

***STANLY COUNTY
NORTH CAROLINA***

***MONTHLY
FINANCIAL REPORT***

***For Four Months Ended
October 31, 2024***

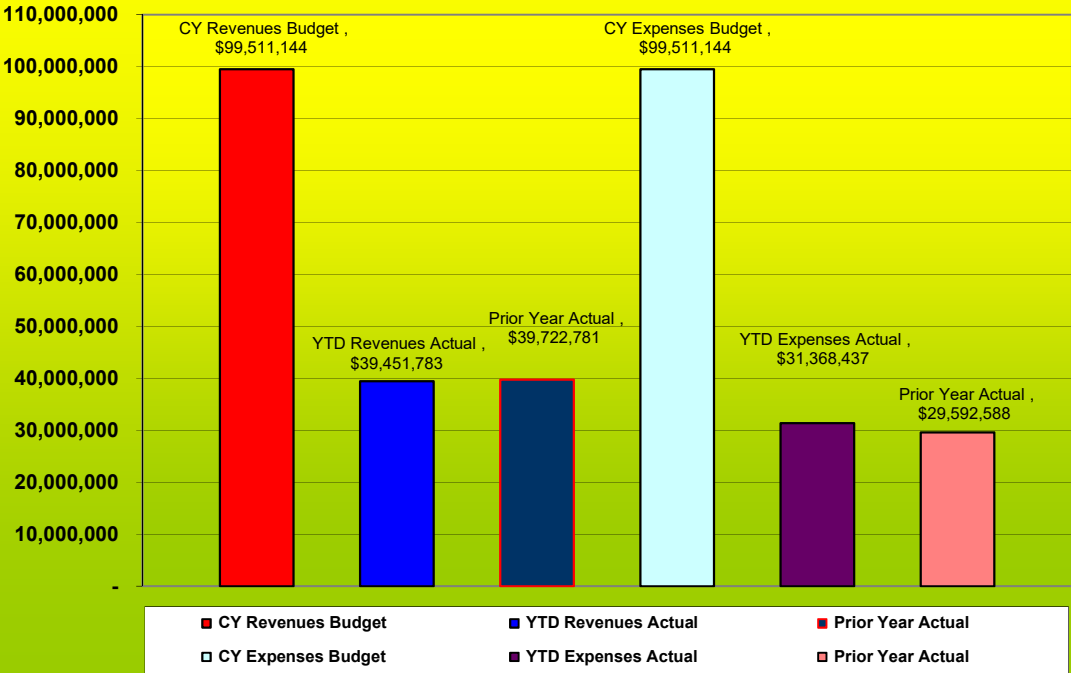


***Prepared and Issued by:
Stanly County Finance Department***

**STANLY COUNTY, NORTH CAROLINA
FISCAL YEAR 2024-2025**

	Page
MONTHLY FINANCIAL REPORTS	
General Fund:	
Revenue and Expense Graphic - Comparative FY 2024 with FY 2025	1
Revenue Graphic by Source - Comparative FY 2024 with FY 2025	2
Revenue Graphic by Source - Compared to Amended Budget 2025	3
Expense Graphic by Function - Comparative FY 2024 with FY 2025	4
Expense Graphic by Function - Compared to Amended Budget 2025	5
All Fund Financial Information:	
Financial information - All Operating Funds	6-9
Financial information - Project Funds	10-15
General Fund:	
Comparative Cash Position - Five years	16
Investment Report	17
General Fund:	
Fund Balance Calculation	18

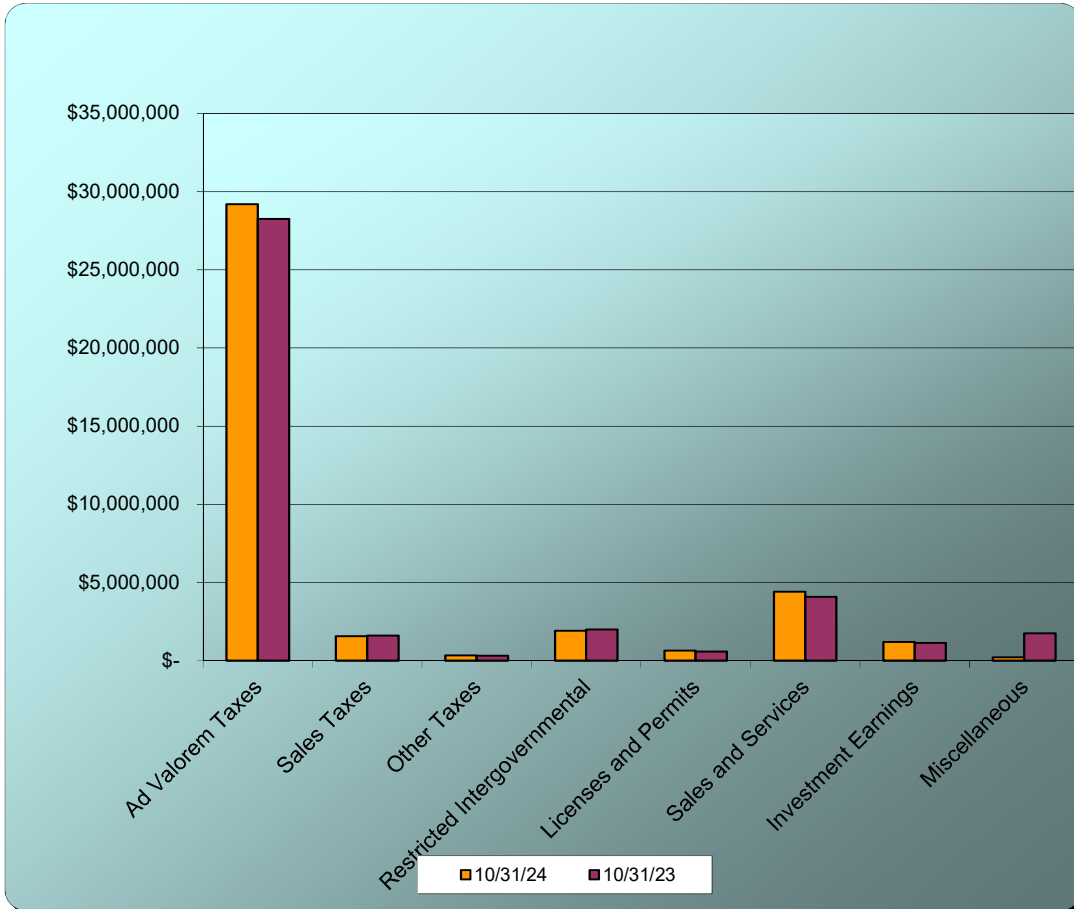
General Fund Revenues and Expenses Actual vs Budget Fiscal Year 2024



Stanly County
General Fund Revenues by Source
For the Four Months Ended October 31, 2024
with Comparative October 31, 2023

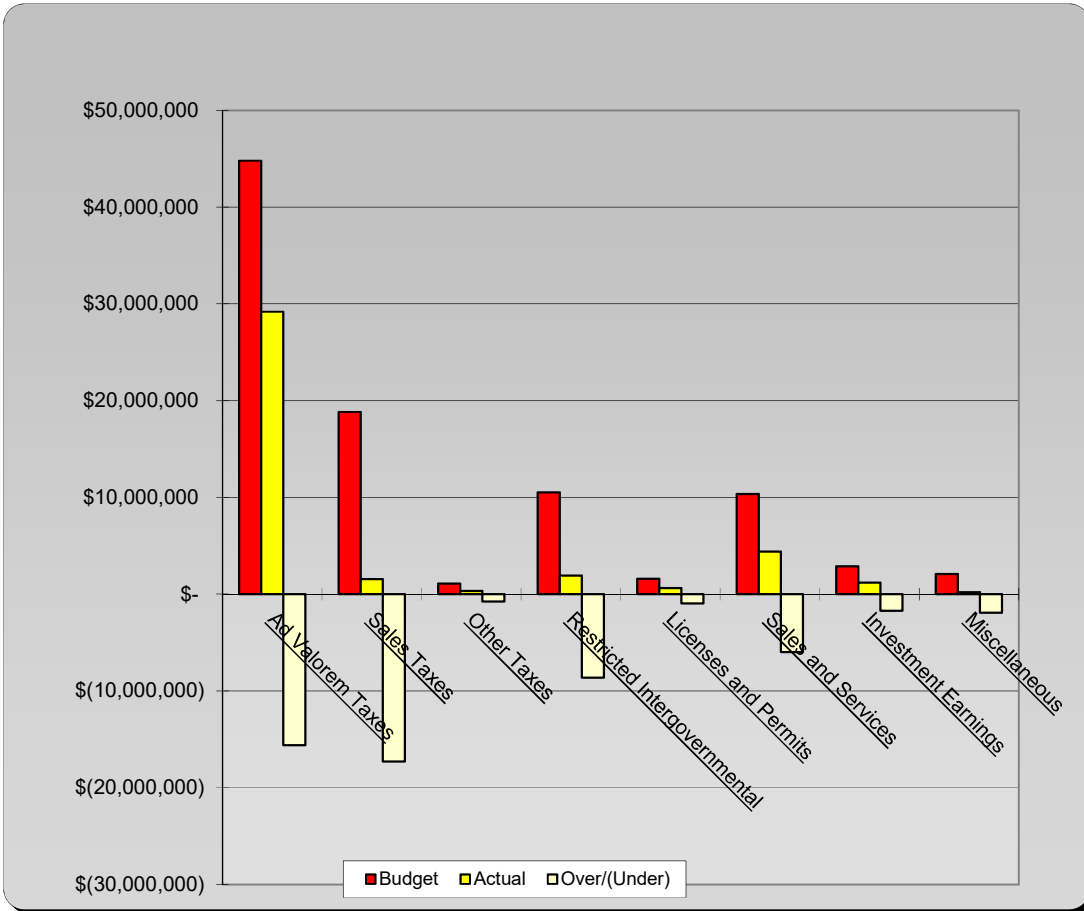
REVENUES:

	<u>10/31/24</u>	<u>10/31/23</u>	<u>Variance</u>	<u>Percent</u>
Ad Valorem Taxes	\$ 29,195,552.62	\$ 28,245,029.27	\$ 950,523.35	103.37%
Sales Taxes	1,556,686.03	1,613,099.62	(56,413.59)	0.00%
Other Taxes	332,041.24	316,156.32	15,884.92	105.02%
Restricted Intergovernmental	1,918,250.30	1,992,829.14	(74,578.84)	96.26%
Licenses and Permits	638,028.67	581,311.24	56,717.43	109.76%
Sales and Services	4,403,154.03	4,092,856.37	310,297.66	107.58%
Investment Earnings	1,199,381.79	1,135,254.49	64,127.30	105.65%
Miscellaneous	<u>208,688.78</u>	<u>1,746,244.97</u>	<u>(1,537,556.19)</u>	<u>11.95%</u>
Totals	<u>\$ 39,451,783.46</u>	<u>\$ 39,722,781.42</u>	<u>\$ (270,997.96)</u>	<u>99.32%</u>



Stanly County
General Fund Budget by Source Compared to Actual Revenues
For the Four Months Ended October 31, 2024

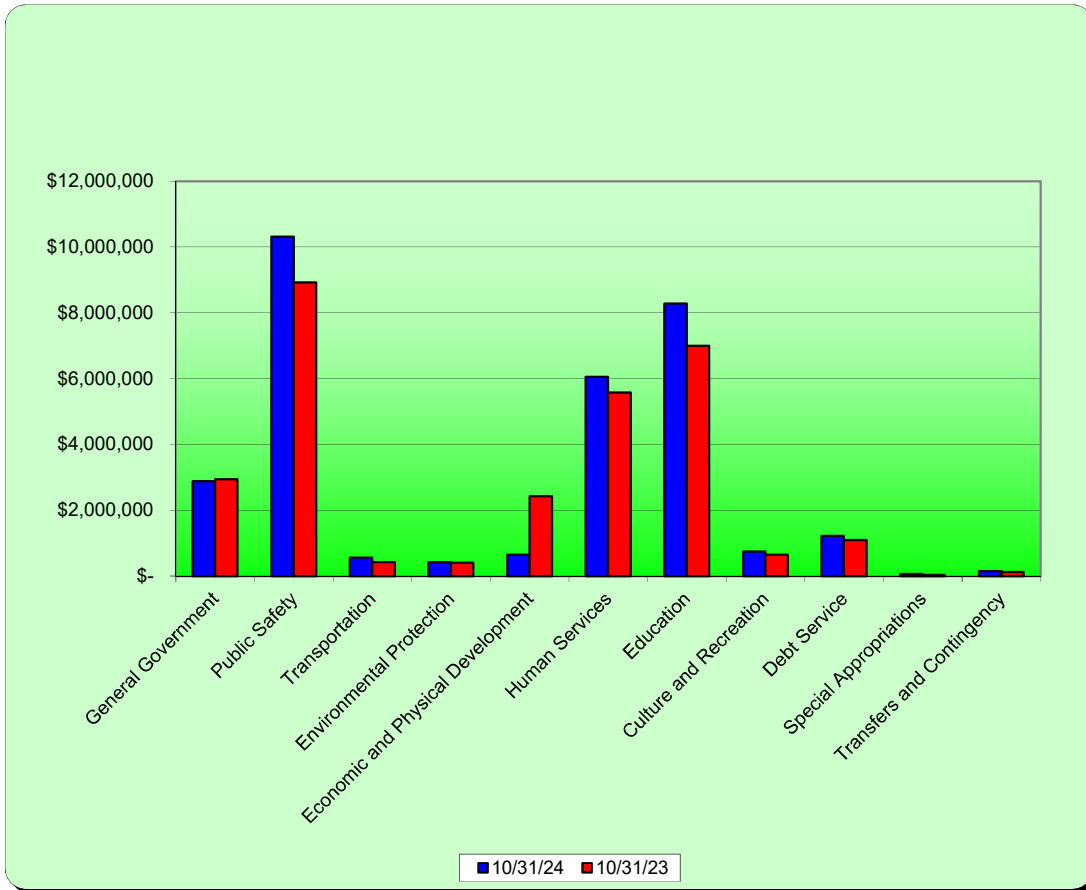
REVENUES:	Amended <u>Budget</u>	<u>Actual</u>	Actual <u>Over/(Under)</u>	Percent <u>Collected</u>
Ad Valorem Taxes	\$ 44,781,861.00	\$ 29,195,552.62	\$ (15,586,308.38)	65.20%
Sales Taxes	18,825,000.00	1,556,686.03	(17,268,313.97)	8.27%
Other Taxes	1,094,700.00	332,041.24	(762,658.76)	30.33%
Restricted Intergovernmental	10,544,138.00	1,918,250.30	(8,625,887.70)	18.19%
Licenses and Permits	1,594,400.00	638,028.67	(956,371.33)	40.02%
Sales and Services	10,367,051.00	4,403,154.03	(5,963,896.97)	42.47%
Investment Earnings	2,900,000.00	1,199,381.79	(1,700,618.21)	41.36%
Miscellaneous	2,113,075.00	208,688.78	(1,904,386.22)	9.88%
Fund Balance Appropriated	7,290,919.00	-	(7,290,919.00)	0.00%
Totals	\$ 99,511,144.00	\$ 39,451,783.46	\$ (60,059,360.54)	39.65%



Stanly County
General Fund Expenses
For the Four Months Ended October 31, 2024
with Comparative October 31, 2023

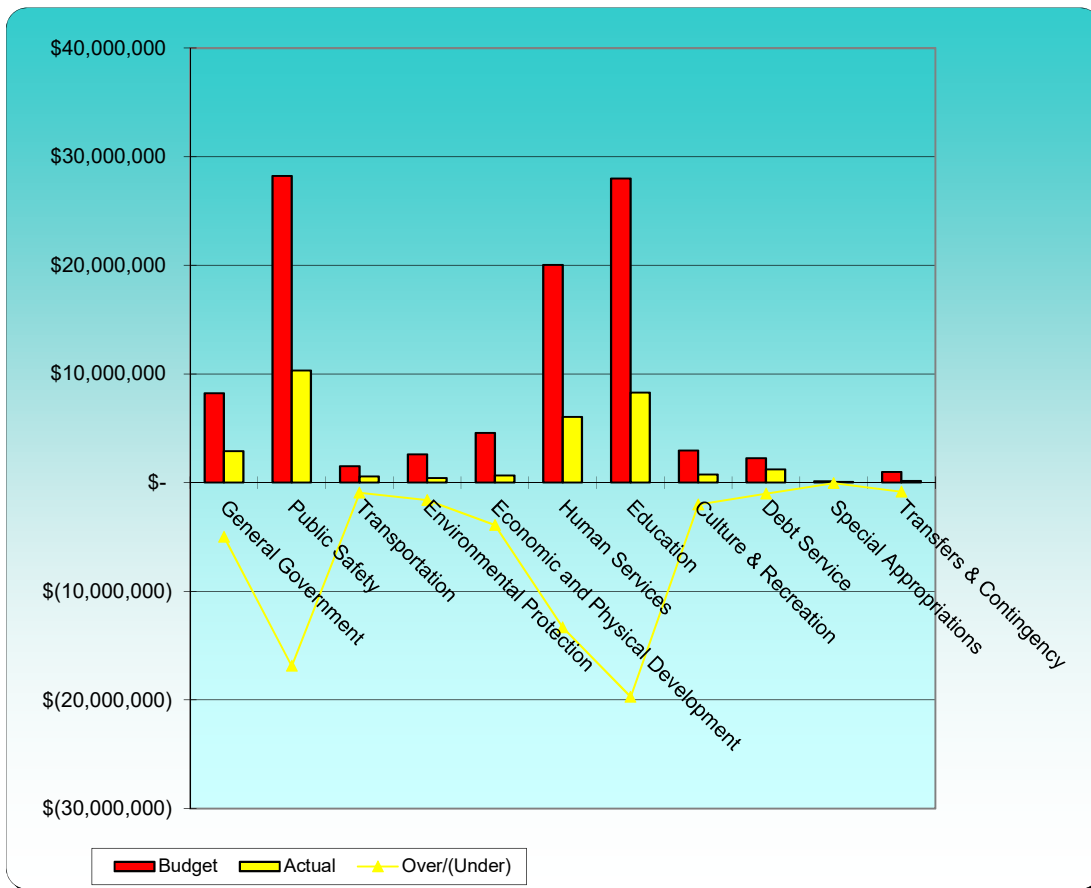
EXPENSES:

	<u>10/31/24</u>	<u>10/31/23</u>	<u>Variance</u>	<u>Percent</u>
General Government	\$ 2,887,101.85	\$ 2,939,870.10	\$ (52,768.25)	98.21%
Public Safety	10,314,145.74	8,923,052.87	1,391,092.87	115.59%
Transportation	565,360.64	427,062.24	138,298.40	132.38%
Environmental Protection	423,176.26	405,522.46	17,653.80	104.35%
Economic and Physical Development	648,200.14	2,425,334.81	(1,777,134.67)	26.73%
Human Services	6,058,499.23	5,576,955.58	481,543.65	108.63%
Education	8,287,959.02	6,998,672.39	1,289,286.63	118.42%
Culture and Recreation	743,127.04	647,276.55	95,850.49	114.81%
Debt Service	1,221,313.66	1,092,611.53	128,702.13	111.78%
Special Appropriations	68,864.00	36,636.97	32,227.03	187.96%
Transfers and Contingency	<u>150,689.00</u>	<u>119,592.50</u>	<u>31,096.50</u>	<u>126.00%</u>
Totals	<u>\$ 31,368,436.58</u>	<u>\$ 29,592,588.00</u>	<u>\$ 1,775,848.58</u>	<u>106.00%</u>



Stanly County
General Fund Budget by Function Compared to Actual Expenses
For the Four Months Ended October 31, 2024

EXPENSES:	Amended		Over/(Under)	Percent Expended
	Budget	Actual		
General Government	\$ 8,222,854.00	\$ 2,887,101.85	\$ (4,986,269.10)	39.36%
Public Safety	28,233,024.00	10,314,145.74	(16,872,822.24)	40.24%
Transportation	1,507,917.00	565,360.64	(937,556.36)	37.82%
Environmental Protection	2,602,561.00	423,176.26	(1,621,472.27)	37.70%
Economic and Physical Development	4,567,059.00	648,200.14	(3,918,858.86)	14.19%
Human Services	20,046,559.00	6,058,499.23	(13,336,642.51)	33.47%
Education	28,005,659.00	8,287,959.02	(19,717,699.98)	29.59%
Culture & Recreation	2,965,071.00	743,127.04	(2,010,793.63)	32.18%
Debt Service	2,247,873.00	1,221,313.66	(1,026,559.34)	54.33%
Special Appropriations	122,311.00	68,864.00	(53,447.00)	56.30%
Transfers & Contingency	990,256.00	150,689.00	(839,567.00)	15.22%
Totals	\$ 99,511,144.00	\$ 31,368,436.58	\$ (65,321,688.29)	34.36%



Stanly County
Comparative Monthly Financial Report
For the Four Months Ended October 31, 2024

		AMENDED	*Y-T-D	UNCOLLECTED	%	LAST
		BUDGET	TRANSACTIONS	REVENUE OR	COLLECTED	YEAR'S Y-T-D
				APPROPRIATIONS	OR EXPENDED	TRANSACTIONS
				REMAINING		
GENERAL FUND 110						
REVENUES:						
Depart 3100-	Ad Valorem Taxes	\$ 44,781,861.00	\$ 29,195,552.62	\$ 15,586,308.38	65.20%	\$ 28,245,029.27
Depart 3200-	Other Taxes	20,044,700.00	1,888,727.27	18,155,972.73	9.42%	1,929,255.94
Depart 3320-	State Shared Revenue	790,837.00	34,376.78	756,460.22	4.35%	211,268.76
Depart 3323-	Court	95,000.00	30,671.82	64,328.18	32.29%	33,914.86
Depart 3330-	Intergovt Chg for Services	260,000.00	183,906.19	76,093.81	70.73%	170,609.32
Depart 3340-	Building Permits	1,133,000.00	495,981.74	637,018.26	43.78%	424,426.44
Depart 3347-	Register of Deeds	356,114.00	110,054.94	246,059.06	30.90%	116,223.03
Depart 3348-	Information Technology	-	-	-	N/A	-
Depart 3414-	Tax And Revaluation	1,050.00	70.00	980.00	6.67%	499.00
Depart 3417-	Election Fees	19,160.00	584.20	18,575.80	3.05%	-
Depart 3429-	Animal Protective Services	27,250.00	5,125.50	22,124.50	18.81%	6,839.73
Depart 3431-	Sheriff	1,446,751.00	457,539.82	989,211.18	31.63%	160,728.05
Depart 3432-	Jail	399,300.00	94,968.01	304,331.99	23.78%	92,825.17
Depart 3433-	Emergency Services	57,910.00	6,936.26	50,973.74	11.98%	7,162.73
Depart 3434-	FIRE	21,750.00	9,350.00	12,400.00	N/A	4,175.00
Depart 3437-	EMS-Ambulance	3,921,000.00	1,964,781.88	1,956,218.12	50.11%	1,361,739.20
Depart 3438-	EMS/Non-Emergency	310,000.00	128,141.79	181,858.21	41.34%	69,849.26
Depart 3439-	Facilities Mgmt	500.00	-	500.00	N/A	420.00
Depart 3440-	911 Emerg. Communications	289,722.00	-	289,722.00	N/A	-
Depart 3450-	Transportation	1,076,000.00	92,362.92	983,637.08	8.58%	125,321.27
Depart 3471-	Solid Waste	1,337,000.00	810,274.31	526,725.69	60.60%	805,878.33
Depart 3490-	Central Permitting	30,200.00	12,824.46	17,375.54	42.47%	10,634.03
Depart 3491-	Planning and Zoning	42,500.00	15,708.62	26,791.38	36.96%	15,416.12
Depart 3492-	Rocky River RPO	153,000.00	7,651.06	145,348.94	5.00%	6,146.00
Depart 3494-	EDC	5,000.00	-	5,000.00	N/A	976,099.45
Depart 3495-	Cooperative Extension	22,790.00	405.00	22,385.00	1.78%	938.00
Depart 3500-	Health Department	3,619,059.00	982,250.73	2,636,808.27	27.14%	1,740,826.62
Depart 3523-	Juvenile Justice	113,454.00	44,232.00	69,222.00	38.99%	45,790.00
Depart 3530-	Social Services	6,058,846.00	1,274,504.67	4,784,341.33	21.04%	1,065,823.66
Depart 3538-	Senior Services	181,039.00	92,239.26	88,799.74	50.95%	128,210.90
Depart 3586-	Aging Services	697,276.00	106,218.48	591,057.52	15.23%	93,453.16
Depart 3587-	Veteran Service	-	-	-	N/A	-
Depart 3611-	Stanly County Library	131,500.00	53,293.80	78,206.20	40.53%	49,029.46
Depart 3616-	Agri Civic Ctr/Livestock Arena	628,426.00	22,949.88	605,476.12	3.65%	17,293.50
Depart 3831-	Investments	2,900,000.00	1,199,381.79	1,700,618.21	41.36%	1,135,254.49
Depart 3834-	Rent Income	224,267.00	64,951.31	159,315.69	28.96%	77,997.08
Depart 3835-	Sale of Surplus Property	35,000.00	12,894.54	22,105.46	36.84%	5,706.80
Depart 3838-	Loan Proceeds	600,000.00	-	600,000.00	N/A	513,720.00
Depart 3839-	Miscellaneous	169,410.00	52,871.81	116,538.19	31.21%	74,276.79
Depart 3980-	Transfer From Other Funds	425,000.00	-	425,000.00	N/A	-
Depart 3991-	Fund Balance	7,105,472.00	-	7,105,472.00	N/A	-
TOTAL REVENUES		99,511,144.00	39,451,783.46	60,059,360.54	39.65%	39,722,781.42
GENERAL FUND 110						
EXPENSES:						
Depart 4110-	Governing Body	253,696.00	99,435.43	154,260.57	39.19%	96,679.59
Depart 4120-	Administration	705,940.00	261,023.88	444,916.12	36.98%	249,108.95
Depart 4130-	Finance	876,150.00	309,140.79	567,009.21	35.28%	281,502.22
Depart 4141-	Tax Assessor	1,152,696.00	420,311.78	730,733.82	36.61%	358,984.56
Depart 4143-	Tax Revaluation	638,984.00	188,903.62	444,570.38	30.43%	184,320.63
Depart 4155-	Attorney	258,065.00	91,600.15	166,464.85	35.49%	82,273.86
Depart 4160-	Clerk	46,405.00	15,000.00	31,405.00	32.32%	11,450.36
Depart 4163-	Judge's Office	12,187.00	551.04	11,635.96	4.52%	114.15
Depart 4164-	District Attorney	-	-	-	N/A	-
Depart 4170-	Elections	670,305.00	214,541.92	427,953.82	36.16%	198,884.43
Depart 4180-	Register of Deeds	535,763.00	232,260.81	303,502.19	43.35%	190,095.19
Depart 4210-	Info Technology	1,624,215.00	636,849.02	884,639.98	45.53%	694,910.19
Depart 4260-	Facilities Management	1,448,448.00	417,483.41	819,177.20	43.44%	591,545.97
Total General Government		8,222,854.00	2,887,101.85	4,986,269.10	39.36%	2,939,870.10

* Y-T-D Transactions column does not include encumbrances.

Stanly County
Comparative Monthly Financial Report
For the Four Months Ended October 31, 2024

		AMENDED BUDGET	*Y-T-D TRANSACTIONS	UNCOLLECTED REVENUE OR APPROPRIATIONS REMAINING	% COLLECTED OR EXPENDED	LAST YEAR'S Y-T-D TRANSACTIONS
Depart 4310-	Sheriff	13,451,303.00	4,772,755.93	8,279,618.12	38.45%	4,854,576.52
Depart 4321-	Juvenile Justice	226,116.00	71,727.33	154,388.67	31.72%	71,668.43
Depart 4330-	Emergency Services	10,527,214.00	3,913,087.56	6,254,647.63	40.59%	2,969,618.56
Depart 4350-	Inspections	821,335.00	269,271.33	549,881.37	33.05%	410,081.45
Depart 4360-	Medical Examiner	45,000.00	14,625.00	30,375.00	32.50%	9,700.00
Depart 4395-	911 Emergency	3,162,056.00	1,272,678.59	1,603,911.45	49.28%	607,407.91
	Total Public Safety	28,233,024.00	10,314,145.74	16,872,822.24	40.24%	8,923,052.87
Depart 4540-	Total Transportation	1,507,917.00	565,360.64	937,556.36	37.82%	427,062.24
Depart 4710-	Solid Waste	2,275,269.00	353,924.19	1,363,432.34	40.08%	337,417.84
Depart 4750-	Fire Forester	146,652.00	18,456.27	128,195.73	12.59%	20,038.54
Depart 4960-	Soil & Water Conservation	180,640.00	50,795.80	129,844.20	28.12%	48,066.08
	Total Environmental Protection	2,602,561.00	423,176.26	1,621,472.27	37.70%	405,522.46
Depart 4902-	Economic Development	3,096,113.00	116,604.84	2,979,508.16	3.77%	2,016,726.32
Depart 4905-	Occupancy Tax	261,000.00	143,177.49	117,822.51	54.86%	69,404.07
Depart 4910-	Planning and Zoning	351,153.00	139,192.01	211,960.99	39.64%	111,258.19
Depart 4911-	Central Permitting	362,575.00	122,587.67	239,987.33	33.81%	140,760.19
Depart 4912-	Rocky River RPO	153,000.00	39,840.00	113,160.00	26.04%	38,138.72
Depart 4950-	Cooperative Extension	343,218.00	86,798.13	256,419.87	25.29%	49,047.32
	Total Economic Development	4,567,059.00	648,200.14	3,918,858.86	14.19%	2,425,334.81
Depart 5100-	Health Department	6,198,947.00	2,009,694.49	4,016,377.54	35.21%	1,903,165.26
Depart 5210-	Piedmont Mental Health	194,865.00	64,420.26	130,444.74	33.06%	65,223.76
Depart 5300-	Dept of Social Services	11,442,413.00	3,357,557.55	7,957,086.62	30.46%	3,050,524.49
Depart 5380-	Aging Services	1,428,902.00	390,333.74	718,209.84	49.74%	371,341.41
Depart 5381-	Senior Center	683,293.00	204,851.91	450,226.05	34.11%	157,323.93
Depart 5820-	Veterans	98,139.00	31,641.28	64,297.72	34.48%	29,376.73
	Total Human Services	20,046,559.00	6,058,499.23	13,336,642.51	33.47%	5,576,955.58
Depart 5910-	Stanly BOE	25,076,719.00	7,304,821.43	17,771,897.57	29.13%	6,070,620.04
Depart 5920-	Stanly Community College	2,928,940.00	983,137.59	1,945,802.41	33.57%	928,052.35
	Total Education	28,005,659.00	8,287,959.02	19,717,699.98	29.59%	6,998,672.39
Depart 6110-	Stanly Library	1,717,548.00	540,395.05	1,114,348.39	35.12%	484,078.95
Depart 6160-	Agri Civic Ctr/Livestock Arena	1,247,523.00	202,731.99	896,445.24	28.14%	163,197.60
	Total Culture and Recreation	2,965,071.00	743,127.04	2,010,793.63	32.18%	647,276.55
Depart 9000-	Total Special Appropriations	122,311.00	68,864.00	53,447.00	56.30%	36,636.97
Depart 9100-	Total Debt Service	2,247,873.00	1,221,313.66	1,026,559.34	54.33%	1,092,611.53
Depart 9800-	Transfers	690,256.00	150,689.00	539,567.00	21.83%	119,592.50
Depart 9910-	Contingency	300,000.00	-	300,000.00	0.00%	-
	Total Transfers and Contingency	990,256.00	150,689.00	839,567.00	15.22%	119,592.50
	TOTAL EXPENSES	99,511,144.00	31,368,436.58	65,321,688.29	34.36%	29,592,588.00
	OVER (UNDER) REVENUES	\$ -	\$ 8,083,346.88	\$ (5,262,327.75)	N/A	\$ 10,130,193.42

Stanly County
Comparative Monthly Financial Report
For the Four Months Ended October 31, 2024

		AMENDED	*Y-T-D	UNCOLLECTED	%	LAST
		BUDGET	TRANSACTIONS	REVENUE OR	COLLECTED	YEAR'S Y-T-D
				APPROPRIATIONS	OR EXPENDED	TRANSACTIONS
				REMAINING		
EMERGENCY TELEPHONE E-911 260						
REVENUES:						
Depart 3439-	Surcharge	915,545.00	66,387.72	\$ 849,157.28	7.25%	56,623.28
Depart 3831-	Investment Earnings	-	-	-	N/A	1,986.62
Depart 3991-	Fund Balance	-	-	-	N/A	-
	TOTAL REVENUES	915,545.00	66,387.72	849,157.28	7.25%	58,609.90
EXPENSES:						
Depart 4395-	911 Emerg. Communications	311,869.00	-	\$ 311,869.00	N/A	-
Depart 4396-	E-911 Operations	603,676.00	109,614.43	273,680.83	54.66%	177,674.61
	TOTAL EXPENSES	915,545.00	109,614.43	585,549.83	36.04%	177,674.61
	OVER (UNDER) REVENUES	\$ -	\$ (43,226.71)	\$ 263,607.45	N/A	\$ (119,064.71)
FIRE DISTRICTS 295						
REVENUES:						
Depart 3100-	Ad Valorem Taxes	\$ 5,180,273.00	\$ 3,585,154.55	\$ 1,595,118.45	69.21%	\$ 3,157,337.08
	TOTAL REVENUES	5,180,273.00	3,585,154.55	1,595,118.45	69.21%	3,157,337.08
EXPENSES:						
Depart 4100-	Comm 1.5 % Admin	80,000.00	34,675.95	45,324.05	43.34%	28,439.48
Depart 4340-	Fire Service	5,100,273.00	3,449,470.06	1,650,802.94	67.63%	2,984,936.91
	TOTAL EXPENSES	5,180,273.00	3,484,146.01	1,696,126.99	67.26%	3,013,376.39
	OVER (UNDER) REVENUES	\$ -	\$ 101,008.54	\$ (101,008.54)	N/A	\$ 143,960.69
GREATER BADIN OPERATING 611						
REVENUES:						
Depart 3710-	Operating Revenues	\$ 700,146.00	\$ 162,412.84	\$ 537,733.16	23.20%	\$ 162,396.59
Depart 3991-	Fund Balance Appropriated	-	-	-	N/A	-
	TOTAL REVENUES	700,146.00	162,412.84	537,733.16	23.20%	162,396.59
EXPENSES:						
Depart 7110-	Administration	185,546.00	6,666.68	178,879.32	3.59%	16,666.68
Depart 7120-	Operations	514,600.00	66,059.73	340,146.02	33.90%	109,042.45
Depart 9800-	Transfer to Other Funds	-	-	-	N/A	-
	TOTAL EXPENSES	700,146.00	72,726.41	519,025.34	25.87%	125,709.13
	OVER (UNDER) REVENUES	\$ -	\$ 89,686.43	\$ 18,707.82	N/A	\$ 36,687.46
PINEY POINT OPERATING 621						
REVENUES:						
Depart 3710-	Operating Revenues	\$ 252,850.00	\$ 63,569.85	\$ 189,280.15	25.14%	\$ 66,365.05
	TOTAL REVENUES	252,850.00	63,569.85	189,280.15	25.14%	66,365.05
EXPENSES:						
Depart 7110-	Administration	85,000.00	28,333.32	56,666.68	33.33%	28,333.32
Depart 7120-	Operations	167,850.00	47,730.39	120,119.61	28.44%	43,516.34
Depart 9800-	Transfer to Other Funds	-	-	-	N/A	-
	TOTAL EXPENSES	252,850.00	76,063.71	176,786.29	30.08%	71,849.66
	OVER (UNDER) REVENUES	\$ -	\$ (12,493.86)	\$ 12,493.86	N/A	\$ (5,484.61)

Stanly County
Comparative Monthly Financial Report
For the Four Months Ended October 31, 2024

		AMENDED	*Y-T-D	UNCOLLECTED	%	LAST
		BUDGET	TRANSACTIONS	REVENUE OR	COLLECTED	YEAR'S Y-T-D
				APPROPRIATIONS	OR EXPENDED	TRANSACTIONS
				REMAINING		
WEST STANLY WWTP 631						
REVENUES:						
Depart 3712-	Operating Revenues	\$ 1,571,722.00	\$ 448,854.00	\$ 1,122,868.00	28.56%	\$ 395,868.77
Depart 3980-	From System Development Fund	-	-	-		-
Depart 3991-	Retained Earnings Approp.	-	-	-	N/A	-
	TOTAL REVENUES	1,571,722.00	448,854.00	1,122,868.00	28.56%	395,868.77
EXPENSES:						
Depart 7110-	Administration	229,388.00	60,000.00	169,388.00	26.16%	182,916.68
Depart 7120-	Operations	1,342,334.00	245,057.36	1,081,046.45	19.47%	220,999.07
Depart 9800-	Transfers	-	-	-	N/A	-
	TOTAL EXPENSES	1,571,722.00	305,057.36	1,250,434.45	20.44%	403,915.75
	OVER (UNDER) REVENUES	\$ -	\$ 143,796.64	\$ (127,566.45)	N/A	\$ (8,046.98)
STANLY COUNTY UTILITY 641						
REVENUES:						
Depart 3710-	Operating Revenues	5,781,442.00	1,752,451.86	4,028,990.14	30.31%	1,426,063.19
Depart 3839-	Miscellaneous Income	-	-	-		-
Depart 3991-	Retained Earnings Approp.	-	-	-	N/A	-
	TOTAL REVENUES	5,781,442.00	1,752,451.86	4,028,990.14	30.31%	1,426,063.19
EXPENSES:						
Depart 7110-	Administration	396,626.00	131,785.61	258,114.07	34.92%	112,868.98
Depart 7120-	Operations	5,309,816.00	2,129,491.72	3,071,873.29	42.15%	1,476,555.38
Depart 9800-	Transfers	75,000.00	-	75,000.00	0.00%	-
	TOTAL EXPENSES	5,781,442.00	2,261,277.33	3,404,987.36	41.10%	1,589,424.36
	OVER (UNDER) REVENUES	\$ -	\$ (508,825.47)	\$ 624,002.78	N/A	\$ (163,361.17)
AIRPORT OPERATING FUND 671						
REVENUES:						
Depart 3453-	Airport Operating	\$ 1,094,428.00	\$ 390,687.60	\$ 703,740.40	35.70%	\$ 327,327.93
Depart 3980-	Transfer from General Fund	602,756.00	150,689.00	452,067.00	25.00%	119,592.50
Depart 3991-	Retained Earnings Approp.	-	-	-	N/A	-
	TOTAL REVENUES	1,697,184.00	541,376.60	1,155,807.40	31.90%	446,920.43
EXPENSES:						
Depart 4530-	Airport Operating	1,697,184.00	585,223.05	1,089,802.58	35.79%	512,299.24
	TOTAL EXPENSES	1,697,184.00	585,223.05	1,089,802.58	35.79%	512,299.24
	OVER (UNDER) REVENUES	\$ -	\$ (43,846.45)	\$ 66,004.82	N/A	\$ (65,378.81)
GROUP HEALTH & WORKERS' COMPENSATION 680						
REVENUES:						
Depart 3428-	Group Health Fees	\$ 7,991,808.00	\$ 2,400,675.20	\$ 5,591,132.80	30.04%	\$ 2,308,271.99
Depart 3430-	Workers Compensation	441,687.00	442,011.97	(324.97)	100.07%	384,789.88
	TOTAL REVENUES	8,433,495.00	2,842,687.17	5,590,807.83	33.71%	2,693,061.87
EXPENSES:						
Depart 4200-	Group Health Costs	7,641,808.00	2,166,218.45	5,475,589.55	28.35%	2,368,358.60
Depart 4220-	Workers Compensation	441,687.00	403,074.31	38,612.69	91.26%	394,790.95
Depart 9800-	Transfer to General Fund	350,000.00	-	350,000.00	0.00%	-
	TOTAL EXPENSES	8,433,495.00	2,569,292.76	5,864,202.24	30.47%	2,763,149.55
	OVER (UNDER) REVENUES	\$ -	\$ 273,394.41	\$ (273,394.41)	N/A	\$ (70,087.68)

Stanly County
Comparative Monthly Financial Report
Project Funds
For the Four Months Ended October 31, 2024

		PROJECT AUTHORIZATION	PROJECT TO DATE	PROJECT AMOUNT REMAINING
SCC Trade Facility 210				
REVENUES:				
Depart 3838-	Loan Proceeds	\$ 11,400,000.00	\$ 11,400,000.00	\$ -
Depart 3980-	Transfer from Other Funds	439,822.00	440,899.10	(1,077.10)
	TOTAL REVENUES	<u>11,839,822.00</u>	<u>11,840,899.10</u>	<u>(1,077.10)</u>
EXPENSES:				
Depart 5920-	Stanly Community College	11,839,822.00	10,803,917.69	1,035,904.31
	TOTAL EXPENSES	<u>11,839,822.00</u>	<u>10,803,917.69</u>	<u>1,035,904.31</u>
	OVER (UNDER) REVENUES	<u>\$ -</u>	<u>\$ 1,036,981.41</u>	<u>\$ (1,036,981.41)</u>
North Carolina DEQ Grant 212				
REVENUES:				
Depart 3720-	NC DEQ Grant	\$ 850,000.00	\$ -	\$ 850,000.00
	TOTAL REVENUES	<u>850,000.00</u>	<u>-</u>	<u>850,000.00</u>
EXPENSES:				
Depart 9900-	Special Appropriations	850,000.00	-	850,000.00
	TOTAL EXPENSES	<u>850,000.00</u>	<u>-</u>	<u>850,000.00</u>
	OVER (UNDER) REVENUES	<u>\$ -</u>	<u>\$ -</u>	<u>\$ -</u>
NC Department of IT Grant 214				
REVENUES:				
Depart 3611-	NC DIT Grant	\$ 200,000.00	\$ 26,200.00	\$ 173,800.00
	TOTAL REVENUES	<u>200,000.00</u>	<u>26,200.00</u>	<u>173,800.00</u>
EXPENSES:				
Depart 6110-	Library	200,000.00	-	200,000.00
	TOTAL EXPENSES	<u>200,000.00</u>	<u>-</u>	<u>200,000.00</u>
	OVER (UNDER) REVENUES	<u>\$ -</u>	<u>\$ 26,200.00</u>	<u>\$ (26,200.00)</u>
Livestock Arena Construction Project 215				
REVENUES:				
Depart 3616-	Civic Center	\$ 1,465,619.00	\$ 1,040,668.36	\$ 424,950.64
Depart 3980-	Transfer from Other Funds	5,041,242.00	4,836,450.29	204,791.71
	TOTAL REVENUES	<u>6,506,861.00</u>	<u>5,877,118.65</u>	<u>629,742.35</u>
EXPENSES:				
Depart 6160-	Agri-Civic Center	6,506,861.00	6,408,068.03	98,792.97
	TOTAL EXPENSES	<u>6,506,861.00</u>	<u>6,408,068.03</u>	<u>98,792.97</u>
	OVER (UNDER) REVENUES	<u>\$ -</u>	<u>\$ (530,949.38)</u>	<u>\$ 530,949.38</u>
E-911 CAD System Replacement 223				
REVENUES:				
Depart 3980-	CAD System Replacement	\$ 2,955,250.00	\$ 2,955,929.04	\$ (679.04)
	TOTAL REVENUES	<u>2,955,250.00</u>	<u>2,955,929.04</u>	<u>(679.04)</u>
EXPENSES:				
Depart 4935-	911 Emergency Communications	2,955,250.00	2,144,717.98	810,532.02
	TOTAL EXPENSES	<u>2,955,250.00</u>	<u>2,144,717.98</u>	<u>810,532.02</u>
	OVER (UNDER) REVENUES	<u>\$ -</u>	<u>\$ 811,211.06</u>	<u>\$ (811,211.06)</u>

Stanly County
Comparative Monthly Financial Report
Project Funds
For the Four Months Ended October 31, 2024

		PROJECT AUTHORIZATION	PROJECT TO DATE	PROJECT AMOUNT REMAINING
Airport Transportation Reserve 224				
REVENUES:				
Depart 3453-	Intergovt Charge for Svs	\$ 6,600,000.00	\$ 6,789,860.49	\$ (189,860.49)
	TOTAL REVENUES	<u>6,600,000.00</u>	<u>6,789,860.49</u>	<u>(189,860.49)</u>
EXPENSES:				
Depart 4530-	Airport Operating	6,600,000.00	-	6,600,000.00
	TOTAL EXPENSES	<u>6,600,000.00</u>	<u>-</u>	<u>6,600,000.00</u>
	OVER (UNDER) REVENUES	<u>\$ -</u>	<u>\$ 6,789,860.49</u>	<u>\$ (6,789,860.49)</u>
911/EOC/EM Office Facility 225				
REVENUES:				
Depart 3433-	911/EOC/EM Office Facility 225	\$ 1,000,000.00	\$ 1,020,425.24	\$ (20,425.24)
Depart 3980-	Transfer From Other Funds	887,500.00		887,500.00
	TOTAL REVENUES	<u>1,887,500.00</u>	<u>1,020,425.24</u>	<u>867,074.76</u>
EXPENSES:				
Depart 4330-	Emergency Services	1,887,500.00	550,582.79	1,336,917.21
	TOTAL EXPENSES	<u>1,887,500.00</u>	<u>550,582.79</u>	<u>1,336,917.21</u>
	OVER (UNDER) REVENUES	<u>\$ -</u>	<u>\$ 469,842.45</u>	<u>\$ (469,842.45)</u>
America Rescue Plan Act of 2021 239				
REVENUES:				
Depart 3330-	Intergovt Charge for Svs	\$ 12,199,330.00	\$ 108,154.15	\$ 12,091,175.85
Depart 3981-	Interest	675,295.00	1,035,166.69	(359,871.69)
	TOTAL REVENUES	<u>12,874,625.00</u>	<u>1,143,320.84</u>	<u>11,731,304.16</u>
EXPENSES:				
Depart 4931-	America Rescue Plan Act	12,874,625.00	4,045,987.44	8,828,637.56
	TOTAL EXPENSES	<u>12,874,625.00</u>	<u>4,045,987.44</u>	<u>8,828,637.56</u>
	OVER (UNDER) REVENUES	<u>\$ -</u>	<u>\$ (2,902,666.60)</u>	<u>\$ 2,902,666.60</u>
Single Family Rehab 2020 240				
REVENUES:				
Depart 3493-	Indirect Grant	\$ 190,000.00	\$ -	\$ 190,000.00
	TOTAL REVENUES	<u>190,000.00</u>	<u>-</u>	<u>190,000.00</u>
EXPENSES:				
Depart 4930-	Community Grant	190,000.00	16,699.75	\$ 173,300.25
	TOTAL EXPENSES	<u>190,000.00</u>	<u>16,699.75</u>	<u>173,300.25</u>
	OVER (UNDER) REVENUES	<u>\$ -</u>	<u>\$ (16,699.75)</u>	<u>\$ 16,699.75</u>
CDBG 2020 Revitalization Program 246				
REVENUES:				
Depart 3493-	Indirect Grant	\$ 750,000.00	\$ 41,172.93	\$ 708,827.07
	TOTAL REVENUES	<u>750,000.00</u>	<u>41,172.93</u>	<u>708,827.07</u>
EXPENSES:				
Depart 4930-	Community Grant	750,000.00	83,451.00	666,549.00
	TOTAL EXPENSES	<u>750,000.00</u>	<u>83,451.00</u>	<u>666,549.00</u>
	OVER (UNDER) REVENUES	<u>\$ -</u>	<u>\$ (42,278.07)</u>	<u>\$ 42,278.07</u>

Stanly County
Comparative Monthly Financial Report
Project Funds
For the Four Months Ended October 31, 2024

		PROJECT AUTHORIZATION	PROJECT TO DATE	PROJECT AMOUNT REMAINING
Opioid Settlement Funds 252				
REVENUES:				
Depart 3330-	Opioid Settlement Funds	\$ 1,320,505.00	\$ 689,801.65	\$ 630,703.35
	TOTAL REVENUES	<u>1,320,505.00</u>	<u>689,801.65</u>	<u>630,703.35</u>
EXPENSES:				
Depart 4932-	Opioid Expense	1,320,505.00	87,978.01	\$ 1,232,526.99
	TOTAL EXPENSES	<u>1,320,505.00</u>	<u>87,978.01</u>	<u>1,232,526.99</u>
	OVER (UNDER) REVENUES	<u>\$ -</u>	<u>\$ 601,823.64</u>	<u>\$ (601,823.64)</u>
Badin Sewer Collection Study 615				
REVENUES:				
Depart 3720-	Water & Sewer	\$ 187,500.00	\$ 52,595.00	\$ 134,905.00
	TOTAL REVENUES	<u>187,500.00</u>	<u>52,595.00</u>	<u>134,905.00</u>
EXPENSES:				
Depart 7120-	Water Systems	187,500.00	82,801.33	\$ 104,698.67
	TOTAL EXPENSES	<u>187,500.00</u>	<u>82,801.33</u>	<u>104,698.67</u>
	OVER (UNDER) REVENUES	<u>\$ -</u>	<u>\$ (30,206.33)</u>	<u>\$ 30,206.33</u>
Norwood Water System Study 622				
REVENUES:				
Depart 3720-	Water & Sewer	\$ 75,000.00	\$ 8,075.00	\$ 66,925.00
	TOTAL REVENUES	<u>75,000.00</u>	<u>8,075.00</u>	<u>66,925.00</u>
EXPENSES:				
Depart 7120-	Water Systems	75,000.00	10,849.00	\$ 64,151.00
	TOTAL EXPENSES	<u>75,000.00</u>	<u>10,849.00</u>	<u>64,151.00</u>
	OVER (UNDER) REVENUES	<u>\$ -</u>	<u>\$ (2,774.00)</u>	<u>\$ 2,774.00</u>
Norwood Sewer System Study 623				
REVENUES:				
Depart 3720-	Water & Sewer	\$ 75,000.00	\$ 8,250.00	\$ 66,750.00
	TOTAL REVENUES	<u>75,000.00</u>	<u>8,250.00</u>	<u>66,750.00</u>
EXPENSES:				
Depart 7120-	Water Systems	75,000.00	16,121.50	\$ 58,878.50
	TOTAL EXPENSES	<u>75,000.00</u>	<u>16,121.50</u>	<u>58,878.50</u>
	OVER (UNDER) REVENUES	<u>\$ -</u>	<u>\$ (7,871.50)</u>	<u>\$ 7,871.50</u>
West Stanly WWTP 2.5 MGD Project 633				
REVENUES:				
Depart 3980-	Transfer from Other Funds	\$ 2,677,450.00	\$ 1,717,279.25	\$ 960,170.75
	TOTAL REVENUES	<u>2,677,450.00</u>	<u>1,717,279.25</u>	<u>960,170.75</u>
EXPENSES:				
Depart 7120-	Water Systems	2,677,450.00	1,843,719.89	\$ 833,730.11
	TOTAL EXPENSES	<u>2,677,450.00</u>	<u>1,843,719.89</u>	<u>833,730.11</u>
	OVER (UNDER) REVENUES	<u>\$ -</u>	<u>\$ (126,440.64)</u>	<u>\$ 126,440.64</u>

Stanly County
Comparative Monthly Financial Report
Project Funds
For the Four Months Ended October 31, 2024

		PROJECT AUTHORIZATION	PROJECT TO DATE	PROJECT AMOUNT REMAINING
Locust Sewer Collection Study 634				
REVENUES:				
Depart 3710-	Water & Sewer	\$ 100,000.00	\$ 8,600.00	\$ 91,400.00
	TOTAL REVENUES	<u>100,000.00</u>	<u>8,600.00</u>	<u>91,400.00</u>
EXPENSES:				
Depart 7120-	Water Systems	100,000.00	20,808.00	\$ 79,192.00
	TOTAL EXPENSES	<u>100,000.00</u>	<u>20,808.00</u>	<u>79,192.00</u>
	OVER (UNDER) REVENUES	<u>\$ -</u>	<u>\$ (12,208.00)</u>	<u>\$ 12,208.00</u>
System Development Fee 640				
REVENUES:				
Depart 3710-	Water & Sewer	\$ 288,526.00	\$ 1,117,291.00	\$ (828,765.00)
	TOTAL REVENUES	<u>288,526.00</u>	<u>1,117,291.00</u>	<u>(828,765.00)</u>
EXPENSES:				
Depart 9800-	Transfer to Capital Projects	288,526.00	\$ 186,443.05	\$ 102,082.95
	TOTAL EXPENSES	<u>288,526.00</u>	<u>186,443.05</u>	<u>102,082.95</u>
	OVER (UNDER) REVENUES	<u>\$ -</u>	<u>\$ 930,847.95</u>	<u>\$ (930,847.95)</u>
NC DOT Hwy 24/27/73 East Waterline 643				
REVENUES:				
Depart 3710-	Water & Sewer	\$ 262,507.00	\$ 253,827.20	\$ 8,679.80
Depart 3980-	Transfer	-	-	-
	TOTAL REVENUES	<u>262,507.00</u>	<u>253,827.20</u>	<u>8,679.80</u>
EXPENSES:				
Depart 7120-	Water Systems	262,507.00	\$ 264,165.22	\$ (1,658.22)
	TOTAL EXPENSES	<u>262,507.00</u>	<u>264,165.22</u>	<u>(1,658.22)</u>
	OVER (UNDER) REVENUES	<u>\$ -</u>	<u>\$ (10,338.02)</u>	<u>\$ 10,338.02</u>
Stony Gap Road Water Main 652				
REVENUES:				
Depart 3980-	Transfers From Other Funds	\$ 3,698,266.00	\$ 863,729.24	\$ 2,834,536.76
	TOTAL REVENUES	<u>3,698,266.00</u>	<u>863,729.24</u>	<u>2,834,536.76</u>
EXPENSES:				
Depart 7120-	Water Systems	3,698,266.00	2,547,317.40	\$ 1,150,948.60
	TOTAL EXPENSES	<u>3,698,266.00</u>	<u>2,547,317.40</u>	<u>1,150,948.60</u>
	OVER (UNDER) REVENUES	<u>\$ -</u>	<u>\$ (1,683,588.16)</u>	<u>\$ 1,683,588.16</u>
Meadow Creek Church Road Water 653				
REVENUES:				
Depart 3980-	Transfers From Other Funds	\$ 2,080,581.00	\$ 1,364,655.80	\$ 715,925.20
	TOTAL REVENUES	<u>2,080,581.00</u>	<u>1,364,655.80</u>	<u>715,925.20</u>
EXPENSES:				
Depart 7120-	Water Systems	2,080,581.00	1,730,422.72	\$ 350,158.28
	TOTAL EXPENSES	<u>2,080,581.00</u>	<u>1,730,422.72</u>	<u>350,158.28</u>
	OVER (UNDER) REVENUES	<u>\$ -</u>	<u>\$ (365,766.92)</u>	<u>\$ 365,766.92</u>

Stanly County
Comparative Monthly Financial Report
Project Funds
For the Four Months Ended October 31, 2024

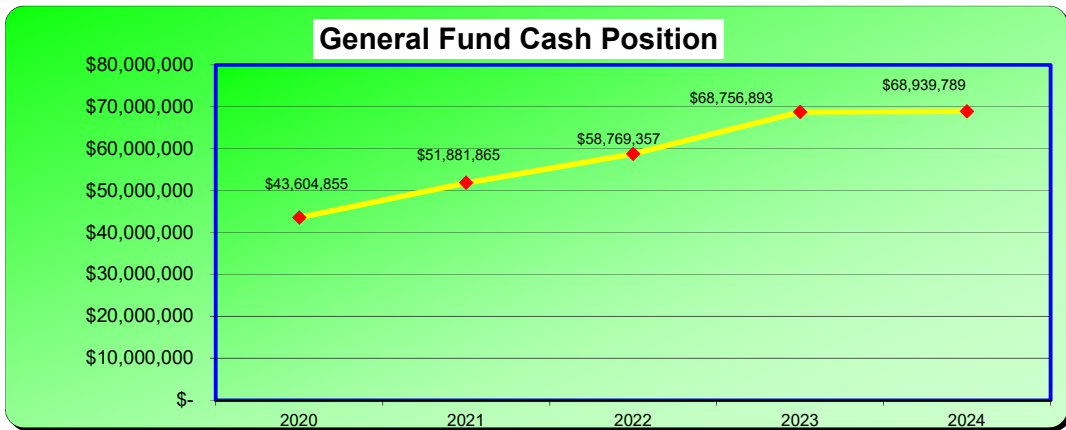
		PROJECT AUTHORIZATION	PROJECT TO DATE	PROJECT AMOUNT REMAINING
Countywide Sewer Master Plan 656				
REVENUES:				
Depart 3720-	Utility Project Revenues	\$ 150,000.00	\$ 25,869.00	\$ 124,131.00
	TOTAL REVENUES	<u>150,000.00</u>	<u>25,869.00</u>	<u>124,131.00</u>
EXPENSES:				
Depart 7120-	Water Systems	150,000.00	39,634.00	\$ 110,366.00
	TOTAL EXPENSES	<u>150,000.00</u>	<u>39,634.00</u>	<u>110,366.00</u>
	OVER (UNDER) REVENUES	<u>\$ -</u>	<u>\$ (13,765.00)</u>	<u>\$ 13,765.00</u>
Liberty Hill Water Booster Pump 661				
REVENUES:				
Depart 3710-	Operating Revenues	\$ 1,412,051.00	\$ 1,412,051.00	\$ -
Depart 3980-	Transfers From Other Funds	312,700.00	247,430.48	65,269.52
	TOTAL REVENUES	<u>1,724,751.00</u>	<u>1,659,481.48</u>	<u>65,269.52</u>
EXPENSES:				
Depart 7120-	Water Systems	1,724,751.00	1,659,481.48	\$ 65,269.52
	TOTAL EXPENSES	<u>1,724,751.00</u>	<u>1,659,481.48</u>	<u>65,269.52</u>
	OVER (UNDER) REVENUES	<u>\$ -</u>	<u>\$ -</u>	<u>\$ -</u>
Richfield Sewer Improvement Project 663				
REVENUES:				
Depart 3710-	NC DEQ Grant	\$ 1,215,200.00	\$ -	\$ 1,215,200.00
	TOTAL REVENUES	<u>1,215,200.00</u>	<u>-</u>	<u>1,215,200.00</u>
EXPENSES:				
Depart 7120-	Water Systems	1,215,200.00	158,523.50	\$ 1,056,676.50
	TOTAL EXPENSES	<u>1,215,200.00</u>	<u>158,523.50</u>	<u>1,056,676.50</u>
	OVER (UNDER) REVENUES	<u>\$ -</u>	<u>\$ (158,523.50)</u>	<u>\$ 158,523.50</u>
Utility Meter Replacements 664				
REVENUES:				
Depart 3980-	Transfer From Other Funds	\$ 650,000.00	\$ 525,000.00	\$ 125,000.00
	TOTAL REVENUES	<u>650,000.00</u>	<u>525,000.00</u>	<u>125,000.00</u>
EXPENSES:				
Depart 7120-	Water Systems	650,000.00	592,628.50	57,371.50
	TOTAL EXPENSES	<u>650,000.00</u>	<u>592,628.50</u>	<u>57,371.50</u>
	OVER (UNDER) REVENUES	<u>\$ -</u>	<u>\$ (67,628.50)</u>	<u>\$ 67,628.50</u>

Stanly County
Comparative Monthly Financial Report
Project Funds
For the Four Months Ended October 31, 2024

		PROJECT AUTHORIZATION	PROJECT TO DATE	PROJECT AMOUNT REMAINING
Airport Apron& Taxilane Pavement Rehab 673				
REVENUES:				
Depart 3453-	Divison of Aviations	\$ 211,692.00	\$ 72,936.00	\$ 138,756.00
TOTAL REVENUES		<u>211,692.00</u>	<u>72,936.00</u>	<u>138,756.00</u>
EXPENSES:				
Depart 4530-	Airport Operating	\$ 211,692.00	\$ 76,035.25	\$ 135,656.75
TOTAL EXPENSES		<u>211,692.00</u>	<u>76,035.25</u>	<u>135,656.75</u>
OVER (UNDER) REVENUES		<u>\$ -</u>	<u>\$ (3,099.25)</u>	<u>\$ 3,099.25</u>
Airport Emergency Training Center 684				
REVENUES:				
Depart 3453-	SCIF Grant	\$ 28,000,000.00	\$ -	\$ 28,000,000.00
Depart 3453-	Department of Insurance	9,881,396.00	23,631,396.00	(13,750,000.00)
Depart 3980-	Investment	1,531,300.00	2,677,433.94	(1,146,133.94)
TOTAL REVENUES		<u>39,412,696.00</u>	<u>26,308,829.94</u>	<u>13,103,866.06</u>
EXPENSES:				
Depart 4530-	Airport Operating	39,112,696.00	22,824,061.75	16,288,634.25
Depart 9800-	Transfer to Other Funds	300,000.00	293,919.58	
TOTAL EXPENSES		<u>39,412,696.00</u>	<u>23,117,981.33</u>	<u>16,288,634.25</u>
OVER (UNDER) REVENUES		<u>\$ -</u>	<u>\$ 3,190,848.61</u>	<u>\$ (3,184,768.19)</u>
Airport DOI Projects 685				
REVENUES:				
Depart 3980-	Transfer from Other Funds	\$ 300,000.00	\$ 293,919.58	\$ 6,080.42
TOTAL REVENUES		<u>300,000.00</u>	<u>293,919.58</u>	<u>6,080.42</u>
EXPENSES:				
Depart 4530-	Airport Operating	300,000.00	294,880.25	5,119.75
TOTAL EXPENSES		<u>300,000.00</u>	<u>294,880.25</u>	<u>5,119.75</u>
OVER (UNDER) REVENUES		<u>\$ -</u>	<u>\$ (960.67)</u>	<u>\$ 960.67</u>

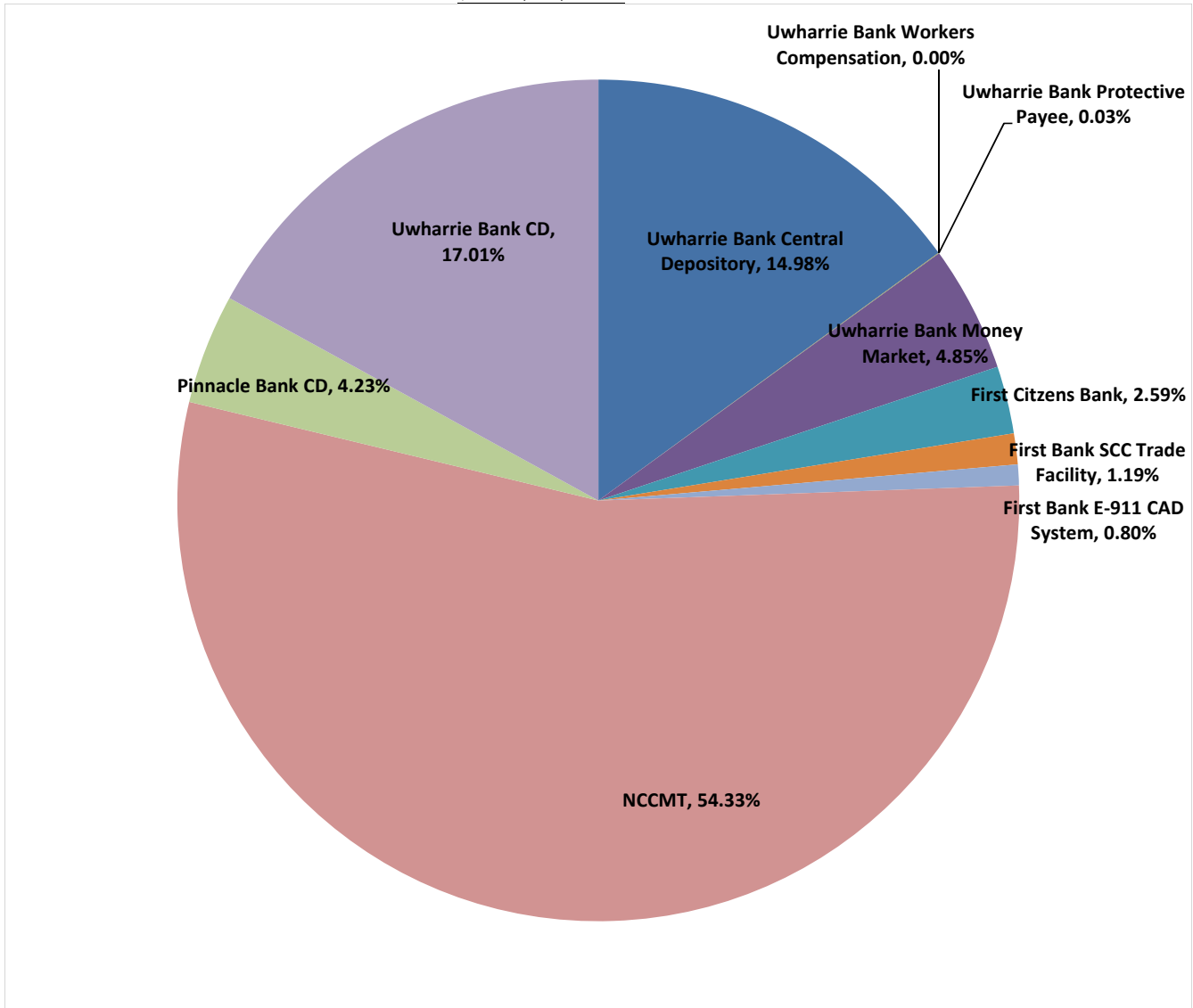
Stanly County
Comparative Cash Position Report
October 31, 2024 Compared with October 31, 2023

	Current 10/31/2024	Prior 10/31/2023	Increase (Decrease)
110 General Fund	68,939,788.63	68,756,892.63	182,896.00
210 SCC Trade Facility	(293,307.27)	(433,398.22)	140,090.95
211 State Capital Infrastructure Fund	-	522,348.84	(522,348.84)
214 SCC Cosmetology Project	26,200.00	-	26,200.00
215 Livestock Arena Construction Pro	(530,949.38)	(991,319.16)	460,369.78
217 Riverstone Industrial Park Proje	-	(230,529.94)	230,529.94
220 Agri-Civic Ctr Lobby Floor Renov	-	-	-
222 Public Safety Complex	-	-	-
223 E-911 CAD System Replacement	(207,315.13)	(260,311.16)	52,996.03
224 Airport Transportation Reserve	6,789,860.49	-	6,789,860.49
225 911/EOC/EM Office Facility	469,842.45	-	469,842.45
239 American Rescue Plan Act of 2021	9,188,508.25	12,256,046.16	(3,067,537.91)
240 Single Family Rehab 2014	(16,699.75)	(16,699.75)	-
246 CDBG-2020 Revitalization Program	(42,278.07)	(17,855.20)	(24,422.87)
252 Opioid Settlement Funds	2,050,684.58	728,513.40	1,322,171.18
260 Emergency Telephone System Fund	(38,888.40)	51,061.85	(89,950.25)
295 Fire Districts	101,008.54	143,960.69	(42,952.15)
611 Greater Badin Operating	617,063.64	515,109.34	101,954.30
614 Badin Inn Water Extension	-	-	-
615 Badin Sewer Collection Study	(30,206.33)	-	(30,206.33)
621 Piney Point Operating	300,398.97	358,848.26	(58,449.29)
622 Norwood Water System Study	(2,774.00)	-	(2,774.00)
623 Norwood Sewer System Study	(7,871.50)	-	(7,871.50)
631 West Stanly WWTP	711,957.19	1,044,324.86	(332,367.67)
632 West Stanly WWTP Rehab Project	-	(261,629.57)	261,629.57
633 WS WWTP 2.5 MGD Expansion	(126,440.64)	(368,087.00)	241,646.36
634 Locust Sewer Collection Study	(12,208.00)	-	(12,208.00)
640 System Development Fee's	1,467,483.43	904,729.43	562,754.00
641 Utility Operating	446,489.68	1,319,480.22	(872,990.54)
643 NCDOT Hwy24/27/73 East Waterline	(10,338.02)	(13,447.02)	3,109.00
652 Stony Gap Road Water Main	(1,683,588.16)	(13,803.43)	-
653 Meadow Creek Church Road Water	(365,766.92)	(9,326.52)	-
654 Palestine Water Pump Station Rep	-	(376,678.96)	376,678.96
655 Countywide Water Master Plan	-	-	-
656 Hwy 200 Water Project	(13,765.00)	-	(13,765.00)
660 Bost Road Water Main Extension	-	-	-
661 Liberty Hill Water Booster Pump	-	(180,641.48)	180,641.48
662 Millingport Rd Transmission	-	-	-
663 Richfield Sewer Improvement Proj	(158,523.50)	(142,142.00)	(16,381.50)
664 Utility Meter Replacements	(67,628.50)	(73,558.50)	5,930.00
671 Airport Operating	654,753.61	407,655.95	247,097.66
673 Airport Taxilane Rehab Project	(3,099.25)	-	(3,099.25)
680 Group Health Fund	6,251,258.28	5,373,032.33	878,225.95
682 Airport Obstruction Removal	-	-	-
683 Airfield Lighting Control System	-	-	-
684 Airport Emergency Training Ctr	31,190,848.61	30,195,053.90	995,794.71
685 Airport DOI Projects	(960.67)	(13,006.00)	12,045.33
710 Protective Payee	-	-	-
720 Fines & Forfeiture Agency	-	-	-
730 Deed of Trust Fee	(161.20)	4,067.20	(4,228.40)
740 Sheriff Court Executions	161.16	161.16	-
760 City and Towns Tax Fund	332,025.15	119,218.74	212,806.41
770 3% Vehicle Property Tax	-	-	-
	<u>\$ 125,925,562.97</u>	<u>\$ 119,298,071.05</u>	<u>6,627,491.92</u>



**Stanly County
Investment Report
For the Four Months Ended October 31, 2024**

BANK:	Balance per Bank at <u>10/31/24</u>	% of investment	Purchase Date	Maturity Date	% Yield	Time of Certificate of Deposit
Uwharrie Bank Central Depository	\$ 19,130,558.43	14.98%			4.87%	
Uwharrie Bank Workers Compensation	5,000.00	0.00%			N/A	
Uwharrie Bank Protective Payee	32,725.05	0.03%			4.87%	
Uwharrie Bank Money Market	6,191,011.09	4.85%			4.86%	
First Citizens Bank	3,310,696.47	2.59%			4.81%	
First Bank SCC Trade Facility	1,515,063.48	1.19%			N/A	
First Bank E-911 CAD System	1,018,441.32	0.80%			N/A	
NCCMT	69,388,971.44	54.33%			5.22%	
Pinnacle Bank CD	5,399,074.52	4.23%	7/25/2024	1/23/2025	4.96%	6 months
Uwharrie Bank CD	21,725,517.68	17.01%	3/26/2024	9/27/2024	4.93%	6 months
Totals	\$ 127,717,059.48					



Stanly County
Fund Balance Calculation
As of October 31, 2024

Available Fund Balance

Cash & Investments		\$68,943,577
Liabilities (w/out deferred revenue)		1,868,511
Deferred Revenue (from cash receipts)		13,703,010
Encumbrances		2,821,019
Due to Other Governments		112,157
		112,157
 Total Available	 \$	 50,438,879

General Fund Expenditures

Expenditures		\$ 99,511,144
		99,511,144
 Total Expenditures	 \$	 99,511,144

Total Available for Appropriation

Total Available		\$ 50,438,879
Total Expenditures		99,511,144

Available for Appropriation		50.69%
------------------------------------	--	---------------