

***STANLY COUNTY  
NORTH CAROLINA***

***MONTHLY  
FINANCIAL REPORT***

***For Ten Months Ended  
April 30, 2024***



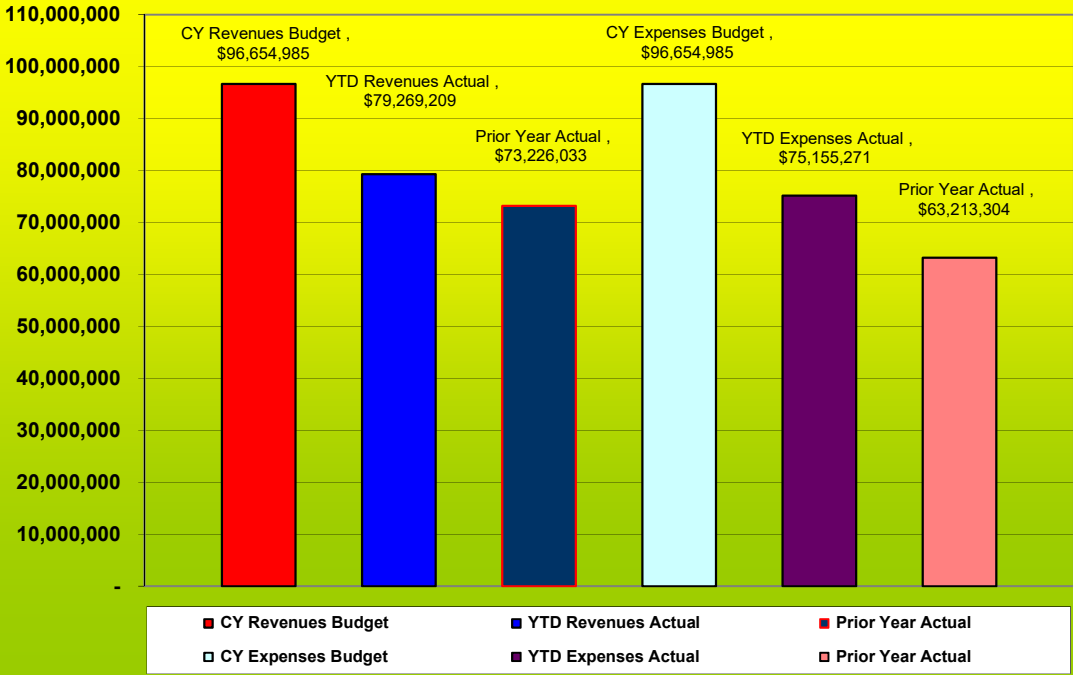
***Prepared and Issued by:  
Stanly County Finance Department***

**STANLY COUNTY, NORTH CAROLINA  
FISCAL YEAR 2023-2024**

---

	<b>Page</b>
<b>MONTHLY FINANCIAL REPORTS</b>	
General Fund:	
Revenue and Expense Graphic - Comparative FY 2023 with FY 2024	1
Revenue Graphic by Source - Comparative FY 2023 with FY 2024	2
Revenue Graphic by Source - Compared to Amended Budget 2024	3
Expense Graphic by Function - Comparative FY 2023 with FY 2024	4
Expense Graphic by Function - Compared to Amended Budget 2024	5
All Fund Financial Information:	
Financial information - All Operating Funds	6-9
Financial information - Project Funds	10-16
General Fund:	
Comparative Cash Position - Five years	17
Investment Report	18
General Fund:	
Fund Balance Calculation	19

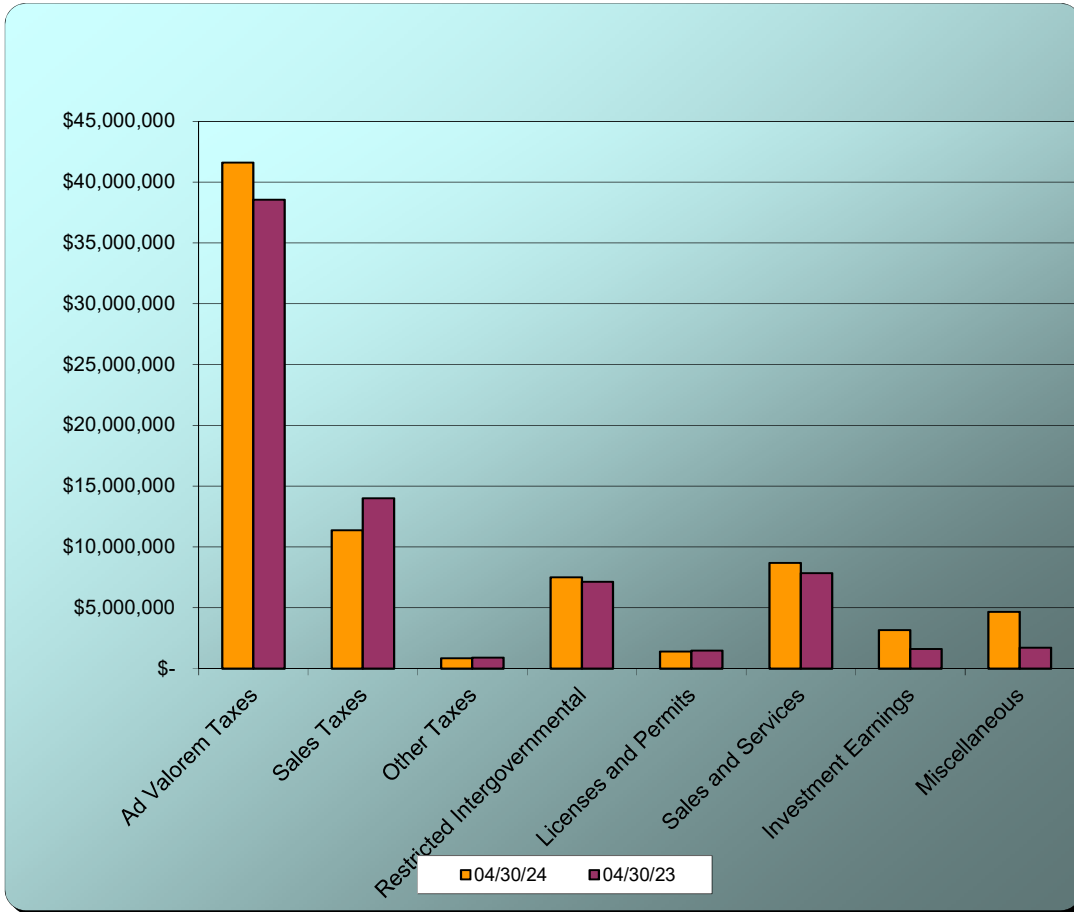
# General Fund Revenues and Expenses Actual vs Budget Fiscal Year 2024



**Stanly County**  
**General Fund Revenues by Source**  
**For the Ten Months Ended April 30, 2024**  
**with Comparative April 30, 2023**

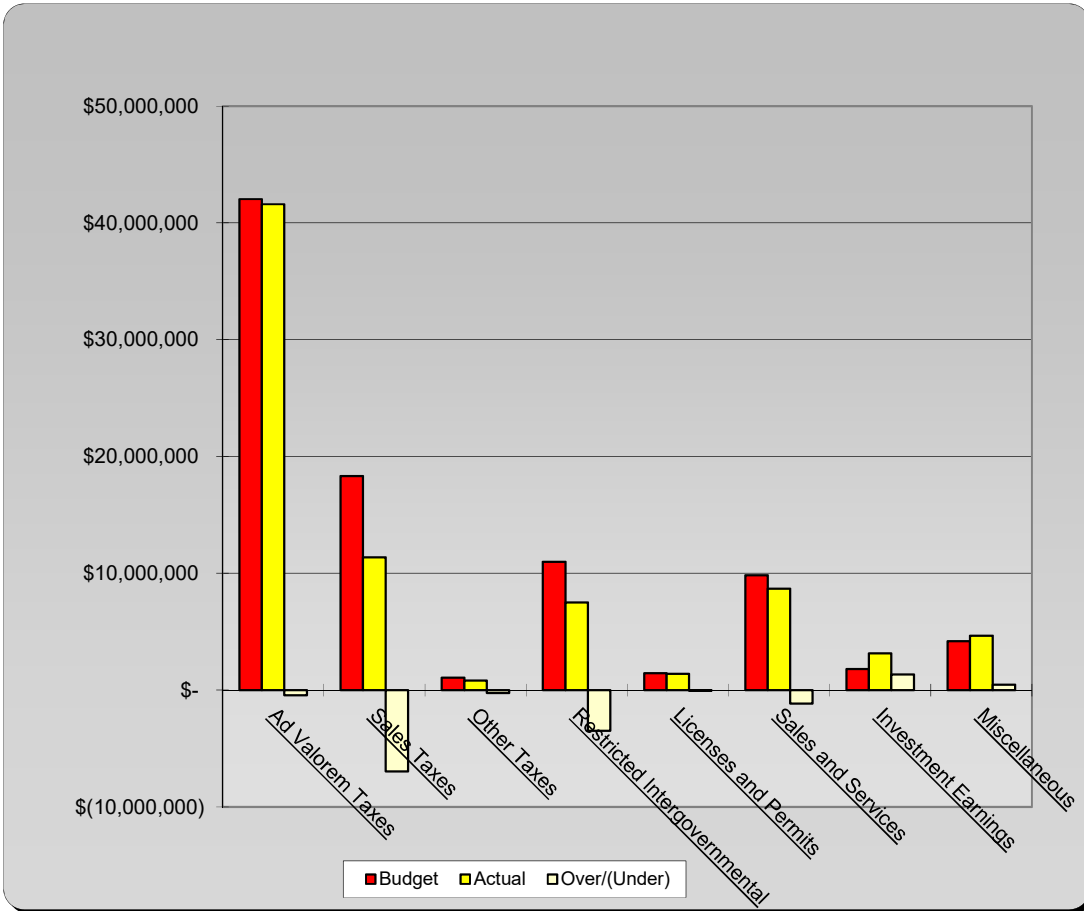
REVENUES:

	<u>04/30/24</u>	<u>04/30/23</u>	<u>Variance</u>	<u>Percent</u>
Ad Valorem Taxes	\$ 41,602,940.04	\$ 38,543,570.75	\$ 3,059,369.29	107.94%
Sales Taxes	11,385,384.61	13,995,851.15	(2,610,466.54)	81.35%
Other Taxes	842,835.40	901,973.51	(59,138.11)	93.44%
Restricted Intergovernmental	7,512,687.85	7,128,717.73	383,970.12	105.39%
Licenses and Permits	1,401,064.20	1,473,040.06	(71,975.86)	95.11%
Sales and Services	8,696,735.63	7,837,842.69	858,892.94	110.96%
Investment Earnings	3,156,649.39	1,612,068.61	1,544,580.78	195.81%
Miscellaneous	<u>4,670,911.64</u>	<u>1,732,968.63</u>	<u>2,937,943.01</u>	<u>269.53%</u>
Totals	<u>\$ 79,269,208.76</u>	<u>\$ 73,226,033.13</u>	<u>\$ 6,043,175.63</u>	<u>108.25%</u>



**Stanly County**  
**General Fund Budget by Source Compared to Actual Revenues**  
**For the Ten Months Ended April 30, 2024**

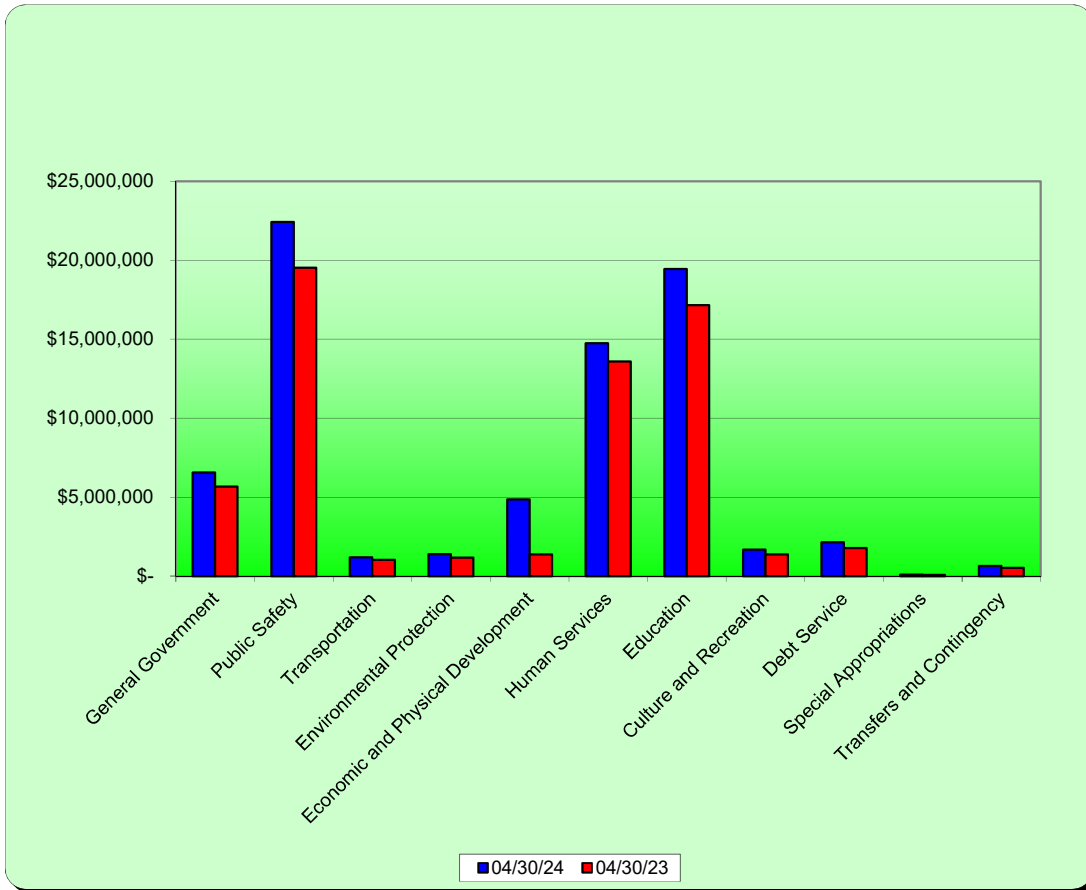
REVENUES:	Amended <u>Budget</u>	<u>Actual</u>	Actual <u>Over/(Under)</u>	Percent <u>Collected</u>
Ad Valorem Taxes	\$ 42,040,258.00	\$ 41,602,940.04	\$ (437,317.96)	98.96%
Sales Taxes	18,325,000.00	11,385,384.61	(6,939,615.39)	62.13%
Other Taxes	1,075,500.00	842,835.40	(232,664.60)	78.37%
Restricted Intergovernmental	10,988,575.00	7,512,687.85	(3,475,887.15)	68.37%
Licenses and Permits	1,458,816.00	1,401,064.20	(57,751.80)	96.04%
Sales and Services	9,843,533.00	8,696,735.63	(1,146,797.37)	88.35%
Investment Earnings	1,811,133.00	3,156,649.39	1,345,516.39	174.29%
Miscellaneous	4,186,968.00	4,670,911.64	483,943.64	111.56%
Fund Balance Appropriated	6,925,202.00	-	(6,925,202.00)	0.00%
<b>Totals</b>	<b>\$ 96,654,985.00</b>	<b>\$ 79,269,208.76</b>	<b>\$ (17,385,776.24)</b>	<b>82.01%</b>



**Stanly County**  
**General Fund Expenses**  
**For the Ten Months Ended April 30, 2024**  
**with Comparative April 30, 2023**

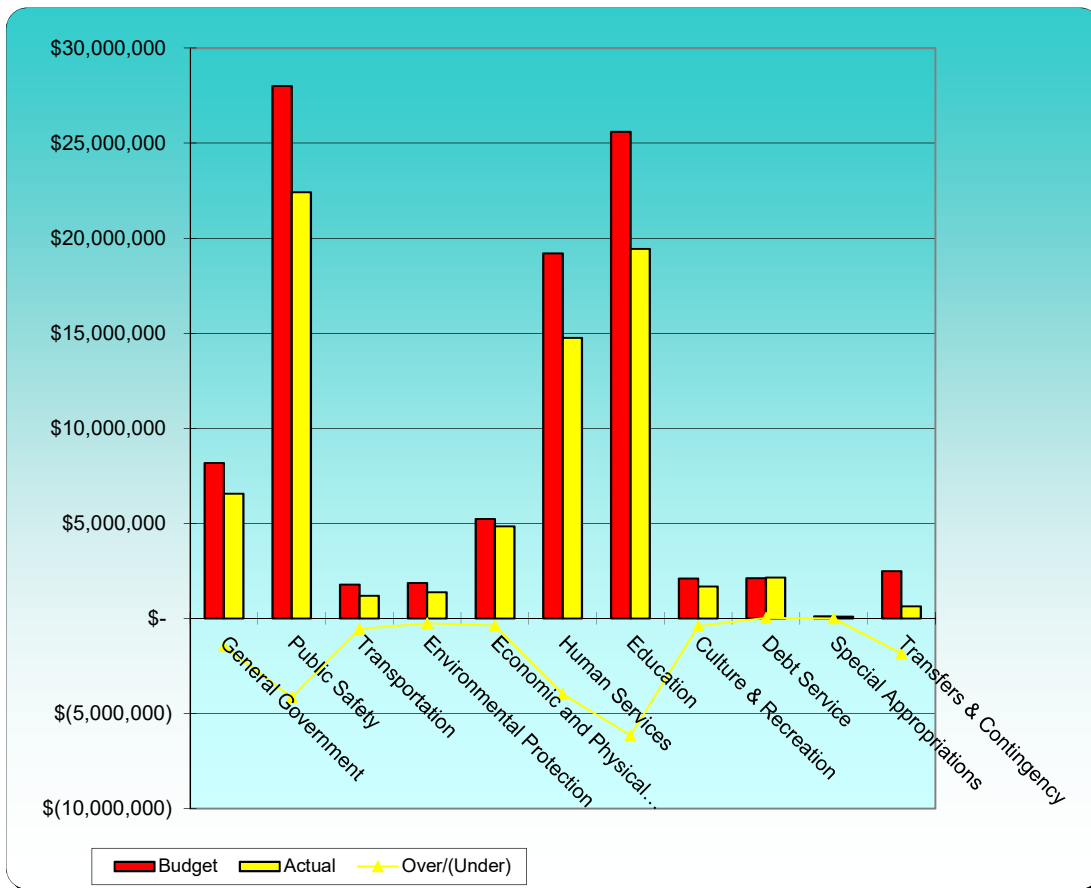
EXPENSES:

	<u>04/30/24</u>	<u>04/30/23</u>	<u>Variance</u>	<u>Percent</u>
General Government	\$ 6,560,809.15	\$ 5,657,102.59	\$ 903,706.56	115.97%
Public Safety	22,420,121.16	19,523,516.56	2,896,604.60	114.84%
Transportation	1,196,738.54	1,018,186.70	178,551.84	117.54%
Environmental Protection	1,381,743.75	1,158,522.34	223,221.41	119.27%
Economic and Physical Development	4,848,038.50	1,380,083.37	3,467,955.13	351.29%
Human Services	14,751,266.32	13,584,802.82	1,166,463.50	108.59%
Education	19,434,838.61	17,160,328.88	2,274,509.73	113.25%
Culture and Recreation	1,684,206.98	1,371,439.36	312,767.62	122.81%
Debt Service	2,141,468.15	1,768,273.60	373,194.55	121.11%
Special Appropriations	104,187.47	65,000.00	39,187.47	160.29%
Transfers and Contingency	<u>631,852.56</u>	<u>526,047.30</u>	<u>105,805.26</u>	<u>120.11%</u>
Totals	<u>\$ 75,155,271.19</u>	<u>\$ 63,213,303.52</u>	<u>\$ 11,941,967.67</u>	<u>118.89%</u>



**Stanly County**  
**General Fund Budget by Function Compared to Actual Expenses**  
**For the Ten Months Ended April 30, 2024**

EXPENSES:	Amended Budget	Actual	Over/(Under)	Percent Expended
General Government	\$ 8,177,845.00	\$ 6,560,809.15	\$ (1,474,773.91)	81.97%
Public Safety	27,997,709.00	22,420,121.16	(4,147,731.51)	85.19%
Transportation	1,777,413.00	1,196,738.54	(558,321.56)	68.59%
Environmental Protection	1,862,641.00	1,381,743.75	(260,721.94)	86.00%
Economic and Physical Development	5,226,757.00	4,848,038.50	(373,536.50)	92.85%
Human Services	19,199,478.00	14,751,266.32	(3,985,087.70)	79.24%
Education	25,595,357.00	19,434,838.61	(6,160,518.39)	75.93%
Culture & Recreation	2,100,042.00	1,684,206.98	(401,898.83)	80.86%
Debt Service	2,115,784.00	2,141,468.15	25,684.15	101.21%
Special Appropriations	109,423.00	104,187.47	(5,235.53)	95.22%
Transfers & Contingency	2,492,536.00	631,852.56	(1,860,683.44)	25.35%
<b>Totals</b>	<b>\$ 96,654,985.00</b>	<b>\$ 75,155,271.19</b>	<b>\$ (19,202,825.16)</b>	<b>80.13%</b>



**Stanly County**  
**Comparative Monthly Financial Report**  
**For the Ten Months Ended April 30, 2024**

		AMENDED	*Y-T-D	UNCOLLECTED	%	LAST
		BUDGET	TRANSACTIONS	REVENUE OR	COLLECTED	YEAR'S Y-T-D
				APPROPRIATIONS	OR EXPENDED	TRANSACTIONS
				REMAINING		
<b>GENERAL FUND 110</b>						
<b>REVENUES:</b>						
Depart 3100-	Ad Valorem Taxes	\$ 42,040,258.00	\$ 41,602,940.04	\$ 437,317.96	98.96%	\$ 38,543,570.75
Depart 3200-	Other Taxes	19,525,500.00	12,228,220.01	7,297,279.99	62.63%	14,897,824.66
Depart 3320-	State Shared Revenue	810,100.00	527,416.16	282,683.84	65.11%	450,046.95
Depart 3323-	Court	95,000.00	79,686.47	15,313.53	83.88%	71,429.18
Depart 3330-	Intergovt Chg for Services	240,000.00	266,948.93	(26,948.93)	111.23%	244,982.80
Depart 3340-	Building Permits	1,378,200.00	1,047,779.49	330,420.51	76.03%	1,106,121.03
Depart 3347-	Register of Deeds	320,916.00	259,300.37	61,615.63	80.80%	289,638.55
Depart 3348-	Information Technology	-	-	-	N/A	-
Depart 3414-	Tax And Revaluation	1,050.00	864.19	185.81	82.30%	967.44
Depart 3417-	Election Fees	2,150.00	3,480.62	(1,330.62)	161.89%	5,731.00
Depart 3429-	Animal Protective Services	17,533.00	23,419.26	(5,886.26)	133.57%	13,516.03
Depart 3431-	Sheriff	1,707,586.00	1,317,563.17	390,022.83	77.16%	707,909.19
Depart 3432-	Jail	501,300.00	246,130.46	255,169.54	49.10%	231,730.03
Depart 3433-	Emergency Services	279,313.00	79,147.04	200,165.96	28.34%	44,910.67
Depart 3434-	FIRE	22,500.00	13,825.00	8,675.00	N/A	17,531.25
Depart 3437-	EMS-Ambulance	3,900,577.00	3,381,783.12	518,793.88	86.70%	3,159,293.15
Depart 3438-	EMS/Non-Emergency	303,000.00	231,060.29	71,939.71	76.26%	429,503.64
Depart 3439-	Facilities Mgmt	500.00	1,842.39	(1,342.39)	N/A	832.40
Depart 3440-	911 Emerg. Communications	-	-	-	N/A	-
Depart 3450-	Transportation	1,148,162.00	804,747.42	343,414.58	70.09%	651,516.65
Depart 3471-	Solid Waste	1,333,689.00	1,255,681.26	78,007.74	94.15%	1,247,248.08
Depart 3490-	Central Permitting	32,850.00	26,678.40	6,171.60	81.21%	29,694.61
Depart 3491-	Planning and Zoning	37,500.00	36,954.84	545.16	98.55%	47,419.67
Depart 3492-	Rocky River RPO	140,244.00	35,998.70	104,245.30	25.67%	71,649.03
Depart 3494-	EDC	906,725.00	906,277.40	447.60	99.95%	41,242.46
Depart 3495-	Cooperative Extension	35,166.00	10,700.00	24,466.00	30.43%	35,776.61
Depart 3500-	Health Department	3,723,242.00	2,817,193.06	906,048.94	75.67%	3,476,006.49
Depart 3523-	Juvenile Justice	137,334.00	122,198.00	15,136.00	88.98%	121,057.00
Depart 3530-	Social Services	6,014,045.00	4,224,457.74	1,789,587.26	70.24%	3,454,278.71
Depart 3538-	Senior Services	168,695.00	407,729.92	(239,034.92)	241.70%	173,535.17
Depart 3586-	Aging Services	797,276.00	470,408.65	326,867.35	59.00%	557,257.70
Depart 3587-	Veteran Service	-	-	-	N/A	-
Depart 3611-	Stanly County Library	140,500.00	133,760.73	6,739.27	95.20%	201,577.68
Depart 3616-	Agri Civic Ctr/Livestock Arena	68,000.00	64,541.75	3,458.25	94.91%	70,572.50
Depart 3831-	Investments	1,811,133.00	3,156,649.39	(1,345,516.39)	174.29%	1,612,068.61
Depart 3834-	Rent Income	224,267.00	206,122.70	18,144.30	91.91%	188,555.74
Depart 3835-	Sale of Surplus Property	30,000.00	744,370.17	(714,370.17)	2481.23%	25,534.40
Depart 3838-	Loan Proceeds	1,125,910.00	1,125,910.00	-	100.00%	358,000.00
Depart 3839-	Miscellaneous	531,179.00	452,172.43	79,006.57	85.13%	206,604.20
Depart 3980-	Transfer From Other Funds	1,030,250.00	955,249.19	75,000.81	92.72%	440,899.10
Depart 3991-	Fund Balance	6,073,335.00	-	6,073,335.00	N/A	-
<b>TOTAL REVENUES</b>		<b>96,654,985.00</b>	<b>79,269,208.76</b>	<b>17,385,776.24</b>	<b>82.01%</b>	<b>73,226,033.13</b>
<b>GENERAL FUND 110</b>						
<b>EXPENSES:</b>						
Depart 4110-	Governing Body	255,351.00	189,778.04	65,572.96	74.32%	208,546.53
Depart 4120-	Administration	656,750.00	554,143.12	102,606.88	84.38%	508,604.32
Depart 4130-	Finance	800,002.00	707,735.44	90,264.56	88.72%	633,313.69
Depart 4141-	Tax Assessor	1,069,571.00	887,227.23	173,831.27	83.75%	815,360.10
Depart 4143-	Tax Revaluation	548,225.00	440,153.03	101,071.97	81.56%	425,731.33
Depart 4155-	Attorney	238,165.00	196,896.24	41,268.76	82.67%	180,157.85
Depart 4160-	Clerk	15,790.00	14,700.95	1,089.05	93.10%	12,299.28
Depart 4163-	Judge's Office	13,387.00	680.66	10,889.50	18.66%	3,581.20
Depart 4164-	District Attorney	-	-	-	N/A	-
Depart 4170-	Elections	639,680.00	530,317.94	102,433.79	83.99%	538,161.89
Depart 4180-	Register of Deeds	517,753.00	374,941.68	127,441.32	75.39%	362,272.67
Depart 4210-	Info Technology	1,458,566.00	1,230,241.82	223,245.18	84.69%	1,068,391.61
Depart 4260-	Facilities Management	1,964,605.00	1,433,993.00	435,058.67	77.86%	900,682.12
<b>Total General Government</b>		<b>8,177,845.00</b>	<b>6,560,809.15</b>	<b>1,474,773.91</b>	<b>81.97%</b>	<b>5,657,102.59</b>

\* Y-T-D Transactions column does not include encumbrances.



**Stanly County**  
**Comparative Monthly Financial Report**  
**For the Ten Months Ended April 30, 2024**

		AMENDED	*Y-T-D	UNCOLLECTED	%	LAST
		BUDGET	TRANSACTIONS	REVENUE OR	COLLECTED	YEAR'S Y-T-D
				APPROPRIATIONS	OR EXPENDED	TRANSACTIONS
				REMAINING		
Depart 4310-	Sheriff	13,571,445.00	11,705,863.65	1,540,702.86	88.65%	9,998,861.59
Depart 4321-	Juvenile Justice	240,334.00	218,552.76	21,781.24	90.94%	196,174.21
Depart 4330-	Emergency Services	10,389,177.00	7,539,448.21	1,807,892.24	82.60%	6,726,489.82
Depart 4350-	Inspections	1,049,908.00	767,352.49	272,306.60	74.06%	576,633.27
Depart 4360-	Medical Examiner	50,000.00	25,850.00	24,150.00	51.70%	26,650.00
Depart 4395-	911 Emergency	2,696,845.00	2,163,054.05	480,898.57	82.17%	1,998,707.67
	<b>Total Public Safety</b>	<b>27,997,709.00</b>	<b>22,420,121.16</b>	<b>4,147,731.51</b>	<b>85.19%</b>	<b>19,523,516.56</b>
Depart 4540-	<b>Total Transportation</b>	<b>1,777,413.00</b>	<b>1,196,738.54</b>	<b>558,321.56</b>	<b>68.59%</b>	<b>1,018,186.70</b>
Depart 4710-	Solid Waste	1,583,638.00	1,173,583.77	189,878.92	88.01%	935,128.83
Depart 4750-	Fire Forester	108,862.00	79,115.08	29,746.92	72.67%	98,886.27
Depart 4960-	Soil & Water Conservation	170,141.00	129,044.90	41,096.10	75.85%	124,507.24
	<b>Total Environmental Protection</b>	<b>1,862,641.00</b>	<b>1,381,743.75</b>	<b>260,721.94</b>	<b>86.00%</b>	<b>1,158,522.34</b>
Depart 4902-	Economic Development	3,804,734.00	3,777,168.29	23,365.71	99.39%	296,677.39
Depart 4905-	Occupancy Tax	260,800.00	186,257.59	74,542.41	71.42%	229,152.58
Depart 4910-	Planning and Zoning	335,378.00	276,703.27	58,674.73	82.50%	304,278.91
Depart 4911-	Central Permitting	380,199.00	314,444.95	65,754.05	82.71%	266,439.24
Depart 4912-	Rocky River RPO	140,244.00	101,712.87	38,531.13	72.53%	96,174.37
Depart 4950-	Cooperative Extension	305,402.00	191,751.53	112,668.47	63.11%	187,360.88
	<b>Total Economic Development</b>	<b>5,226,757.00</b>	<b>4,848,038.50</b>	<b>373,536.50</b>	<b>92.85%</b>	<b>1,380,083.37</b>
Depart 5100-	Health Department	6,109,043.00	4,608,751.91	1,238,327.37	79.73%	4,818,262.08
Depart 5210-	Piedmont Mental Health	194,865.00	160,699.90	34,165.10	82.47%	175,851.12
Depart 5300-	Dept of Social Services	10,665,620.00	8,203,787.14	2,387,747.68	77.61%	7,115,117.44
Depart 5380-	Aging Services	1,520,006.00	983,470.63	415,496.53	72.66%	985,348.09
Depart 5381-	Senior Center	615,355.00	725,269.57	(115,887.15)	118.83%	431,300.88
Depart 5820-	Veterans	94,589.00	69,287.17	25,238.17	73.32%	58,923.21
	<b>Total Human Services</b>	<b>19,199,478.00</b>	<b>14,751,266.32</b>	<b>3,985,087.70</b>	<b>79.24%</b>	<b>13,584,802.82</b>
Depart 5910-	Stanly BOE	21,348,756.00	16,313,444.83	5,035,311.17	76.41%	15,246,265.06
Depart 5920-	Stanly Community College	4,246,601.00	3,121,393.78	1,125,207.22	73.50%	1,914,063.82
	<b>Total Education</b>	<b>25,595,357.00</b>	<b>19,434,838.61</b>	<b>6,160,518.39</b>	<b>75.93%</b>	<b>17,160,328.88</b>
Depart 6110-	Stanly Library	1,659,180.00	1,370,703.24	277,872.26	83.25%	1,106,169.77
Depart 6160-	Agri Civic Ctr/Livestock Arena	440,862.00	313,503.74	124,026.57	71.87%	265,269.59
	<b>Total Culture and Recreation</b>	<b>2,100,042.00</b>	<b>1,684,206.98</b>	<b>401,898.83</b>	<b>80.86%</b>	<b>1,371,439.36</b>
Depart 9000-	<b>Total Special Appropriations</b>	<b>109,423.00</b>	<b>104,187.47</b>	<b>5,235.53</b>	<b>95.22%</b>	<b>65,000.00</b>
Depart 9100-	<b>Total Debt Service</b>	<b>2,115,784.00</b>	<b>2,141,468.15</b>	<b>(25,684.15)</b>	<b>101.21%</b>	<b>1,768,273.60</b>
Depart 9800-	Transfers	2,179,123.00	631,852.56	1,547,270.44	29.00%	476,111.90
Depart 9910-	Contingency	313,413.00	-	313,413.00	0.00%	49,935.40
	<b>Total Transfers and Contingency</b>	<b>2,492,536.00</b>	<b>631,852.56</b>	<b>1,860,683.44</b>	<b>25.35%</b>	<b>526,047.30</b>
	<b>TOTAL EXPENSES</b>	<b>96,654,985.00</b>	<b>75,155,271.19</b>	<b>19,202,825.16</b>	<b>80.13%</b>	<b>63,213,303.52</b>
	<b>OVER (UNDER) REVENUES</b>	<b>\$ -</b>	<b>\$ 4,113,937.57</b>	<b>\$ (1,817,048.92)</b>	<b>N/A</b>	<b>\$ 10,012,729.61</b>

**Stanly County**  
**Comparative Monthly Financial Report**  
**For the Ten Months Ended April 30, 2024**

		AMENDED BUDGET	*Y-T-D TRANSACTIONS	UNCOLLECTED REVENUE OR APPROPRIATIONS REMAINING	% COLLECTED OR EXPENDED	LAST YEAR'S Y-T-D TRANSACTIONS
<b>EMERGENCY TELEPHONE E-911 260</b>						
<b>REVENUES:</b>						
Depart 3439-	Surcharge	1,292,938.00	749,134.56	\$ 543,803.44	57.94%	281,121.06
Depart 3831-	Investment Earnings	-	1,986.62	(1,986.62)	N/A	2,859.57
Depart 3991-	Fund Balance	176,088.00	-	176,088.00	N/A	-
	<b>TOTAL REVENUES</b>	<b>1,469,026.00</b>	<b>751,121.18</b>	<b>717,904.82</b>	<b>51.13%</b>	<b>283,980.63</b>
<b>EXPENSES:</b>						
Depart 4395-	911 Emerg. Communications	779,674.00	467,804.79	\$ 311,869.21	60.00%	-
Depart 4396-	E-911 Operations	689,352.00	655,317.75	33,616.85	95.12%	267,626.31
	<b>TOTAL EXPENSES</b>	<b>1,469,026.00</b>	<b>1,123,122.54</b>	<b>345,486.06</b>	<b>76.48%</b>	<b>267,626.31</b>
	<b>OVER (UNDER) REVENUES</b>	<b>\$ -</b>	<b>\$ (372,001.36)</b>	<b>\$ 372,418.76</b>	<b>N/A</b>	<b>\$ 16,354.32</b>
<b>FIRE DISTRICTS 295</b>						
<b>REVENUES:</b>						
Depart 3100-	Ad Valorem Taxes	\$ 4,730,214.00	\$ 4,626,760.70	\$ 103,453.30	97.81%	\$ 4,103,406.66
	<b>TOTAL REVENUES</b>	<b>4,730,214.00</b>	<b>4,626,760.70</b>	<b>103,453.30</b>	<b>97.81%</b>	<b>4,103,406.66</b>
<b>EXPENSES:</b>						
Depart 4100-	Comm 1.5 % Admin	74,000.00	74,247.81	(247.81)	100.33%	64,953.05
Depart 4340-	Fire Service	4,656,214.00	4,505,234.27	150,979.73	96.76%	4,025,305.66
	<b>TOTAL EXPENSES</b>	<b>4,730,214.00</b>	<b>4,579,482.08</b>	<b>150,731.92</b>	<b>96.81%</b>	<b>4,090,258.71</b>
	<b>OVER (UNDER) REVENUES</b>	<b>\$ -</b>	<b>\$ 47,278.62</b>	<b>\$ (47,278.62)</b>	<b>N/A</b>	<b>\$ 13,147.95</b>
<b>GREATER BADIN OPERATING 611</b>						
<b>REVENUES:</b>						
Depart 3710-	Operating Revenues	\$ 857,575.00	\$ 476,857.78	\$ 380,717.22	55.61%	\$ 454,244.41
Depart 3991-	Fund Balance Appropriated	-	-	-	N/A	-
	<b>TOTAL REVENUES</b>	<b>857,575.00</b>	<b>476,857.78</b>	<b>380,717.22</b>	<b>55.61%</b>	<b>454,244.41</b>
<b>EXPENSES:</b>						
Depart 7110-	Administration	215,315.00	85,974.05	129,340.95	39.93%	85,974.05
Depart 7120-	Operations	642,260.00	411,643.51	181,491.39	71.74%	250,971.39
Depart 9800-	Transfer to Other Funds	-	-	-	N/A	-
	<b>TOTAL EXPENSES</b>	<b>857,575.00</b>	<b>497,617.56</b>	<b>310,832.34</b>	<b>63.75%</b>	<b>336,945.44</b>
	<b>OVER (UNDER) REVENUES</b>	<b>\$ -</b>	<b>\$ (20,759.78)</b>	<b>\$ 69,884.88</b>	<b>N/A</b>	<b>\$ 117,298.97</b>
<b>PINEY POINT OPERATING 621</b>						
<b>REVENUES:</b>						
Depart 3710-	Operating Revenues	\$ 242,475.00	\$ 173,323.53	\$ 69,151.47	71.48%	\$ 160,621.27
	<b>TOTAL REVENUES</b>	<b>242,475.00</b>	<b>173,323.53</b>	<b>69,151.47</b>	<b>71.48%</b>	<b>160,621.27</b>
<b>EXPENSES:</b>						
Depart 7110-	Administration	85,000.00	70,833.30	14,166.70	83.33%	66,666.70
Depart 7120-	Operations	157,475.00	123,943.85	33,531.15	78.71%	113,377.56
Depart 9800-	Transfer to Other Funds	-	-	-	N/A	-
	<b>TOTAL EXPENSES</b>	<b>242,475.00</b>	<b>194,777.15</b>	<b>47,697.85</b>	<b>80.33%</b>	<b>180,044.26</b>
	<b>OVER (UNDER) REVENUES</b>	<b>\$ -</b>	<b>\$ (21,453.62)</b>	<b>\$ 21,453.62</b>	<b>N/A</b>	<b>\$ (19,422.99)</b>

**Stanly County**  
**Comparative Monthly Financial Report**  
**For the Ten Months Ended April 30, 2024**

		AMENDED BUDGET	*Y-T-D TRANSACTIONS	UNCOLLECTED REVENUE OR APPROPRIATIONS REMAINING	% COLLECTED OR EXPENDED	LAST YEAR'S Y-T-D TRANSACTIONS
<b>WEST STANLY WWTP 631</b>						
<b>REVENUES:</b>						
Depart 3712-	Operating Revenues	\$ 1,325,338.00	\$ 1,077,154.35	\$ 248,183.65	81.27%	\$ 927,809.62
Depart 3980-	From System Development Fund	188,526.00	-	188,526.00		-
Depart 3991-	Retained Earnings Approp.	156,000.00	-	156,000.00	N/A	-
	<b>TOTAL REVENUES</b>	<b>1,669,864.00</b>	<b>1,077,154.35</b>	<b>592,709.65</b>	<b>64.51%</b>	<b>927,809.62</b>
<b>EXPENSES:</b>						
Depart 7110-	Administration	286,313.00	222,916.70	63,396.30	77.86%	272,916.70
Depart 7120-	Operations	1,383,551.00	877,130.92	277,285.65	79.96%	441,144.11
Depart 9800-	Transfers	-	-	-	N/A	-
	<b>TOTAL EXPENSES</b>	<b>1,669,864.00</b>	<b>1,100,047.62</b>	<b>340,681.95</b>	<b>79.60%</b>	<b>714,060.81</b>
	<b>OVER (UNDER) REVENUES</b>	<b>\$ -</b>	<b>\$ (22,893.27)</b>	<b>\$ 252,027.70</b>	<b>N/A</b>	<b>\$ 213,748.81</b>
<b>STANLY COUNTY UTILITY 641</b>						
<b>REVENUES:</b>						
Depart 3710-	Operating Revenues	5,103,260.00	4,090,228.59	1,013,031.41	80.15%	3,781,910.10
Depart 3839-	Miscellaneous Income	-	-	-		878.51
Depart 3991-	Retained Earnings Approp.	-	-	-	N/A	-
	<b>TOTAL REVENUES</b>	<b>5,103,260.00</b>	<b>4,090,228.59</b>	<b>1,013,031.41</b>	<b>80.15%</b>	<b>3,782,788.61</b>
<b>EXPENSES:</b>						
Depart 7110-	Administration	361,089.00	285,919.68	75,010.17	79.23%	258,034.42
Depart 7120-	Operations	4,667,171.00	3,996,469.91	621,911.64	86.67%	3,606,681.53
Depart 9800-	Transfers	75,000.00	-	75,000.00	0.00%	-
	<b>TOTAL EXPENSES</b>	<b>5,103,260.00</b>	<b>4,282,389.59</b>	<b>771,921.81</b>	<b>84.87%</b>	<b>3,864,715.95</b>
	<b>OVER (UNDER) REVENUES</b>	<b>\$ -</b>	<b>\$ (192,161.00)</b>	<b>\$ 241,109.60</b>	<b>N/A</b>	<b>\$ (81,927.34)</b>
<b>AIRPORT OPERATING FUND 671</b>						
<b>REVENUES:</b>						
Depart 3453-	Airport Operating	\$ 1,010,257.00	\$ 774,893.98	\$ 235,363.02	76.70%	\$ 780,660.14
Depart 3980-	Transfer from General Fund	478,370.00	358,777.50	119,592.50	75.00%	299,598.75
Depart 3991-	Retained Earnings Approp.	-	-	-	N/A	-
	<b>TOTAL REVENUES</b>	<b>1,488,627.00</b>	<b>1,133,671.48</b>	<b>354,955.52</b>	<b>76.16%</b>	<b>1,080,258.89</b>
<b>EXPENSES:</b>						
Depart 4530-	Airport Operating	1,488,627.00	970,943.11	505,258.48	66.06%	920,484.93
	<b>TOTAL EXPENSES</b>	<b>1,488,627.00</b>	<b>970,943.11</b>	<b>505,258.48</b>	<b>66.06%</b>	<b>920,484.93</b>
	<b>OVER (UNDER) REVENUES</b>	<b>\$ -</b>	<b>\$ 162,728.37</b>	<b>\$ (150,302.96)</b>	<b>N/A</b>	<b>\$ 159,773.96</b>
<b>GROUP HEALTH &amp; WORKERS' COMPENSATION 680</b>						
<b>REVENUES:</b>						
Depart 3428-	Group Health Fees	\$ 7,515,034.00	\$ 5,764,979.54	\$ 1,750,054.46	76.71%	\$ 5,486,911.92
Depart 3430-	Workers Compensation	438,344.00	487,496.63	(49,152.63)	111.21%	550,960.25
	<b>TOTAL REVENUES</b>	<b>7,953,378.00</b>	<b>6,252,476.17</b>	<b>1,700,901.83</b>	<b>78.61%</b>	<b>6,037,872.17</b>
<b>EXPENSES:</b>						
Depart 4200-	Group Health Costs	7,515,034.00	5,364,792.65	2,150,241.35	71.39%	5,053,982.14
Depart 4220-	Workers Compensation	438,344.00	417,428.71	20,915.29	95.23%	445,879.24
	<b>TOTAL EXPENSES</b>	<b>7,953,378.00</b>	<b>5,782,221.36</b>	<b>2,171,156.64</b>	<b>72.70%</b>	<b>5,499,861.38</b>
	<b>OVER (UNDER) REVENUES</b>	<b>\$ -</b>	<b>\$ 470,254.81</b>	<b>\$ (470,254.81)</b>	<b>N/A</b>	<b>\$ 538,010.79</b>

**Stanly County**  
**Comparative Monthly Financial Report**  
**Project Funds**  
**For the Ten Months Ended April 30, 2024**

		PROJECT AUTHORIZATION	PROJECT TO DATE	PROJECT AMOUNT REMAINING
<b>SCC Trade Facility 210</b>				
<b>REVENUES:</b>				
Depart 3838-	Loan Proceeds	\$ 11,400,000.00	\$ 11,400,000.00	\$ -
Depart 3980-	Transfer from Other Funds	439,822.00	440,899.10	(1,077.10)
	<b>TOTAL REVENUES</b>	<u>11,839,822.00</u>	<u>11,840,899.10</u>	<u>(1,077.10)</u>
<b>EXPENSES:</b>				
Depart 5920-	Stanly Community College	11,839,822.00	10,110,928.18	1,728,893.82
	<b>TOTAL EXPENSES</b>	<u>11,839,822.00</u>	<u>10,110,928.18</u>	<u>1,728,893.82</u>
	<b>OVER (UNDER) REVENUES</b>	<u>\$ -</u>	<u>\$ 1,729,970.92</u>	<u>\$ (1,729,970.92)</u>
<b>State Capital and Infrastructure 211</b>				
<b>REVENUES:</b>				
Depart 3616-	SCIF Grant	\$ 500,000.00	\$ 500,000.00	\$ -
Depart 3981-	Interest	20,000.00	24,508.09	(4,508.09)
	<b>TOTAL REVENUES</b>	<u>520,000.00</u>	<u>524,508.09</u>	<u>(4,508.09)</u>
<b>EXPENSES:</b>				
Depart 9800-	Transfer to Livestock Arena 215	520,000.00	524,508.09	(4,508.09)
	<b>TOTAL EXPENSES</b>	<u>520,000.00</u>	<u>524,508.09</u>	<u>(4,508.09)</u>
	<b>OVER (UNDER) REVENUES</b>	<u>\$ -</u>	<u>\$ -</u>	<u>\$ (0.00)</u>
<b>Livestock Arena Construction Project 215</b>				
<b>REVENUES:</b>				
Depart 3616-	Civic Center	\$ 1,465,619.00	\$ 1,040,618.36	\$ 425,000.64
Depart 3980-	Transfer from Other Funds	4,650,908.00	1,236,275.23	3,414,632.77
	<b>TOTAL REVENUES</b>	<u>6,116,527.00</u>	<u>2,276,893.59</u>	<u>3,839,633.41</u>
<b>EXPENSES:</b>				
Depart 6160-	Agri-Civic Center	6,116,527.00	5,050,610.56	1,065,916.44
	<b>TOTAL EXPENSES</b>	<u>6,116,527.00</u>	<u>5,050,610.56</u>	<u>1,065,916.44</u>
	<b>OVER (UNDER) REVENUES</b>	<u>\$ -</u>	<u>\$ (2,773,716.97)</u>	<u>\$ 2,773,716.97</u>
<b>Riverstock Industrial Park Project 217</b>				
<b>REVENUES:</b>				
Depart 3494-	Economic Development	\$ 500,000.00	\$ 373,315.91	\$ 126,684.09
Depart 3980-	Transfer from Other Funds	163,267.00	91,295.32	71,971.68
	<b>TOTAL REVENUES</b>	<u>663,267.00</u>	<u>464,611.23</u>	<u>198,655.77</u>
<b>EXPENSES:</b>				
Depart 4902-	Economic Development	663,267.00	493,123.48	170,143.52
	<b>TOTAL EXPENSES</b>	<u>663,267.00</u>	<u>493,123.48</u>	<u>170,143.52</u>
	<b>OVER (UNDER) REVENUES</b>	<u>\$ -</u>	<u>\$ (28,512.25)</u>	<u>\$ 28,512.25</u>

**Stanly County**  
**Comparative Monthly Financial Report**  
**Project Funds**  
**For the Ten Months Ended April 30, 2024**

		PROJECT AUTHORIZATION	PROJECT TO DATE	PROJECT AMOUNT REMAINING
<b>Public Safety Complex 222</b>				
<b>REVENUES:</b>				
Depart 3980-	Transfer From Others Fund	\$ 500,000.00	\$ 48,927.60	\$ 451,072.40
	TOTAL REVENUES	<u>500,000.00</u>	<u>48,927.60</u>	<u>451,072.40</u>
<b>EXPENSES:</b>				
Depart 4310-	Sheriff	500,000.00	48,927.60	\$ 451,072.40
	TOTAL EXPENSES	<u>500,000.00</u>	<u>48,927.60</u>	<u>451,072.40</u>
	OVER (UNDER) REVENUES	<u>\$ -</u>	<u>\$ -</u>	<u>\$ -</u>
<b>E-911 CAD System Replacement 223</b>				
<b>REVENUES:</b>				
Depart 3980-	CAD System Replacement	\$ 2,955,250.00	\$ 2,955,670.24	\$ (420.24)
	TOTAL REVENUES	<u>2,955,250.00</u>	<u>2,955,670.24</u>	<u>(420.24)</u>
<b>EXPENSES:</b>				
Depart 4935-	911 Emergency Communications	2,955,250.00	2,003,053.13	\$ 952,196.87
	TOTAL EXPENSES	<u>2,955,250.00</u>	<u>2,003,053.13</u>	<u>952,196.87</u>
	OVER (UNDER) REVENUES	<u>\$ -</u>	<u>\$ 952,617.11</u>	<u>\$ (952,617.11)</u>
<b>Airport Transportation Reserve 224</b>				
<b>REVENUES:</b>				
Depart 3453-	Intergovt Charge for Svs	\$ 6,600,000.00	\$ 3,337,626.72	\$ 3,262,373.28
	TOTAL REVENUES	<u>6,600,000.00</u>	<u>3,337,626.72</u>	<u>3,262,373.28</u>
<b>EXPENSES:</b>				
Depart 4530-	Airport Operating	6,600,000.00	-	6,600,000.00
	TOTAL EXPENSES	<u>6,600,000.00</u>	<u>-</u>	<u>6,600,000.00</u>
	OVER (UNDER) REVENUES	<u>\$ -</u>	<u>\$ 3,337,626.72</u>	<u>\$ (3,337,626.72)</u>
<b>911/EOC/EM Office Facility 225</b>				
<b>REVENUES:</b>				
Depart 3433-	911/EOC/EM Office Facility 225	\$ 1,000,000.00	\$ 1,003,391.34	\$ (3,391.34)
Depart 3980-	Transfer From Other Funds	800,000.00		800,000.00
	TOTAL REVENUES	<u>1,800,000.00</u>	<u>1,003,391.34</u>	<u>796,608.66</u>
<b>EXPENSES:</b>				
Depart 4330-	Emergency Services	1,800,000.00	97,063.46	1,702,936.54
	TOTAL EXPENSES	<u>1,800,000.00</u>	<u>97,063.46</u>	<u>1,702,936.54</u>
	OVER (UNDER) REVENUES	<u>\$ -</u>	<u>\$ 906,327.88</u>	<u>\$ (906,327.88)</u>
<b>America Rescue Plan Act of 2021 239</b>				
<b>REVENUES:</b>				
Depart 3330-	Intergovt Charge for Svs	\$ 12,199,330.00	\$ 108,154.15	\$ 12,091,175.85
Depart 3981-	Interest	675,295.00	761,252.90	(85,957.90)
	TOTAL REVENUES	<u>12,874,625.00</u>	<u>869,407.05</u>	<u>12,005,217.95</u>
<b>EXPENSES:</b>				
Depart 4931-	America Rescue Plan Act	12,874,625.00	475,867.88	12,398,757.12
	TOTAL EXPENSES	<u>12,874,625.00</u>	<u>475,867.88</u>	<u>12,398,757.12</u>
	OVER (UNDER) REVENUES	<u>\$ -</u>	<u>\$ 393,539.17</u>	<u>\$ (393,539.17)</u>

**Stanly County**  
**Comparative Monthly Financial Report**  
**Project Funds**  
**For the Ten Months Ended April 30, 2024**

		PROJECT AUTHORIZATION	PROJECT TO DATE	PROJECT AMOUNT REMAINING
<b>Single Family Rehab 2020 240</b>				
<b>REVENUES:</b>				
Depart 3493-	Indirect Grant	\$ 190,000.00	\$ -	\$ 190,000.00
	TOTAL REVENUES	<u>190,000.00</u>	<u>-</u>	<u>190,000.00</u>
<b>EXPENSES:</b>				
Depart 4930-	Community Grant	190,000.00	16,699.75	\$ 173,300.25
	TOTAL EXPENSES	<u>190,000.00</u>	<u>16,699.75</u>	<u>173,300.25</u>
	OVER (UNDER) REVENUES	<u>\$ -</u>	<u>\$ (16,699.75)</u>	<u>\$ 16,699.75</u>
<b>CDBG 2020 Revitalization Program 246</b>				
<b>REVENUES:</b>				
Depart 3493-	Indirect Grant	\$ 750,000.00	\$ 41,172.93	\$ 708,827.07
	TOTAL REVENUES	<u>750,000.00</u>	<u>41,172.93</u>	<u>708,827.07</u>
<b>EXPENSES:</b>				
Depart 4930-	Community Grant	750,000.00	72,794.63	677,205.37
	TOTAL EXPENSES	<u>750,000.00</u>	<u>72,794.63</u>	<u>677,205.37</u>
	OVER (UNDER) REVENUES	<u>\$ -</u>	<u>\$ (31,621.70)</u>	<u>\$ 31,621.70</u>
<b>Opioid Settlement Funds 252</b>				
<b>REVENUES:</b>				
Depart 3330-	Opioid Settlement Funds	\$ 605,304.00	\$ 1,320,503.55	\$ (715,199.55)
	TOTAL REVENUES	<u>605,304.00</u>	<u>1,320,503.55</u>	<u>(715,199.55)</u>
<b>EXPENSES:</b>				
Depart 4932-	Opioid Expense	605,304.00	421,615.23	\$ 183,688.77
	TOTAL EXPENSES	<u>605,304.00</u>	<u>421,615.23</u>	<u>183,688.77</u>
	OVER (UNDER) REVENUES	<u>\$ -</u>	<u>\$ 898,888.32</u>	<u>\$ (898,888.32)</u>
<b>Badin Sewer Collection Study 615</b>				
<b>REVENUES:</b>				
Depart 3720-	Water & Sewer	\$ 187,500.00	\$ -	\$ 187,500.00
	TOTAL REVENUES	<u>187,500.00</u>	<u>-</u>	<u>187,500.00</u>
<b>EXPENSES:</b>				
Depart 7120-	Water Systems	187,500.00	48,549.07	\$ 138,950.93
	TOTAL EXPENSES	<u>187,500.00</u>	<u>48,549.07</u>	<u>138,950.93</u>
	OVER (UNDER) REVENUES	<u>\$ -</u>	<u>\$ (48,549.07)</u>	<u>\$ 48,549.07</u>
<b>Norwood Water System Study 622</b>				
<b>REVENUES:</b>				
Depart 3720-	Water & Sewer	\$ 75,000.00	\$ -	\$ 75,000.00
	TOTAL REVENUES	<u>75,000.00</u>	<u>-</u>	<u>75,000.00</u>
<b>EXPENSES:</b>				
Depart 7120-	Water Systems	75,000.00	-	\$ 75,000.00
	TOTAL EXPENSES	<u>75,000.00</u>	<u>-</u>	<u>75,000.00</u>
	OVER (UNDER) REVENUES	<u>\$ -</u>	<u>\$ -</u>	<u>\$ -</u>

**Stanly County**  
**Comparative Monthly Financial Report**  
**Project Funds**  
**For the Ten Months Ended April 30, 2024**

		PROJECT AUTHORIZATION	PROJECT TO DATE	PROJECT AMOUNT REMAINING
<b>Norwood Sewer System Study 623</b>				
<b>REVENUES:</b>				
Depart 3720-	Water & Sewer	\$ 75,000.00	\$ -	\$ 75,000.00
	TOTAL REVENUES	<u>75,000.00</u>	<u>-</u>	<u>75,000.00</u>
<b>EXPENSES:</b>				
Depart 7120-	Water Systems	75,000.00	-	\$ 75,000.00
	TOTAL EXPENSES	<u>75,000.00</u>	<u>-</u>	<u>75,000.00</u>
	OVER (UNDER) REVENUES	<u>\$ -</u>	<u>\$ -</u>	<u>\$ -</u>
<b>West Stanly WWTP Rehab Project 632</b>				
<b>REVENUES:</b>				
Depart 3710-	Water & Sewer	\$ 7,332,819.00	\$ 7,005,744.43	\$ 327,074.57
	TOTAL REVENUES	<u>7,332,819.00</u>	<u>7,005,744.43</u>	<u>327,074.57</u>
<b>EXPENSES:</b>				
Depart 7120-	Water Systems	7,332,819.00	7,267,374.00	\$ 65,445.00
	TOTAL EXPENSES	<u>7,332,819.00</u>	<u>7,267,374.00</u>	<u>65,445.00</u>
	OVER (UNDER) REVENUES	<u>\$ -</u>	<u>\$ (261,629.57)</u>	<u>\$ 261,629.57</u>
<b>West Stanly WWTP 2.5 MGD Project 633</b>				
<b>REVENUES:</b>				
Depart 3980-	Transfer from Other Funds	\$ 2,677,450.00	\$ 225,094.50	\$ 2,452,355.50
	TOTAL REVENUES	<u>2,677,450.00</u>	<u>225,094.50</u>	<u>2,452,355.50</u>
<b>EXPENSES:</b>				
Depart 7120-	Water Systems	2,677,450.00	1,508,734.25	\$ 1,168,715.75
	TOTAL EXPENSES	<u>2,677,450.00</u>	<u>1,508,734.25</u>	<u>1,168,715.75</u>
	OVER (UNDER) REVENUES	<u>\$ -</u>	<u>\$ (1,283,639.75)</u>	<u>\$ 1,283,639.75</u>
<b>Locust Sewer Collection Study 634</b>				
<b>REVENUES:</b>				
Depart 3710-	Water & Sewer	\$ 100,000.00	\$ -	\$ 100,000.00
	TOTAL REVENUES	<u>100,000.00</u>	<u>-</u>	<u>100,000.00</u>
<b>EXPENSES:</b>				
Depart 7120-	Water Systems	100,000.00	-	\$ 100,000.00
	TOTAL EXPENSES	<u>100,000.00</u>	<u>-</u>	<u>100,000.00</u>
	OVER (UNDER) REVENUES	<u>\$ -</u>	<u>\$ -</u>	<u>\$ -</u>
<b>System Development Fee 640</b>				
<b>REVENUES:</b>				
Depart 3710-	Water & Sewer	\$ 288,526.00	\$ 628,300.00	\$ (339,774.00)
	TOTAL REVENUES	<u>288,526.00</u>	<u>628,300.00</u>	<u>(339,774.00)</u>
<b>EXPENSES:</b>				
Depart 9800-	Transfer to Capital Projects	288,526.00	\$ -	\$ 288,526.00
	TOTAL EXPENSES	<u>288,526.00</u>	<u>-</u>	<u>288,526.00</u>
	OVER (UNDER) REVENUES	<u>\$ -</u>	<u>\$ 628,300.00</u>	<u>\$ (628,300.00)</u>

**Stanly County**  
**Comparative Monthly Financial Report**  
**Project Funds**  
**For the Ten Months Ended April 30, 2024**

		PROJECT AUTHORIZATION	PROJECT TO DATE	PROJECT AMOUNT REMAINING
<b>NC DOT Hwy 24/27/73 East Waterline 643</b>				
<b>REVENUES:</b>				
Depart 3710-	Water & Sewer	\$ 246,000.00	\$ 253,827.20	\$ (7,827.20)
Depart 3980-	Transfer	-	-	-
	<b>TOTAL REVENUES</b>	<u>246,000.00</u>	<u>253,827.20</u>	<u>(7,827.20)</u>
<b>EXPENSES:</b>				
Depart 7120-	Water Systems	246,000.00	\$ 261,975.92	\$ (15,975.92)
	<b>TOTAL EXPENSES</b>	<u>246,000.00</u>	<u>261,975.92</u>	<u>(15,975.92)</u>
	<b>OVER (UNDER) REVENUES</b>	<u>\$ -</u>	<u>\$ (8,148.72)</u>	<u>\$ 8,148.72</u>
<b>Stony Gap Road Water Main 652</b>				
<b>REVENUES:</b>				
Depart 3980-	Transfers From Other Funds	\$ 3,698,266.00	\$ 99,916.69	\$ 3,598,349.31
	<b>TOTAL REVENUES</b>	<u>3,698,266.00</u>	<u>99,916.69</u>	<u>3,598,349.31</u>
<b>EXPENSES:</b>				
Depart 7120-	Water Systems	3,698,266.00	217,862.39	\$ 3,480,403.61
	<b>TOTAL EXPENSES</b>	<u>3,698,266.00</u>	<u>217,862.39</u>	<u>3,480,403.61</u>
	<b>OVER (UNDER) REVENUES</b>	<u>\$ -</u>	<u>\$ (117,945.70)</u>	<u>\$ 117,945.70</u>
<b>Meadow Creek Church Road Water 653</b>				
<b>REVENUES:</b>				
Depart 3980-	Transfers From Other Funds	\$ 2,080,581.00	\$ 50,533.54	\$ 2,030,047.46
	<b>TOTAL REVENUES</b>	<u>2,080,581.00</u>	<u>50,533.54</u>	<u>2,030,047.46</u>
<b>EXPENSES:</b>				
Depart 7120-	Water Systems	2,080,581.00	183,191.08	\$ 1,897,389.92
	<b>TOTAL EXPENSES</b>	<u>2,080,581.00</u>	<u>183,191.08</u>	<u>1,897,389.92</u>
	<b>OVER (UNDER) REVENUES</b>	<u>\$ -</u>	<u>\$ (132,657.54)</u>	<u>\$ 132,657.54</u>
<b>Palestine Water Pump Station Rep 654</b>				
<b>REVENUES:</b>				
Depart 3720-	Utility Project Revenues	\$ 1,547,304.00	\$ 819,228.86	\$ 728,075.14
Depart 3980-	Transfers From Other Funds	38,048.00	38,047.39	0.61
	<b>TOTAL REVENUES</b>	<u>1,585,352.00</u>	<u>857,276.25</u>	<u>728,075.75</u>
<b>EXPENSES:</b>				
Depart 7120-	Water Systems	1,585,352.00	1,233,955.21	\$ 351,396.79
	<b>TOTAL EXPENSES</b>	<u>1,585,352.00</u>	<u>1,233,955.21</u>	<u>351,396.79</u>
	<b>OVER (UNDER) REVENUES</b>	<u>\$ -</u>	<u>\$ (376,678.96)</u>	<u>\$ 376,678.96</u>
<b>Countywide Sewer Master Plan 656</b>				
<b>REVENUES:</b>				
Depart 3720-	Utility Project Revenues	\$ 150,000.00	\$ -	\$ 150,000.00
	<b>TOTAL REVENUES</b>	<u>150,000.00</u>	<u>-</u>	<u>150,000.00</u>
<b>EXPENSES:</b>				
Depart 7120-	Water Systems	150,000.00	19,131.50	\$ 130,868.50
	<b>TOTAL EXPENSES</b>	<u>150,000.00</u>	<u>19,131.50</u>	<u>130,868.50</u>
	<b>OVER (UNDER) REVENUES</b>	<u>\$ -</u>	<u>\$ (19,131.50)</u>	<u>\$ 19,131.50</u>



**Stanly County**  
**Comparative Monthly Financial Report**  
**Project Funds**  
**For the Ten Months Ended April 30, 2024**

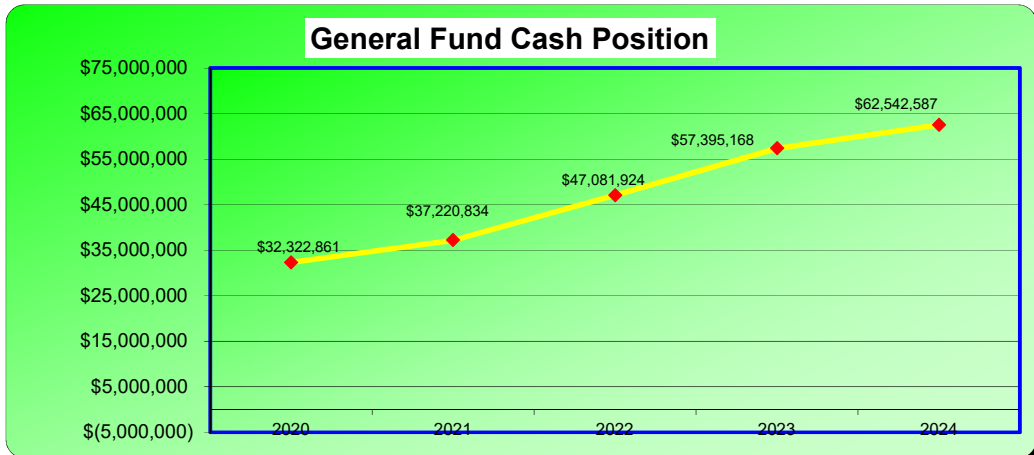
		PROJECT AUTHORIZATION	PROJECT TO DATE	PROJECT AMOUNT REMAINING
<b>Bost Road Water Extension 660</b>				
<b>REVENUES:</b>				
Depart 3980-	Transfers From Other Funds	\$ 365,500.00	\$ 340,801.59	\$ 24,698.41
	TOTAL REVENUES	<u>365,500.00</u>	<u>340,801.59</u>	<u>24,698.41</u>
<b>EXPENSES:</b>				
Depart 7120-	Water Systems	365,500.00	340,801.59	\$ 24,698.41
	TOTAL EXPENSES	<u>365,500.00</u>	<u>340,801.59</u>	<u>24,698.41</u>
	OVER (UNDER) REVENUES	<u>\$ -</u>	<u>\$ -</u>	<u>\$ -</u>
<b>Liberty Hill Water Booster Pump 661</b>				
<b>REVENUES:</b>				
Depart 3710-	Operating Revenues	\$ 1,412,051.00	\$ 1,412,051.00	\$ -
Depart 3980-	Transfers From Other Funds	312,700.00	38,552.35	274,147.65
	TOTAL REVENUES	<u>1,724,751.00</u>	<u>1,450,603.35</u>	<u>274,147.65</u>
<b>EXPENSES:</b>				
Depart 7120-	Water Systems	1,724,751.00	1,535,730.14	\$ 189,020.86
	TOTAL EXPENSES	<u>1,724,751.00</u>	<u>1,535,730.14</u>	<u>189,020.86</u>
	OVER (UNDER) REVENUES	<u>\$ -</u>	<u>\$ (85,126.79)</u>	<u>\$ 85,126.79</u>
<b>Richfield Sewer Improvement Project 663</b>				
<b>REVENUES:</b>				
Depart 3710-	NC DEQ Grant	\$ 1,215,200.00	\$ -	\$ 1,215,200.00
	TOTAL REVENUES	<u>1,215,200.00</u>	<u>-</u>	<u>1,215,200.00</u>
<b>EXPENSES:</b>				
Depart 7120-	Water Systems	1,215,200.00	146,892.00	\$ 1,068,308.00
	TOTAL EXPENSES	<u>1,215,200.00</u>	<u>146,892.00</u>	<u>1,068,308.00</u>
	OVER (UNDER) REVENUES	<u>\$ -</u>	<u>\$ (146,892.00)</u>	<u>\$ 146,892.00</u>
<b>Utility Meter Replacements 664</b>				
<b>REVENUES:</b>				
Depart 3980-	Transfer From Other Funds	\$ 650,000.00	\$ -	\$ 650,000.00
	TOTAL REVENUES	<u>650,000.00</u>	<u>-</u>	<u>650,000.00</u>
<b>EXPENSES:</b>				
Depart 7120-	Water Systems	650,000.00	563,558.50	86,441.50
	TOTAL EXPENSES	<u>650,000.00</u>	<u>563,558.50</u>	<u>86,441.50</u>
	OVER (UNDER) REVENUES	<u>\$ -</u>	<u>\$ (563,558.50)</u>	<u>\$ 563,558.50</u>

**Stanly County**  
**Comparative Monthly Financial Report**  
**Project Funds**  
**For the Ten Months Ended April 30, 2024**

		PROJECT AUTHORIZATION	PROJECT TO DATE	PROJECT AMOUNT REMAINING
<b>Airport Apron&amp; Taxilane Pavement Rehab 673</b>				
<b>REVENUES:</b>				
Depart 3453-	Divison of Aviations	\$ 211,692.00	\$ 8,657.00	\$ 203,035.00
	TOTAL REVENUES	<u>211,692.00</u>	<u>8,657.00</u>	<u>203,035.00</u>
<b>EXPENSES:</b>				
Depart 4530-	Airport Operating	\$ 211,692.00	\$ 32,819.67	\$ 178,872.33
	TOTAL EXPENSES	<u>211,692.00</u>	<u>32,819.67</u>	<u>178,872.33</u>
	OVER (UNDER) REVENUES	<u>\$ -</u>	<u>\$ (24,162.67)</u>	<u>\$ 24,162.67</u>
<b>Airport Emergency Training Center 684</b>				
<b>REVENUES:</b>				
Depart 3453-	SCIF Grant	\$ 28,000,000.00	\$ -	\$ 28,000,000.00
Depart 3453-	Department of Insurance	9,881,396.00	9,881,396.00	-
Depart 3980-	Investment	1,531,300.00	1,871,719.33	(340,419.33)
	TOTAL REVENUES	<u>39,412,696.00</u>	<u>11,753,115.33</u>	<u>27,659,580.67</u>
<b>EXPENSES:</b>				
Depart 4530-	Airport Operating	39,112,696.00	3,791,726.67	35,320,969.33
Depart 9800-	Transfer to Other Funds	300,000.00	219,639.96	
	TOTAL EXPENSES	<u>39,412,696.00</u>	<u>4,011,366.63</u>	<u>35,320,969.33</u>
	OVER (UNDER) REVENUES	<u>\$ -</u>	<u>\$ 7,741,748.70</u>	<u>\$ (7,661,388.66)</u>
<b>Airport DOI Projects 685</b>				
<b>REVENUES:</b>				
Depart 3980-	Transfer from Other Funds	\$ 300,000.00	\$ 219,639.96	\$ 80,360.04
	TOTAL REVENUES	<u>300,000.00</u>	<u>219,639.96</u>	<u>80,360.04</u>
<b>EXPENSES:</b>				
Depart 4530-	Airport Operating	300,000.00	293,919.58	6,080.42
	TOTAL EXPENSES	<u>300,000.00</u>	<u>293,919.58</u>	<u>6,080.42</u>
	OVER (UNDER) REVENUES	<u>\$ -</u>	<u>\$ (74,279.62)</u>	<u>\$ 74,279.62</u>

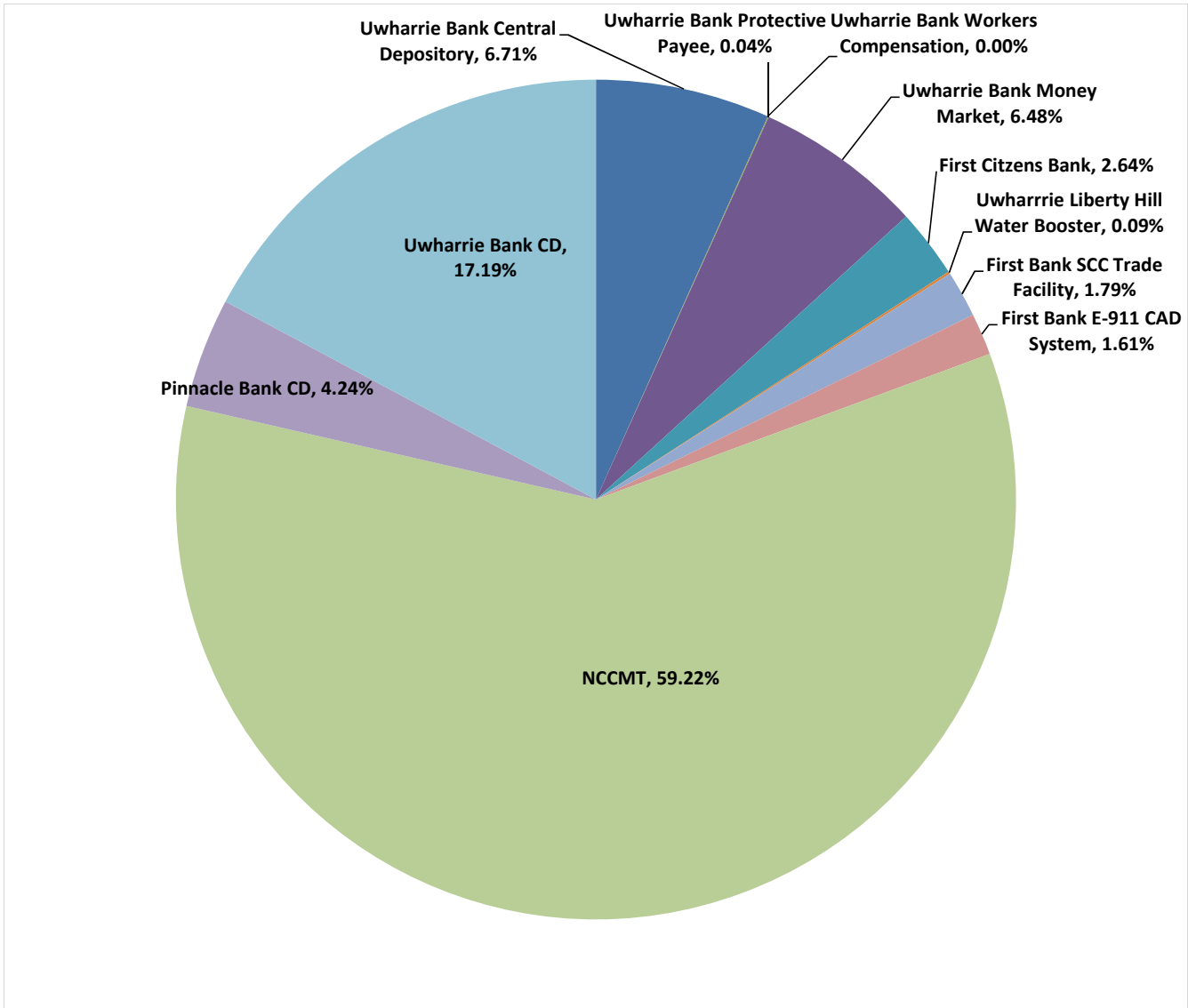
**Stanly County**  
**Comparative Cash Position Report**  
**April 30, 2024 Compared with April 30, 2023**

	Current 4/30/2024	Prior 4/30/2023	Increase (Decrease)
110 General Fund	62,542,586.54	57,395,168.30	5,147,418.24
210 SCC Trade Facility	(501,838.63)	(888,311.55)	386,472.92
211 State Capital Infrastructure Fund	-	511,478.23	(511,478.23)
215 Livestock Arena Construction Pro	(2,773,716.97)	559,654.38	(3,333,371.35)
217 Riverstone Industrial Park Proje	(28,512.25)	(163,864.88)	135,352.63
220 Agri-Civic Ctr Lobby Floor Renov	-	(63,410.61)	63,410.61
222 Public Safety Complex	-	(23,925.00)	23,925.00
223 E-911 CAD System Replacement	(1,047,803.94)	(61,009.54)	(986,794.40)
224 Airport Transportation Reserve	3,337,626.72	-	3,337,626.72
225 911/EOC/EM Office Facility	906,327.88	-	906,327.88
239 American Rescue Plan Act of 2021	12,484,714.02	12,353,712.81	131,001.21
240 Single Family Rehab 2014	(16,699.75)	(16,699.75)	-
246 CDBG-2020 Revitalization Program	(31,621.70)	(6,818.18)	(24,803.52)
252 Opioid Settlement Funds	1,504,192.10	472,122.72	1,032,069.38
260 Emergency Telephone System Fund	(201,874.80)	143,829.20	(345,704.00)
295 Fire Districts	47,278.62	13,147.96	34,130.66
611 Greater Badin Operating	473,954.53	515,872.42	(41,917.89)
614 Badin Inn Water Extension	-	(68,063.09)	68,063.09
615 Badin Sewer Collection Study	(48,549.07)	-	(48,549.07)
621 Piney Point Operating	350,361.19	356,313.37	(5,952.18)
622 Norwood Water System Study	-	-	-
623 Norwood Sewer System Study	-	-	-
631 West Stanly WWTP	1,029,478.57	1,199,584.86	(170,106.29)
632 West Stanly WWTP Rehab Project	(261,629.57)	(261,629.57)	-
633 WS WWTP 2.5 MGD Expansion	(1,283,639.75)	(71,844.20)	(1,211,795.55)
634 Locust Sewer Collection Study	-	-	-
640 System Development Fee's	1,167,065.87	331,320.38	835,745.49
641 Utility Operating	1,289,279.25	1,527,856.81	(238,577.56)
643 NCDOT Hwy24/27/73 East Waterline	(8,148.72)	(11,906.88)	3,758.16
652 Stony Gap Road Water Main	(117,945.70)	(71,301.80)	-
653 Meadow Creek Church Road Water	(132,657.54)	(36,902.00)	-
654 Palestine Water Pump Station Rep	(376,678.96)	(376,678.96)	-
655 Countywide Water Master Plan	-	(3,276.25)	3,276.25
656 Hwy 200 Water Project	(19,131.50)	-	(19,131.50)
660 Bost Road Water Main Extension	-	(66,116.86)	66,116.86
661 Liberty Hill Water Booster Pump	(199,856.00)	(429,937.51)	230,081.51
662 Millingport Rd Transmission	-	-	-
663 Richfield Sewer Improvement Proj	(146,892.00)	(97,592.00)	(49,300.00)
664 Utility Meter Replacements	(563,558.50)	-	(563,558.50)
671 Airport Operating	635,926.06	454,685.18	181,240.88
673 Airport Taxilane Rehab Project	(24,162.67)	-	(24,162.67)
680 Group Health Fund	5,913,374.82	5,453,554.92	459,819.90
682 Airport Obstruction Removal	-	(5,273.50)	5,273.50
683 Airfield Lighting Control System	-	(15,005.40)	15,005.40
684 Airport Emergency Training Ctr	35,741,748.70	30,754,515.69	4,987,233.01
685 Airport DOI Projects	(74,279.62)	(175,389.28)	101,109.66
710 Protective Payee	-	-	-
720 Fines & Forfeiture Agency	-	-	-
730 Deed of Trust Fee	3,856.40	3,620.80	235.60
740 Sheriff Court Executions	161.16	161.16	-
760 City and Towns Tax Fund	(60,613.91)	(75,946.23)	15,332.32
770 3% Vehicle Property Tax	-	-	-
	<u>\$ 119,508,120.88</u>	<u>\$ 109,055,696.15</u>	<u>10,452,424.73</u>



**Stanly County  
Investment Report  
For the Ten Months Ended April 30, 2024**

BANK:	Balance per Bank at <u>04/30/24</u>	% of investment	Purchase Date	Maturity Date	% Yield	Time of Certificate of Deposit
Uwharrie Bank Central Depository	\$ 8,338,339.73	6.71%			4.87%	
Uwharrie Bank Workers Compensation	5,000.00	0.00%			N/A	
Uwharrie Bank Protective Payee	44,053.73	0.04%			4.87%	
Uwharrie Bank Money Market	8,060,702.47	6.48%			4.86%	
First Citizens Bank	3,277,291.85	2.64%			1.35%	
Uwharrie Liberty Hill Water Booster	114,729.21	0.09%			N/A	
First Bank SCC Trade Facility	2,231,809.55	1.79%			N/A	
First Bank E-911 CAD System	2,000,421.05	1.61%			N/A	
NCCMT	73,633,120.55	59.22%			5.29%	
Pinnacle Bank CD	5,270,305.79	4.24%	1/25/2024	7/25/2024	4.96%	6 months
Uwharrie Bank CD	21,370,474.14	17.19%	3/26/2024	9/27/2024	4.93%	6 months
<b>Totals</b>	<b>\$ 124,346,248.07</b>					



**Stanly County**  
**Fund Balance Calculation**  
**As of April 30, 2024**

**Available Fund Balance**

Cash & Investments		\$62,546,175
Liabilities (w/out deferred revenue)		1,711,355
Deferred Revenue (from cash receipts)		152,016
Encumbrances		2,296,889
Due to Other Governments		83,979
		83,979
 Total Available	 \$	 58,301,937
		58,301,937

**General Fund Expenditures**

Expenditures		\$ 96,654,985
		96,654,985
 Total Expenditures	 \$	 96,654,985
		96,654,985

**Total Available for Appropriation**

Total Available		\$ 58,301,937
Total Expenditures		96,654,985

<b>Available for Appropriation</b>		<b>60.32%</b>
------------------------------------	--	---------------