

***STANLY COUNTY
NORTH CAROLINA***

***MONTHLY
FINANCIAL REPORT***

***For Two Months Ended
August 31, 2023***

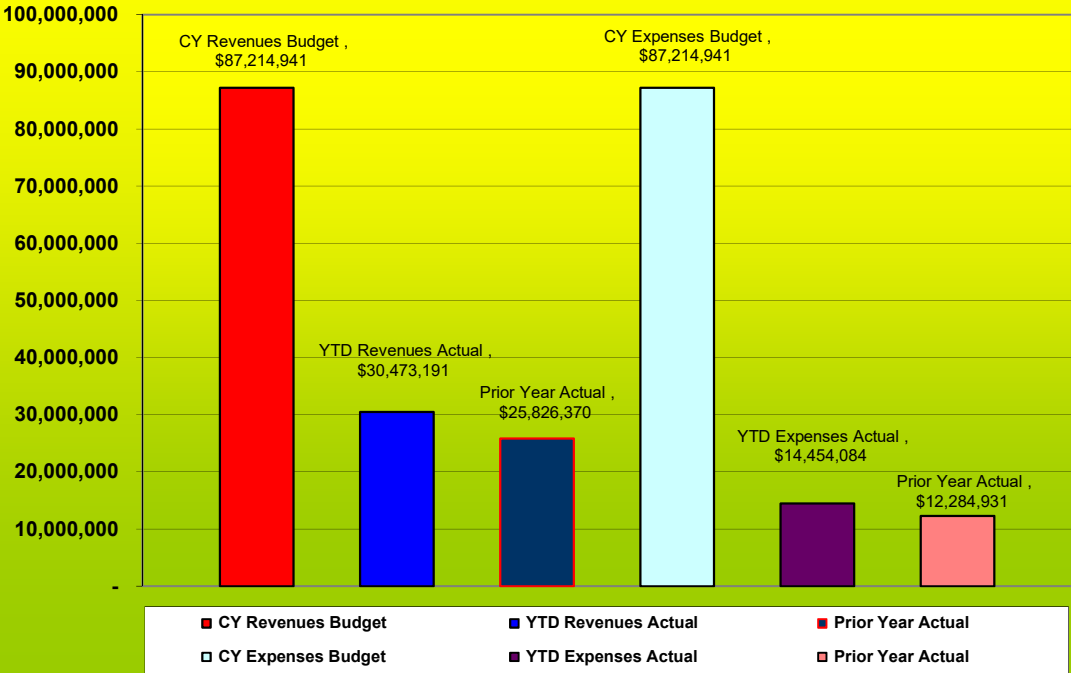


***Prepared and Issued by:
Stanly County Finance Department***

**STANLY COUNTY, NORTH CAROLINA
FISCAL YEAR 2023-2023**

	Page
MONTHLY FINANCIAL REPORTS	
General Fund:	
Revenue and Expense Graphic - Comparative FY 2023 with FY 2024	1
Revenue Graphic by Source - Comparative FY 2023 with FY 2024	2
Revenue Graphic by Source - Compared to Amended Budget 2024	3
Expense Graphic by Function - Comparative FY 2023 with FY 2024	4
Expense Graphic by Function - Compared to Amended Budget 2024	5
All Fund Financial Information:	
Financial information - All Operating Funds	6-9
Financial information - Project Funds	10-14
General Fund:	
Comparative Cash Position - Five years	15
Investment Report	16
General Fund:	
Fund Balance Calculation	17

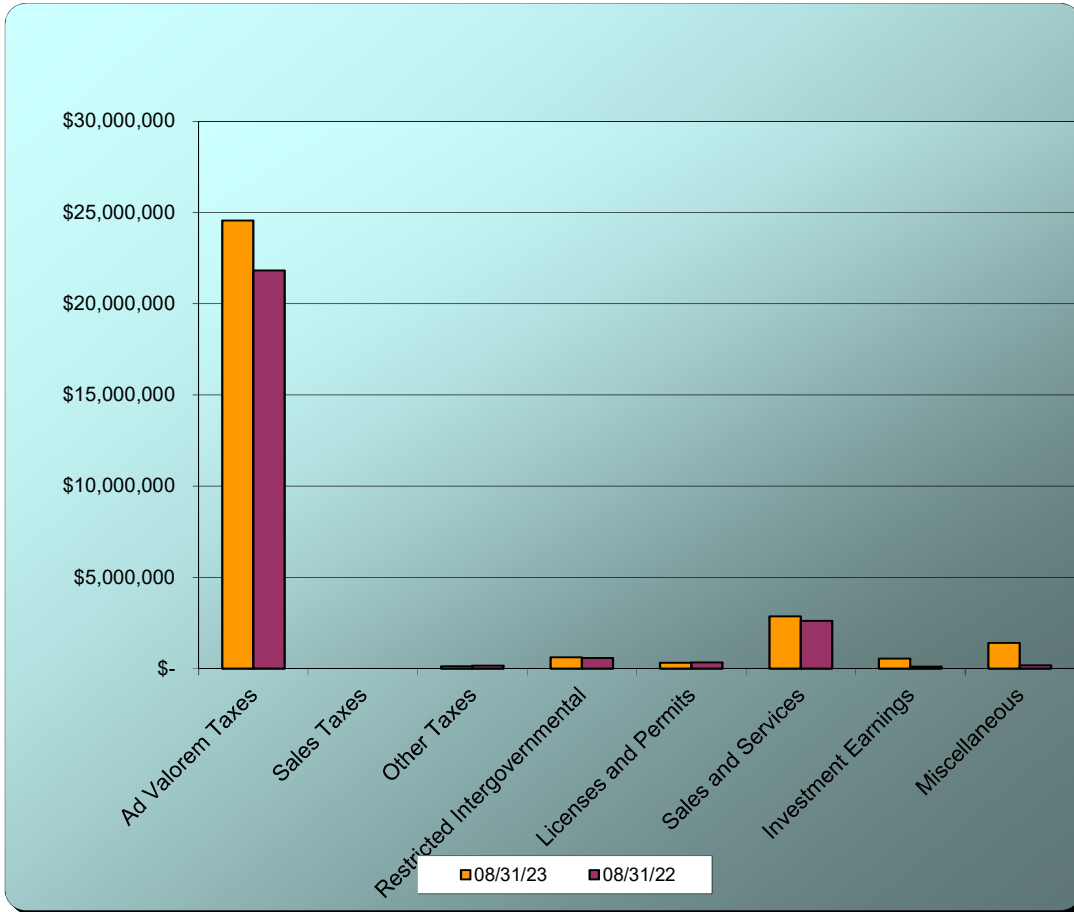
General Fund Revenues and Expenses Actual vs Budget Fiscal Year 2024



Stanly County
General Fund Revenues by Source
For the Two Months Ended August 31, 2023
with Comparative August 31, 2022

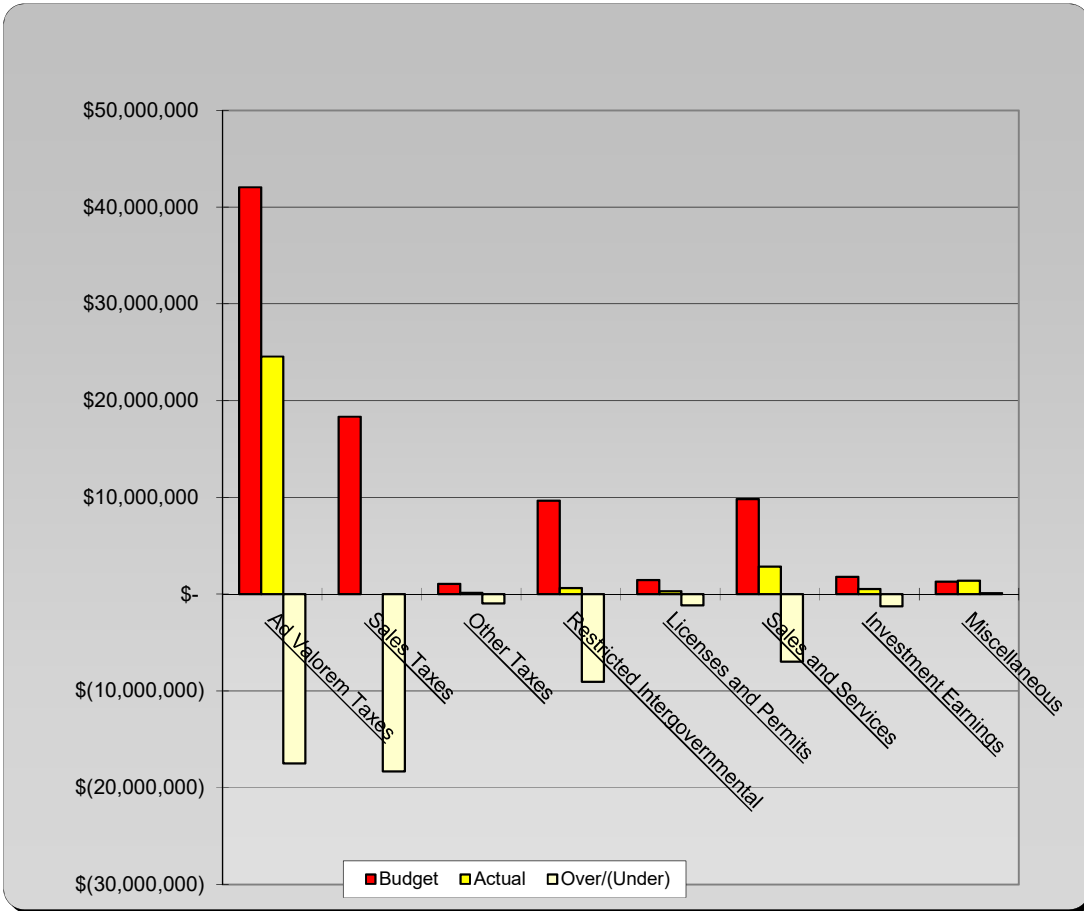
REVENUES:

	<u>08/31/23</u>	<u>08/31/22</u>	<u>Variance</u>	<u>Percent</u>
Ad Valorem Taxes	\$ 24,554,721.40	\$ 21,820,983.94	\$ 2,733,737.46	112.53%
Sales Taxes	-	-	-	N/A
Other Taxes	132,659.05	162,866.31	(30,207.26)	81.45%
Restricted Intergovernmental	628,641.93	591,844.86	36,797.07	106.22%
Licenses and Permits	321,740.98	337,949.08	(16,208.10)	95.20%
Sales and Services	2,873,643.08	2,625,264.14	248,378.94	109.46%
Investment Earnings	544,921.02	110,556.11	434,364.91	492.89%
Miscellaneous	<u>1,416,863.81</u>	<u>176,905.90</u>	<u>1,239,957.91</u>	<u>800.91%</u>
Totals	<u>\$ 30,473,191.27</u>	<u>\$ 25,826,370.34</u>	<u>\$ 4,646,820.93</u>	<u>117.99%</u>



Stanly County
General Fund Budget by Source Compared to Actual Revenues
For the Two Months Ended August 31, 2023

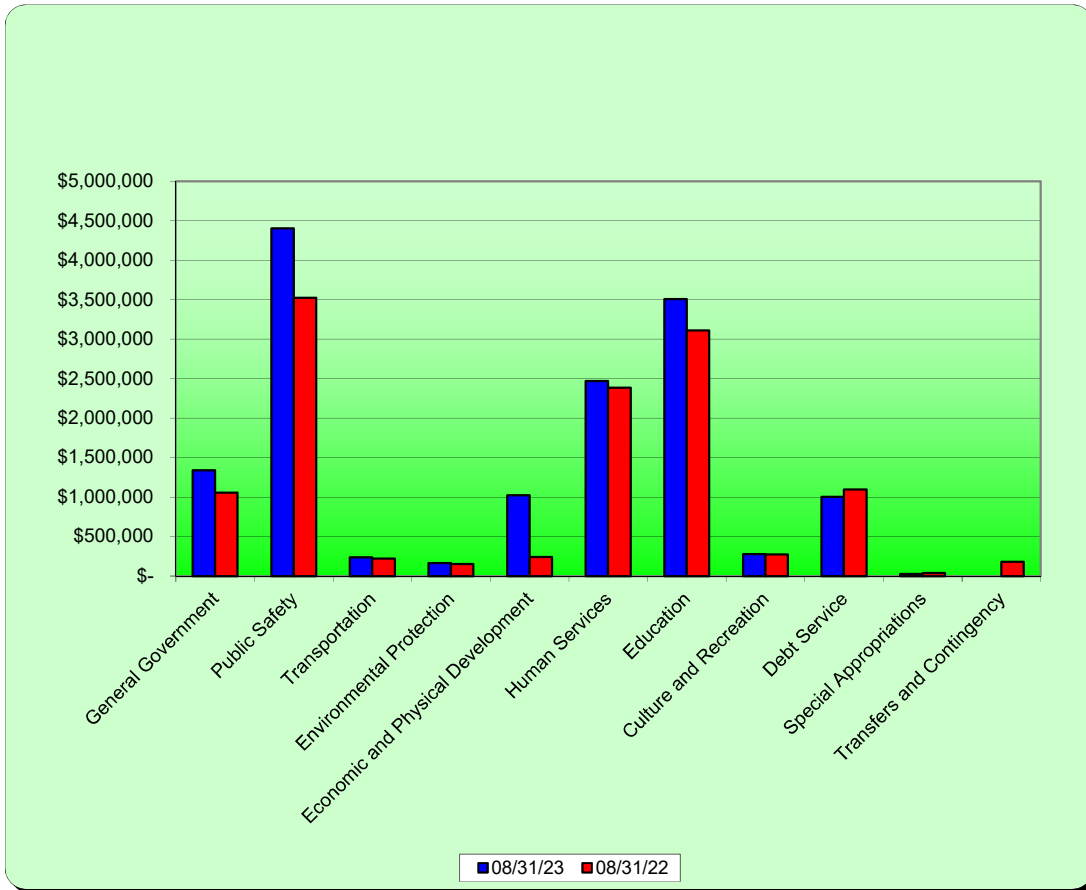
REVENUES:	Amended <u>Budget</u>	<u>Actual</u>	Actual <u>Over/(Under)</u>	Percent <u>Collected</u>
Ad Valorem Taxes	\$ 42,040,258.00	\$ 24,554,721.40	\$ (17,485,536.60)	58.41%
Sales Taxes	18,325,000.00	-	(18,325,000.00)	0.00%
Other Taxes	1,075,500.00	132,659.05	(942,840.95)	12.33%
Restricted Intergovernmental	9,672,478.00	628,641.93	(9,043,836.07)	6.50%
Licenses and Permits	1,458,816.00	321,740.98	(1,137,075.02)	22.05%
Sales and Services	9,843,533.00	2,873,643.08	(6,969,889.92)	29.19%
Investment Earnings	1,794,291.00	544,921.02	(1,249,369.98)	30.37%
Miscellaneous	1,318,968.00	1,416,863.81	97,895.81	107.42%
Fund Balance Appropriated	1,686,097.00	-	(1,686,097.00)	0.00%
Totals	\$ 87,214,941.00	\$ 30,473,191.27	\$ (56,741,749.73)	34.94%



Stanly County
General Fund Expenses
For the Two Months Ended August 31, 2023
with Comparative August 31, 2022

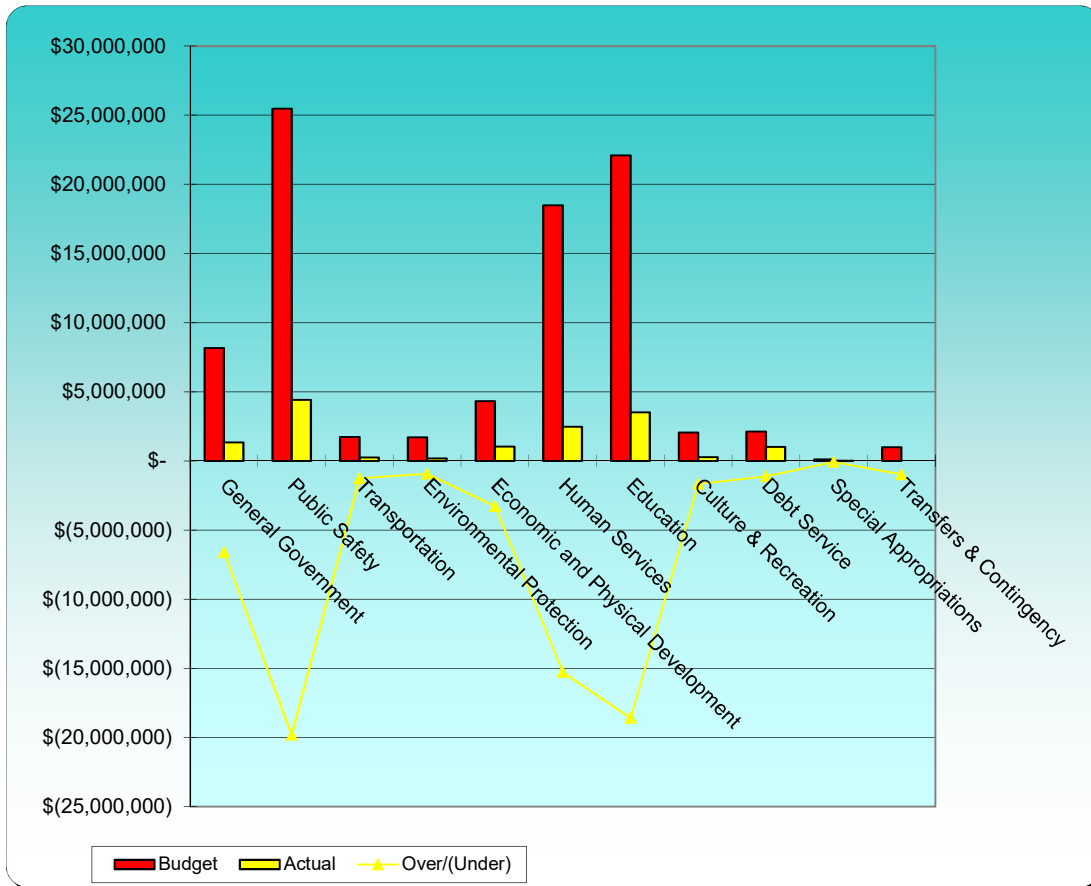
EXPENSES:

	<u>08/31/23</u>	<u>08/31/22</u>	<u>Variance</u>	<u>Percent</u>
General Government	\$ 1,338,491.27	\$ 1,055,767.13	\$ 282,724.14	126.78%
Public Safety	4,403,191.49	3,526,071.16	877,120.33	124.88%
Transportation	239,584.44	222,564.15	17,020.29	107.65%
Environmental Protection	166,627.59	152,289.46	14,338.13	109.42%
Economic and Physical Development	1,022,628.72	241,223.49	781,405.23	423.93%
Human Services	2,469,749.26	2,383,757.63	85,991.63	103.61%
Education	3,506,657.04	3,111,741.38	394,915.66	112.69%
Culture and Recreation	278,780.47	272,643.53	6,136.94	102.25%
Debt Service	1,003,373.40	1,097,359.93	(93,986.53)	91.44%
Special Appropriations	25,000.00	40,000.00	(15,000.00)	62.50%
Transfers and Contingency	-	181,513.15	(181,513.15)	0.00%
Totals	<u>\$ 14,454,083.68</u>	<u>\$ 12,284,931.01</u>	<u>\$ 2,169,152.67</u>	<u>117.66%</u>



Stanly County
General Fund Budget by Function Compared to Actual Expenses
For the Two Months Ended August 31, 2023

EXPENSES:	Amended Budget	Actual	Over/(Under)	Percent Expended
General Government	\$ 8,165,003.00	\$ 1,338,491.27	\$ (6,593,227.75)	19.25%
Public Safety	25,467,158.00	4,403,191.49	(19,812,854.67)	22.20%
Transportation	1,733,188.00	239,584.44	(1,252,010.25)	27.76%
Environmental Protection	1,697,641.00	166,627.59	(926,467.17)	45.43%
Economic and Physical Development	4,313,316.00	1,022,628.72	(3,280,166.28)	23.95%
Human Services	18,489,746.00	2,469,749.26	(15,272,604.07)	17.40%
Education	22,095,357.00	3,506,657.04	(18,588,699.96)	15.87%
Culture & Recreation	2,056,042.00	278,780.47	(1,670,087.43)	18.77%
Debt Service	2,115,784.00	1,003,373.40	(1,112,410.60)	47.42%
Special Appropriations	105,423.00	25,000.00	(80,423.00)	23.71%
Transfers & Contingency	976,283.00	-	(976,283.00)	0.00%
Totals	\$ 87,214,941.00	\$ 14,454,083.68	\$ (69,565,234.18)	20.24%



Stanly County
Comparative Monthly Financial Report
For the Two Months Ended August 31, 2023

		AMENDED	*Y-T-D	UNCOLLECTED	%	LAST
		BUDGET	TRANSACTIONS	REVENUE OR	COLLECTED	YEAR'S Y-T-D
				APPROPRIATIONS	OR EXPENDED	TRANSACTIONS
				REMAINING		
GENERAL FUND 110						
REVENUES:						
Depart 3100-	Ad Valorem Taxes	\$ 42,040,258.00	\$ 24,554,721.40	\$ 17,485,536.60	58.41%	\$ 21,820,983.94
Depart 3200-	Other Taxes	19,525,500.00	132,659.05	19,392,840.95	0.68%	162,866.31
Depart 3320-	State Shared Revenue	810,100.00	191,271.25	618,828.75	23.61%	14,771.72
Depart 3323-	Court	95,000.00	16,814.07	78,185.93	17.70%	14,134.61
Depart 3330-	Intergovt Chg for Services	240,000.00	143,660.91	96,339.09	59.86%	132,133.83
Depart 3340-	Building Permits	1,378,200.00	243,760.54	1,134,439.46	17.69%	255,667.78
Depart 3347-	Register of Deeds	320,916.00	55,796.44	265,119.56	17.39%	67,016.94
Depart 3348-	Information Technology	-	-	-	N/A	-
Depart 3414-	Tax And Revaluation	1,050.00	112.00	938.00	10.67%	173.00
Depart 3417-	Election Fees	2,150.00	-	2,150.00	N/A	657.00
Depart 3429-	Animal Protective Services	11,250.00	5,647.73	5,602.27	50.20%	2,088.00
Depart 3431-	Sheriff	1,240,086.00	88,642.39	1,151,443.61	7.15%	29,508.47
Depart 3432-	Jail	360,500.00	47,593.48	312,906.52	13.20%	20,178.47
Depart 3433-	Emergency Services	45,162.00	7,162.73	37,999.27	15.86%	321.87
Depart 3434-	FIRE	22,500.00	2,450.00	20,050.00	N/A	2,375.00
Depart 3437-	EMS-Ambulance	3,838,815.00	738,840.19	3,099,974.81	19.25%	594,121.63
Depart 3438-	EMS/Non-Emergency	300,000.00	37,451.95	262,548.05	12.48%	-
Depart 3439-	Emergency 911	500.00	-	500.00	N/A	66.65
Depart 3450-	Transportation	1,103,937.00	47,209.40	1,056,727.60	4.28%	33,208.73
Depart 3471-	Solid Waste	1,333,689.00	720,995.47	612,693.53	54.06%	717,302.94
Depart 3490-	Central Permitting	32,850.00	5,794.66	27,055.34	17.64%	6,906.34
Depart 3491-	Planning and Zoning	37,500.00	9,072.84	28,427.16	24.19%	13,856.40
Depart 3492-	Rocky River RPO	140,244.00	(18,554.77)	158,798.77	-13.23%	24,811.00
Depart 3494-	EDC	5,000.00	781,545.00	(776,545.00)	15630.90%	-
Depart 3495-	Cooperative Extension	27,950.00	329.00	27,621.00	1.18%	2,335.72
Depart 3500-	Health Department	3,453,651.00	1,236,328.53	2,217,322.47	35.80%	1,467,414.73
Depart 3523-	Juvenile Justice	137,334.00	22,904.00	114,430.00	16.68%	23,394.00
Depart 3530-	Social Services	5,586,804.00	175,003.58	5,411,800.42	3.13%	35,999.71
Depart 3538-	Senior Services	168,695.00	48,870.01	119,824.99	28.97%	23,469.00
Depart 3586-	Aging Services	797,276.00	13,742.35	783,533.65	1.72%	157,924.68
Depart 3587-	Veteran Service	-	-	-	N/A	-
Depart 3611-	Stanly County Library	140,500.00	27,323.83	113,176.17	19.45%	22,839.91
Depart 3613-	Recreation Plan	-	-	-	N/A	-
Depart 3614-	Historical Preservation	-	-	-	N/A	-
Depart 3616-	Civic Center	68,000.00	8,792.25	59,207.75	12.93%	13,957.25
Depart 3831-	Investments	1,794,291.00	544,921.02	1,249,369.98	30.37%	110,556.11
Depart 3834-	Rent Income	224,267.00	54,844.33	169,422.67	24.45%	36,719.32
Depart 3835-	Sale of Surplus Property	30,000.00	156.80	29,843.20	0.52%	3,266.00
Depart 3838-	Loan Proceeds	513,720.00	513,720.00	-	100.00%	-
Depart 3839-	Miscellaneous	167,500.00	13,608.84	153,891.16	8.12%	15,343.28
Depart 3980-	Transfer From Other Funds	75,000.00	-	75,000.00	N/A	-
Depart 3991-	Fund Balance	1,144,746.00	-	1,144,746.00	N/A	-
TOTAL REVENUES		87,214,941.00	30,473,191.27	56,741,749.73	34.94%	25,826,370.34
GENERAL FUND 110						
EXPENSES:						
Depart 4110-	Governing Body	259,351.00	64,068.52	195,282.48	24.70%	73,547.27
Depart 4120-	Administration	656,750.00	118,959.15	537,790.85	18.11%	119,425.30
Depart 4130-	Finance	800,002.00	103,998.02	696,003.98	13.00%	99,130.54
Depart 4141-	Tax Assessor	1,069,571.00	172,725.02	880,780.20	17.65%	156,780.05
Depart 4143-	Tax Revaluation	548,225.00	86,215.76	459,851.16	16.12%	87,196.05
Depart 4155-	Attorney	238,165.00	39,437.85	198,727.15	16.56%	36,593.79
Depart 4160-	Clerk	15,790.00	6,915.38	8,874.62	43.80%	141.59
Depart 4163-	Judge's Office	13,387.00	72.37	13,314.63	0.54%	41.25
Depart 4164-	District Attorney	-	-	-	N/A	-
Depart 4170-	Elections	622,838.00	128,674.19	489,096.35	21.47%	50,979.85
Depart 4180-	Register of Deeds	517,753.00	63,649.95	454,103.05	12.29%	58,932.46
Depart 4210-	Info Technology	1,458,566.00	302,060.26	1,059,192.61	27.38%	250,171.32
Depart 4260-	Facilities Management	1,964,605.00	251,714.80	1,600,210.67	18.55%	122,827.66
Total General Government		8,165,003.00	1,338,491.27	6,593,227.75	19.25%	1,055,767.13

* Y-T-D Transactions column does not include encumbrances.

Stanly County
Comparative Monthly Financial Report
For the Two Months Ended August 31, 2023

		AMENDED	*Y-T-D	UNCOLLECTED	%	LAST
		BUDGET	TRANSACTIONS	REVENUE OR	COLLECTED	YEAR'S Y-T-D
				APPROPRIATIONS	OR EXPENDED	TRANSACTIONS
				REMAINING		
Depart 4310-	Sheriff	12,606,513.00	2,370,068.78	9,705,974.67	23.01%	1,691,712.15
Depart 4321-	Juvenile Justice	240,334.00	35,842.25	204,491.75	14.91%	36,018.37
Depart 4325-	Criminal Justice Partnership	-	-	-	N/A	-
Depart 4326-	JCPC	-	-	-	N/A	-
Depart 4330-	Emergency Services	8,883,288.00	1,594,151.27	7,145,212.56	19.57%	1,346,869.64
Depart 4350-	Inspections	1,049,908.00	139,384.03	906,648.97	13.64%	153,387.80
Depart 4360-	Medical Examiner	50,000.00	3,000.00	47,000.00	6.00%	1,200.00
Depart 4380-	Animal Protective Services	-	-	-	N/A	-
Depart 4395-	911 Emergency	2,637,115.00	260,745.16	1,803,526.72	31.61%	296,883.20
	Total Public Safety	25,467,158.00	4,403,191.49	19,812,854.67	22.20%	3,526,071.16
Depart 4540-	Total Transportation	1,733,188.00	239,584.44	1,252,010.25	27.76%	222,564.15
Depart 4710-	Solid Waste	1,418,638.00	137,095.64	676,996.12	52.28%	128,895.61
Depart 4750-	Fire Forester	108,862.00	10,143.52	98,718.48	9.32%	-
Depart 4960-	Soil & Water Conservation	170,141.00	19,388.43	150,752.57	11.40%	23,393.85
	Total Environmental Protection	1,697,641.00	166,627.59	926,467.17	45.43%	152,289.46
Depart 4902-	Economic Development	2,903,009.00	838,964.92	2,053,523.08	29.26%	56,868.06
Depart 4905-	Occupancy Tax	260,800.00	22,880.49	237,919.51	8.77%	31,065.67
Depart 4910-	Planning and Zoning	330,878.00	49,459.83	281,418.17	14.95%	46,140.18
Depart 4911-	Central Permitting	380,199.00	75,279.81	304,919.19	19.80%	67,654.68
Depart 4912-	Rocky River RPO	140,244.00	18,077.18	122,166.82	12.89%	20,877.70
Depart 4950-	Cooperative Extension	298,186.00	17,966.49	280,219.51	6.03%	18,617.20
	Total Economic Development	4,313,316.00	1,022,628.72	3,280,166.28	23.95%	241,223.49
Depart 5100-	Health Department	5,839,452.00	905,804.87	4,720,433.14	19.16%	920,046.61
Depart 5210-	Piedmont Mental Health	194,865.00	30,248.75	164,616.25	15.52%	32,749.22
Depart 5300-	Dept of Social Services	10,238,379.00	1,316,169.05	8,778,951.10	14.25%	1,249,563.67
Depart 5380-	Aging Services	1,520,006.00	135,833.70	1,005,856.61	33.83%	93,073.64
Depart 5381-	Senior Center	602,455.00	67,981.84	522,102.44	13.34%	78,001.60
Depart 5820-	Veterans	94,589.00	13,711.05	80,644.53	14.74%	10,322.89
	Total Human Services	18,489,746.00	2,469,749.26	15,272,604.07	17.40%	2,383,757.63
Depart 5910-	Stanly BOE	19,348,756.00	3,035,310.02	16,313,445.98	15.69%	2,824,766.68
Depart 5920-	Stanly Community College	2,746,601.00	471,347.02	2,275,253.98	17.16%	286,974.70
	Total Education	22,095,357.00	3,506,657.04	18,588,699.96	15.87%	3,111,741.38
Depart 6110-	Stanly Library	1,659,180.00	211,577.82	1,392,937.00	16.05%	227,082.84
Depart 6160-	Agri Center	396,862.00	67,202.65	277,150.43	30.16%	45,560.69
	Total Culture and Recreation	2,056,042.00	278,780.47	1,670,087.43	18.77%	272,643.53
Depart 9000-	Total Special Appropriations	105,423.00	25,000.00	80,423.00	23.71%	40,000.00
Depart 9100-	Total Debt Service	2,115,784.00	1,003,373.40	1,112,410.60	47.42%	1,097,359.93
Depart 9800-	Transfers	658,370.00	-	658,370.00	0.00%	176,513.15
Depart 9910-	Contingency	317,913.00	-	317,913.00	0.00%	5,000.00
	Total Transfers and Contingency	976,283.00	-	976,283.00	0.00%	181,513.15
	TOTAL EXPENSES	87,214,941.00	14,454,083.68	69,565,234.18	20.24%	12,284,931.01
	OVER (UNDER) REVENUES	\$ -	\$ 16,019,107.59	\$ (12,823,484.45)	N/A	\$ 13,541,439.33

Stanly County
Comparative Monthly Financial Report
For the Two Months Ended August 31, 2023

		AMENDED BUDGET	*Y-T-D TRANSACTIONS	UNCOLLECTED REVENUE OR APPROPRIATIONS REMAINING	% COLLECTED OR EXPENDED	LAST YEAR'S Y-T-D TRANSACTIONS
EMERGENCY TELEPHONE E-911 260						
REVENUES:						
Depart 3439-	Surcharge	1,172,373.00	28,311.64	\$ 1,144,061.36	2.41%	26,216.98
Depart 3831-	Investment Earnings	-	1,006.68	(1,006.68)	N/A	106.66
Depart 3991-	Fund Balance	11,974.00	-	11,974.00	N/A	-
	TOTAL REVENUES	1,184,347.00	29,318.32	1,155,028.68	2.48%	26,323.64
EXPENSES:						
Depart 4396-	E-911 Operations	1,184,347.00	47,273.00	1,050,062.76	11.34%	81,850.69
	TOTAL EXPENSES	1,184,347.00	47,273.00	1,050,062.76	11.34%	81,850.69
	OVER (UNDER) REVENUES	\$ -	\$ (17,954.68)	\$ 104,965.92	N/A	\$ (55,527.05)
FIRE DISTRICTS 295						
REVENUES:						
Depart 3100-	Ad Valorem Taxes	\$ 4,730,214.00	\$ 2,745,681.50	\$ 1,984,532.50	58.05%	\$ 2,297,515.63
	TOTAL REVENUES	4,730,214.00	2,745,681.50	1,984,532.50	58.05%	2,297,515.63
EXPENSES:						
Depart 4100-	Comm 1.5 % Admin	74,000.00	13,378.57	60,621.43	18.08%	11,650.16
Depart 4340-	Fire Service	4,656,214.00	73,632.20	4,582,581.80	1.58%	68,085.25
	TOTAL EXPENSES	4,730,214.00	87,010.77	4,643,203.23	1.84%	79,735.41
	OVER (UNDER) REVENUES	\$ -	\$ 2,658,670.73	\$ (2,658,670.73)	N/A	\$ 2,217,780.22
GREATER BADIN OPERATING 611						
REVENUES:						
Depart 3710-	Operating Revenues	\$ 807,575.00	\$ 51,437.32	\$ 756,137.68	6.37%	\$ 46,322.51
Depart 3991-	Fund Balance Appropriated	-	-	-	N/A	-
	TOTAL REVENUES	807,575.00	51,437.32	756,137.68	6.37%	46,322.51
EXPENSES:						
Depart 7110-	Administration	215,315.00	8,333.34	206,981.66	3.87%	8,333.34
Depart 7120-	Operations	592,260.00	50,272.37	536,158.25	9.47%	59,157.50
Depart 9800-	Transfer to Other Funds	-	-	-	N/A	-
	TOTAL EXPENSES	807,575.00	58,605.71	743,139.91	7.98%	67,490.84
	OVER (UNDER) REVENUES	\$ -	\$ (7,168.39)	\$ 12,997.77	N/A	\$ (21,168.33)
PINEY POINT OPERATING 621						
REVENUES:						
Depart 3710-	Operating Revenues	\$ 242,475.00	\$ 22,467.97	\$ 220,007.03	9.27%	\$ 19,541.98
	TOTAL REVENUES	242,475.00	22,467.97	220,007.03	9.27%	19,541.98
EXPENSES:						
Depart 7110-	Administration	85,000.00	14,166.66	70,833.34	16.67%	13,333.34
Depart 7120-	Operations	157,475.00	14,122.91	143,352.09	8.97%	242.74
Depart 9800-	Transfer to Other Funds	-	-	-	N/A	-
	TOTAL EXPENSES	242,475.00	28,289.57	214,185.43	11.67%	13,576.08
	OVER (UNDER) REVENUES	\$ -	\$ (5,821.60)	\$ 5,821.60	N/A	\$ 5,965.90

Stanly County
Comparative Monthly Financial Report
For the Two Months Ended August 31, 2023

		AMENDED BUDGET	*Y-T-D TRANSACTIONS	UNCOLLECTED REVENUE OR APPROPRIATIONS REMAINING	% COLLECTED OR EXPENDED	LAST YEAR'S Y-T-D TRANSACTIONS
WEST STANLY WWTP 631						
REVENUES:						
Depart 3712-	Operating Revenues	\$ 1,325,338.00	\$ 224,521.29	\$ 1,100,816.71	16.94%	\$ 173,563.16
Depart 3980-	From General Fund	-	-	-		-
Depart 3991-	Retained Earnings Approp.	156,000.00	-	156,000.00	N/A	-
	TOTAL REVENUES	1,481,338.00	224,521.29	1,256,816.71	15.16%	173,563.16
EXPENSES:						
Depart 7110-	Administration	286,313.00	169,583.34	116,729.66	59.23%	179,583.34
Depart 7120-	Operations	1,195,025.00	67,790.92	932,182.95	21.99%	40,958.15
Depart 9800-	Transfers	-	-	-	N/A	-
	TOTAL EXPENSES	1,481,338.00	237,374.26	1,048,912.61	29.19%	220,541.49
	OVER (UNDER) REVENUES	\$ -	\$ (12,852.97)	\$ 207,904.10	N/A	\$ (46,978.33)
STANLY COUNTY UTILITY 641						
REVENUES:						
Depart 3710-	Operating Revenues	5,059,491.00	470,711.76	4,588,779.24	9.30%	478,998.11
Depart 3839-	Miscellaneous Income	-	-	-		880.00
Depart 3991-	Retained Earnings Approp.	-	-	-	N/A	-
	TOTAL REVENUES	5,059,491.00	470,711.76	4,588,779.24	9.30%	479,878.11
EXPENSES:						
Depart 7110-	Administration	361,089.00	49,170.74	311,109.71	13.84%	41,089.72
Depart 7120-	Operations	4,623,402.00	636,626.01	3,934,105.66	14.91%	487,241.61
Depart 9800-	Transfers	75,000.00	-	75,000.00	0.00%	-
	TOTAL EXPENSES	5,059,491.00	685,796.75	4,320,215.37	14.61%	528,331.33
	OVER (UNDER) REVENUES	\$ -	\$ (215,084.99)	\$ 268,563.87	N/A	\$ (48,453.22)
AIRPORT OPERATING FUND 671						
REVENUES:						
Depart 3453-	Airport Operating	\$ 991,838.00	\$ 186,979.32	\$ 804,858.68	18.85%	\$ 172,288.85
Depart 3980-	Transfer from General Fund	478,370.00	-	478,370.00	N/A	-
Depart 3991-	Retained Earnings Approp.	-	-	-	N/A	-
	TOTAL REVENUES	1,470,208.00	186,979.32	1,283,228.68	12.72%	172,288.85
EXPENSES:						
Depart 4530-	Airport Operating	1,470,208.00	259,894.22	1,127,991.88	23.28%	182,247.48
	TOTAL EXPENSES	1,470,208.00	259,894.22	1,127,991.88	23.28%	182,247.48
	OVER (UNDER) REVENUES	\$ -	\$ (72,914.90)	\$ 155,236.80	N/A	\$ (9,958.63)
GROUP HEALTH & WORKERS' COMPENSATION 680						
REVENUES:						
Depart 3428-	Group Health Fees	\$ 7,515,034.00	\$ 1,022,136.23	\$ 6,492,897.77	13.60%	\$ 979,231.03
Depart 3430-	Workers Compensation	438,344.00	345,498.14	92,845.86	78.82%	444,205.40
	TOTAL REVENUES	7,953,378.00	1,367,634.37	6,585,743.63	17.20%	1,423,436.43
EXPENSES:						
Depart 4200-	Group Health Costs	7,515,034.00	1,173,887.99	6,341,146.01	15.62%	856,598.89
Depart 4220-	Workers Compensation	438,344.00	391,965.79	46,378.21	89.42%	416,193.52
	TOTAL EXPENSES	7,953,378.00	1,565,853.78	6,387,524.22	19.69%	1,272,792.41
	OVER (UNDER) REVENUES	\$ -	\$ (198,219.41)	\$ 198,219.41	N/A	\$ 150,644.02

Stanly County
Comparative Monthly Financial Report
Project Funds
For the Two Months Ended August 31, 2023

		PROJECT AUTHORIZATION	PROJECT TO DATE	PROJECT AMOUNT REMAINING
SCC Trade Facility 210				
REVENUES:				
Depart 3838-	Loan Proceeds	\$ 11,400,000.00	\$ 11,400,000.00	\$ -
Depart 3980-	Transfer from Other Funds	439,822.00	440,899.10	(1,077.10)
	TOTAL REVENUES	<u>11,839,822.00</u>	<u>11,840,899.10</u>	<u>(1,077.10)</u>
EXPENSES:				
Depart 5920-	Stanly Community College	11,839,822.00	6,501,872.80	5,337,949.20
	TOTAL EXPENSES	<u>11,839,822.00</u>	<u>6,501,872.80</u>	<u>5,337,949.20</u>
	OVER (UNDER) REVENUES	<u>\$ -</u>	<u>\$ 5,339,026.30</u>	<u>\$ (5,339,026.30)</u>
State Capital and Infrastructure 211				
REVENUES:				
Depart 3616-	SCIF Grant	\$ 500,000.00	\$ 500,000.00	\$ -
Depart 3981-	Interest	20,000.00	18,585.57	1,414.43
	TOTAL REVENUES	<u>520,000.00</u>	<u>518,585.57</u>	<u>1,414.43</u>
EXPENSES:				
Depart 9800-	Transfer to Livestock Arena 215	520,000.00	-	520,000.00
	TOTAL EXPENSES	<u>520,000.00</u>	<u>-</u>	<u>520,000.00</u>
	OVER (UNDER) REVENUES	<u>\$ -</u>	<u>\$ 518,585.57</u>	<u>\$ (518,585.57)</u>
Livestock Arena Construction Project 215				
REVENUES:				
Depart 3616-	Civic Center	\$ 1,215,619.00	\$ 790,618.36	\$ 425,000.64
Depart 3980-	Transfer from Other Funds	4,650,908.00	711,767.14	3,939,140.86
	TOTAL REVENUES	<u>5,866,527.00</u>	<u>1,502,385.50</u>	<u>4,364,141.50</u>
EXPENSES:				
Depart 6160-	Agri-Civic Center	5,866,527.00	2,129,636.21	3,736,890.79
	TOTAL EXPENSES	<u>5,866,527.00</u>	<u>2,129,636.21</u>	<u>3,736,890.79</u>
	OVER (UNDER) REVENUES	<u>\$ -</u>	<u>\$ (627,250.71)</u>	<u>\$ 627,250.71</u>
Riverstock Industrial Park Project 217				
REVENUES:				
Depart 3494-	Economic Development	\$ 500,000.00	\$ 171,298.22	\$ 328,701.78
Depart 3980-	Transfer from Other Funds	252,767.00	91,295.32	161,471.68
	TOTAL REVENUES	<u>752,767.00</u>	<u>262,593.54</u>	<u>490,173.46</u>
EXPENSES:				
Depart 4902-	Economic Development	752,767.00	265,942.21	486,824.79
	TOTAL EXPENSES	<u>752,767.00</u>	<u>265,942.21</u>	<u>486,824.79</u>
	OVER (UNDER) REVENUES	<u>\$ -</u>	<u>\$ (3,348.67)</u>	<u>\$ 3,348.67</u>

Stanly County
Comparative Monthly Financial Report
Project Funds
For the Two Months Ended August 31, 2023

		PROJECT AUTHORIZATION	PROJECT TO DATE	PROJECT AMOUNT REMAINING
Public Safety Complex 222				
REVENUES:				
Depart 3980-	Transfer From Others Fund	\$ 500,000.00	\$ 48,927.60	\$ 451,072.40
	TOTAL REVENUES	500,000.00	48,927.60	451,072.40
EXPENSES:				
Depart 4310-	Sheriff	500,000.00	48,927.60	\$ 451,072.40
	TOTAL EXPENSES	500,000.00	48,927.60	451,072.40
	OVER (UNDER) REVENUES	\$ -	\$ -	\$ -
E-911 CAD System Replacement 223				
REVENUES:				
Depart 3980-	Transfer from General Fund	\$ 2,845,732.00	\$ 682,174.13	\$ 2,163,557.87
	TOTAL REVENUES	2,845,732.00	682,174.13	2,163,557.87
EXPENSES:				
Depart 4935-	911 Emergency Communications	2,845,732.00	871,695.46	\$ 1,974,036.54
	TOTAL EXPENSES	2,845,732.00	871,695.46	1,974,036.54
	OVER (UNDER) REVENUES	\$ -	\$ (189,521.33)	\$ 189,521.33
America Rescue Plan Act of 2021 239				
REVENUES:				
Depart 3330-	Intergovt Charge for Svs	\$ 6,099,665.00	\$ 108,154.15	\$ 5,991,510.85
Depart 3981-	Interest	-	442,890.09	(442,890.09)
	TOTAL REVENUES	6,099,665.00	551,044.24	5,548,620.76
EXPENSES:				
Depart 4931-	America Rescue Plan Act	6,099,665.00	464,621.13	5,623,593.87
	TOTAL EXPENSES	6,099,665.00	464,621.13	5,623,593.87
	OVER (UNDER) REVENUES	\$ -	\$ 86,423.11	\$ (74,973.11)
Single Family Rehab 2020 240				
REVENUES:				
Depart 3493-	Indirect Grant	\$ 190,000.00	-	\$ 190,000.00
	TOTAL REVENUES	190,000.00	-	190,000.00
EXPENSES:				
Depart 4930-	Community Grant	190,000.00	16,699.75	\$ 173,300.25
	TOTAL EXPENSES	190,000.00	16,699.75	173,300.25
	OVER (UNDER) REVENUES	\$ -	\$ (16,699.75)	\$ 16,699.75
CDBG 2020 Revitalization Program 246				
REVENUES:				
Depart 3493-	Indirect Grant	\$ 750,000.00	\$ 41,172.93	\$ 708,827.07
	TOTAL REVENUES	750,000.00	41,172.93	708,827.07
EXPENSES:				
Depart 4930-	Community Grant	750,000.00	57,057.79	692,942.21
	TOTAL EXPENSES	750,000.00	57,057.79	692,942.21
	OVER (UNDER) REVENUES	\$ -	\$ (15,884.86)	\$ 15,884.86
Opioid Settlement Funds 252				
REVENUES:				
Depart 3330-	Opioid Settlement Funds	\$ 605,304.00	\$ 331,346.67	\$ 273,957.33
	TOTAL REVENUES	605,304.00	331,346.67	273,957.33
EXPENSES:				
Depart 4932-	Opioid Expense	605,304.00	190,453.21	\$ 414,850.79
	TOTAL EXPENSES	605,304.00	190,453.21	414,850.79
	OVER (UNDER) REVENUES	\$ -	\$ 140,893.46	\$ (140,893.46)

Stanly County
Comparative Monthly Financial Report
Project Funds
For the Two Months Ended August 31, 2023

		PROJECT AUTHORIZATION	PROJECT TO DATE	PROJECT AMOUNT REMAINING
West Stanly WWTP Rehab Project 632				
REVENUES:				
Depart 3710-	Water & Sewer	\$ 7,332,819.00	\$ 7,005,744.43	\$ 327,074.57
	TOTAL REVENUES	<u>7,332,819.00</u>	<u>7,005,744.43</u>	<u>327,074.57</u>
EXPENSES:				
Depart 7120-	Water Systems	7,332,819.00	7,267,374.00	\$ 65,445.00
	TOTAL EXPENSES	<u>7,332,819.00</u>	<u>7,267,374.00</u>	<u>65,445.00</u>
	OVER (UNDER) REVENUES	<u>\$ -</u>	<u>\$ (261,629.57)</u>	<u>\$ 261,629.57</u>
West Stanly WWTP 2.5 MGD Project 633				
REVENUES:				
Depart 3980-	Transfer from Other Funds	\$ 2,677,450.00	\$ 225,094.50	\$ 2,452,355.50
	TOTAL REVENUES	<u>2,677,450.00</u>	<u>225,094.50</u>	<u>2,452,355.50</u>
EXPENSES:				
Depart 7120-	Water Systems	2,677,450.00	306,131.50	\$ 2,371,318.50
	TOTAL EXPENSES	<u>2,677,450.00</u>	<u>306,131.50</u>	<u>2,371,318.50</u>
	OVER (UNDER) REVENUES	<u>\$ -</u>	<u>\$ (81,037.00)</u>	<u>\$ 81,037.00</u>
System Development Fee 640				
REVENUES:				
Depart 3710-	Water & Sewer	\$ 100,000.00	\$ 168,118.00	\$ (68,118.00)
	TOTAL REVENUES	<u>100,000.00</u>	<u>168,118.00</u>	<u>(68,118.00)</u>
EXPENSES:				
Depart 9800-	Transfer to Capital Projects	100,000.00	\$ -	\$ 100,000.00
	TOTAL EXPENSES	<u>100,000.00</u>	<u>-</u>	<u>100,000.00</u>
	OVER (UNDER) REVENUES	<u>\$ -</u>	<u>\$ 168,118.00</u>	<u>\$ (168,118.00)</u>
NC DOT Hwy 24/27/73 East Waterline 643				
REVENUES:				
Depart 3710-	Water & Sewer	\$ 246,000.00	\$ 237,333.38	\$ 8,666.62
Depart 3980-	Transfer	-	-	-
	TOTAL REVENUES	<u>246,000.00</u>	<u>237,333.38</u>	<u>8,666.62</u>
EXPENSES:				
Depart 7120-	Water Systems	246,000.00	\$ 250,780.40	\$ (4,780.40)
	TOTAL EXPENSES	<u>246,000.00</u>	<u>250,780.40</u>	<u>(4,780.40)</u>
	OVER (UNDER) REVENUES	<u>\$ -</u>	<u>\$ (13,447.02)</u>	<u>\$ 13,447.02</u>

Stanly County
Comparative Monthly Financial Report
Project Funds
For the Two Months Ended August 31, 2023

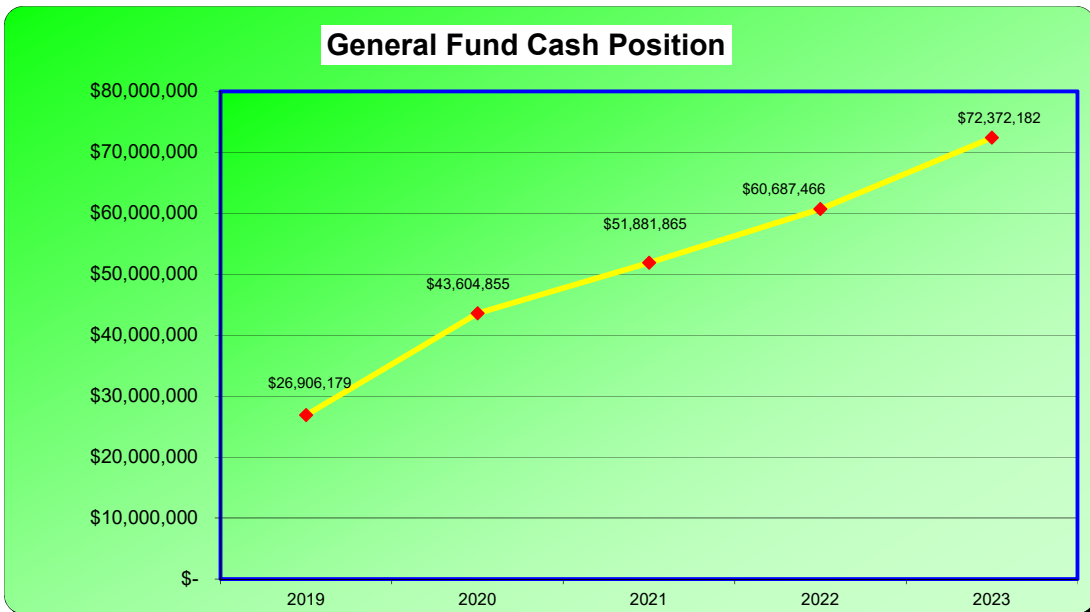
		PROJECT AUTHORIZATION	PROJECT TO DATE	PROJECT AMOUNT REMAINING
Stony Gap Road Water Main 652				
REVENUES:				
Depart 3980-	Transfers From Other Funds	\$ 354,241.00	\$ 99,916.69	\$ 254,324.31
	TOTAL REVENUES	<u>354,241.00</u>	<u>99,916.69</u>	<u>254,324.31</u>
EXPENSES:				
Depart 7120-	Water Systems	354,241.00	102,402.42	\$ 251,838.58
	TOTAL EXPENSES	<u>354,241.00</u>	<u>102,402.42</u>	<u>251,838.58</u>
	OVER (UNDER) REVENUES	<u>\$ -</u>	<u>\$ (2,485.73)</u>	<u>\$ 2,485.73</u>
Meadow Creek Church Road Water 653				
REVENUES:				
Depart 3980-	Transfers From Other Funds	\$ 197,801.00	\$ 50,533.54	\$ 147,267.46
	TOTAL REVENUES	<u>197,801.00</u>	<u>50,533.54</u>	<u>147,267.46</u>
EXPENSES:				
Depart 7120-	Water Systems	197,801.00	56,495.21	\$ 141,305.79
	TOTAL EXPENSES	<u>197,801.00</u>	<u>56,495.21</u>	<u>141,305.79</u>
	OVER (UNDER) REVENUES	<u>\$ -</u>	<u>\$ (5,961.67)</u>	<u>\$ 5,961.67</u>
Palestine Water Pump Station Rep 654				
REVENUES:				
Depart 3720-	Utility Project Revenues	\$ 1,547,304.00	\$ 819,228.86	\$ 728,075.14
Depart 3980-	Transfers From Other Funds	38,048.00	38,047.39	0.61
	TOTAL REVENUES	<u>1,585,352.00</u>	<u>857,276.25</u>	<u>728,075.75</u>
EXPENSES:				
Depart 7120-	Water Systems	1,585,352.00	1,233,955.21	\$ 351,396.79
	TOTAL EXPENSES	<u>1,585,352.00</u>	<u>1,233,955.21</u>	<u>351,396.79</u>
	OVER (UNDER) REVENUES	<u>\$ -</u>	<u>\$ (376,678.96)</u>	<u>\$ 376,678.96</u>
Countywide Sewer Master Plan 656				
REVENUES:				
Depart 3720-	Utility Project Revenues	\$ 150,000.00	-	\$ 150,000.00
	TOTAL REVENUES	<u>150,000.00</u>	<u>-</u>	<u>150,000.00</u>
EXPENSES:				
Depart 7120-	Water Systems	150,000.00	-	\$ 150,000.00
	TOTAL EXPENSES	<u>150,000.00</u>	<u>-</u>	<u>150,000.00</u>
	OVER (UNDER) REVENUES	<u>\$ -</u>	<u>\$ -</u>	<u>\$ -</u>
Bost Road Water Extension 660				
REVENUES:				
Depart 3980-	Transfers From Other Funds	\$ 365,500.00	\$ 340,801.59	\$ 24,698.41
	TOTAL REVENUES	<u>365,500.00</u>	<u>340,801.59</u>	<u>24,698.41</u>
EXPENSES:				
Depart 7120-	Water Systems	365,500.00	340,801.59	\$ 24,698.41
	TOTAL EXPENSES	<u>365,500.00</u>	<u>340,801.59</u>	<u>24,698.41</u>
	OVER (UNDER) REVENUES	<u>\$ -</u>	<u>\$ -</u>	<u>\$ -</u>

Stanly County
Comparative Monthly Financial Report
Project Funds
For the Two Months Ended August 31, 2023

		PROJECT AUTHORIZATION	PROJECT TO DATE	PROJECT AMOUNT REMAINING
Liberty Hill Water Booster Pump 661				
REVENUES:				
Depart 3710-	Operating Revenues	\$ 1,412,051.00	\$ 1,412,051.00	\$ -
Depart 3980-	Transfers From Other Funds	312,700.00	38,552.35	274,147.65
	TOTAL REVENUES	<u>1,724,751.00</u>	<u>1,450,603.35</u>	<u>274,147.65</u>
EXPENSES:				
Depart 7120-	Water Systems	1,724,751.00	1,419,253.33	\$ 305,497.67
	TOTAL EXPENSES	<u>1,724,751.00</u>	<u>1,419,253.33</u>	<u>305,497.67</u>
	OVER (UNDER) REVENUES	<u>\$ -</u>	<u>\$ 31,350.02</u>	<u>\$ (31,350.02)</u>
Richfield Sewer Improvement Project 663				
REVENUES:				
Depart 3710-	NC DEQ Grant	\$ 1,215,200.00	-	\$ 1,215,200.00
	TOTAL REVENUES	<u>1,215,200.00</u>	<u>-</u>	<u>1,215,200.00</u>
EXPENSES:				
Depart 7120-	Water Systems	1,215,200.00	142,142.00	\$ 1,073,058.00
	TOTAL EXPENSES	<u>1,215,200.00</u>	<u>142,142.00</u>	<u>1,073,058.00</u>
	OVER (UNDER) REVENUES	<u>\$ -</u>	<u>\$ (142,142.00)</u>	<u>\$ 142,142.00</u>
Utility Meter Replacements 664				
REVENUES:				
Depart 3980-	Transfer From Other Funds	650,000.00	-	650,000.00
	TOTAL REVENUES	<u>650,000.00</u>	<u>-</u>	<u>650,000.00</u>
EXPENSES:				
Depart 7120-	Water Systems	650,000.00	73,558.50	576,441.50
	TOTAL EXPENSES	<u>650,000.00</u>	<u>73,558.50</u>	<u>576,441.50</u>
	OVER (UNDER) REVENUES	<u>\$ -</u>	<u>\$ (73,558.50)</u>	<u>\$ 73,558.50</u>
Airport Emergency Training Center 684				
REVENUES:				
Depart 3453-	SCIF Grant	\$ 14,000,000.00	-	\$ 14,000,000.00
Depart 3453-	Department of Insurance	-	3,000,000.00	(3,000,000.00)
Depart 3980-	Investment	-	1,092,612.64	(1,092,612.64)
	TOTAL REVENUES	<u>14,000,000.00</u>	<u>4,092,612.64</u>	<u>9,907,387.36</u>
EXPENSES:				
Depart 4530-	Airport Operating	14,000,000.00	1,930,916.74	12,069,083.26
	TOTAL EXPENSES	<u>14,000,000.00</u>	<u>1,930,916.74</u>	<u>12,069,083.26</u>
	OVER (UNDER) REVENUES	<u>\$ -</u>	<u>\$ 2,161,695.90</u>	<u>\$ (2,161,695.90)</u>
Airport DOI Projects 685				
REVENUES:				
Depart 3980-	Transfe from Other Funds	\$ 300,000.00	219,639.96	80,360.04
	TOTAL REVENUES	<u>300,000.00</u>	<u>219,639.96</u>	<u>80,360.04</u>
EXPENSES:				
Depart 4530-	Airport Operating	300,000.00	228,145.96	71,854.04
	TOTAL EXPENSES	<u>300,000.00</u>	<u>228,145.96</u>	<u>71,854.04</u>
	OVER (UNDER) REVENUES	<u>\$ -</u>	<u>\$ (8,506.00)</u>	<u>\$ 8,506.00</u>

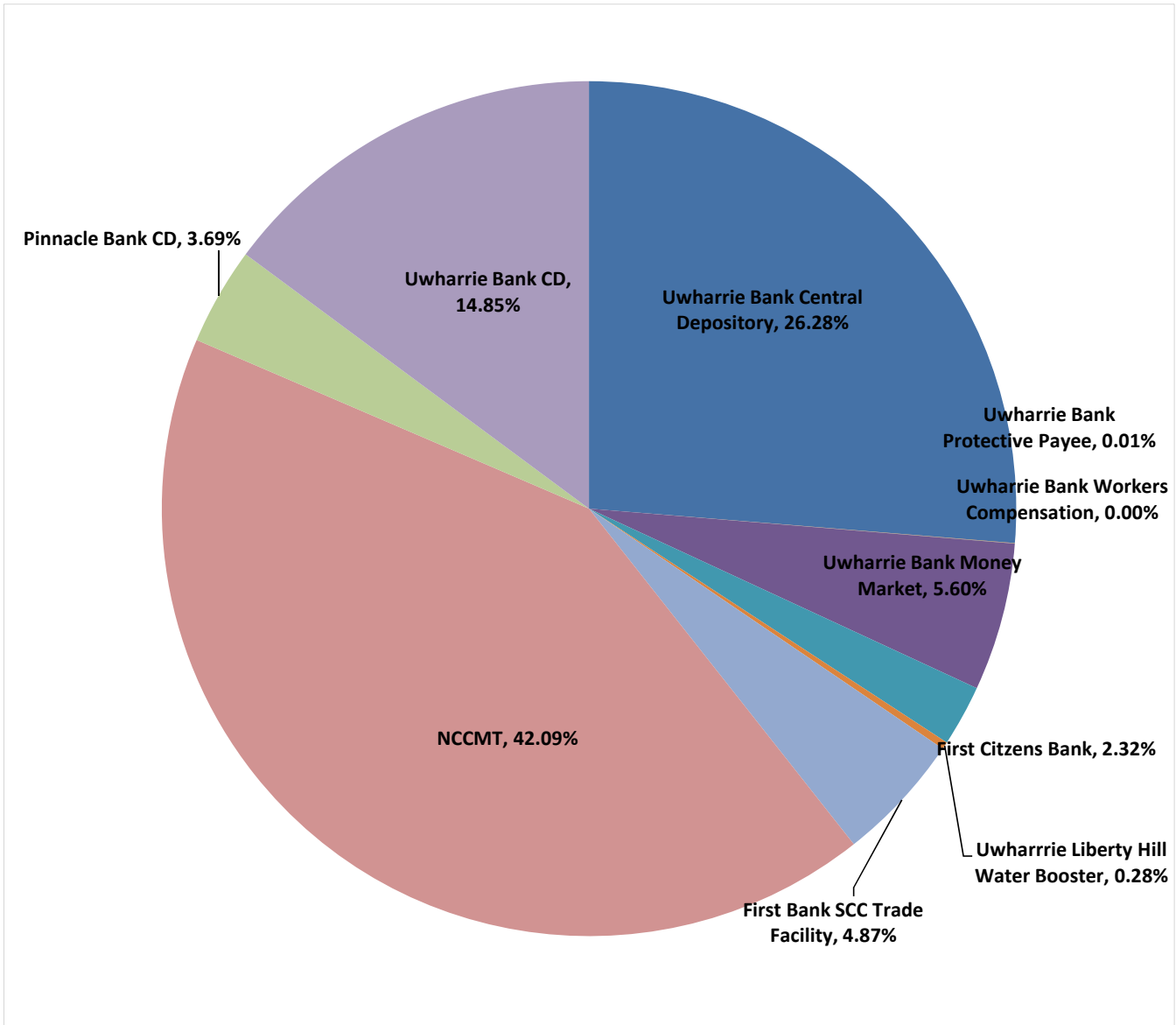
Stanly County
Comparative Cash Position Report
August 31, 2023 Compared with August 31, 2022

	Current 8/31/2023	Prior 8/31/2022	Increase (Decrease)
110 General Fund	72,372,181.92	60,687,466.02	11,684,715.90
210 SCC Trade Facility	(1,456,571.51)	(15.62)	(1,456,555.89)
211 State Capital Infrastructure Fund	518,585.57	501,183.40	17,402.17
215 Livestock Arena Construction Pro	(627,250.71)	681,569.57	(1,308,820.28)
217 Riverstone Industrial Park Proje	(3,348.67)	(2,118.97)	(1,229.70)
220 Agri-Civic Ctr Lobby Floor Renov	-	-	-
222 Public Safety Complex	-	-	-
223 E-911 CAD System Replacement	(189,521.33)	-	(189,521.33)
239 American Rescue Plan Act of 2021	12,177,597.96	12,147,400.38	30,197.58
240 Single Family Rehab 2014	(16,699.75)	(16,699.75)	-
246 CDBG-2020 Revitalization Program	(15,884.86)	-	(15,884.86)
252 Opioid Settlement Funds	746,197.24	179,697.06	566,500.18
260 Emergency Telephone System Fund	152,171.88	71,947.83	80,224.05
295 Fire Districts	2,658,670.73	2,217,780.23	440,890.50
611 Greater Badin Operating	479,905.85	361,689.78	118,216.07
614 Badin Inn Water Extension	-	-	-
621 Piney Point Operating	356,154.78	387,859.77	(31,704.99)
631 West Stanly WWTP	1,039,518.87	938,857.72	100,661.15
632 West Stanly WWTP Rehab Project	(261,629.57)	(285,785.07)	24,155.50
633 WS WWTP 2.5 MGD Expansion	(81,037.00)	-	(81,037.00)
640 System Development Fee's	715,783.59	-	715,783.59
641 Utility Operating	1,368,464.29	1,430,868.14	(62,403.85)
643 NCDOT Hwy24/27/73 East Waterline	(13,447.02)	(1,506.00)	(11,941.02)
652 Stony Gap Road Water Main	(2,485.73)	-	-
653 Meadow Creek Church Road Water	(5,961.67)	-	-
654 Palestine Water Pump Station Rep	(376,678.96)	(376,678.96)	-
655 Countywide Water Master Plan	-	(13,118.25)	13,118.25
660 Bost Road Water Main Extension	-	-	-
661 Liberty Hill Water Booster Pump	(352,790.69)	(76,498.47)	(276,292.22)
662 Millingport Rd Transmission	-	-	-
663 Richfield Sewer Improvement Proj	(142,142.00)	(67,192.00)	(74,950.00)
664 Utility Meter Replacements	(73,558.50)	-	(73,558.50)
671 Airport Operating	393,994.19	264,031.67	129,962.52
675 Airport Area Broadband Connect	-	-	-
680 Group Health Fund	5,244,513.35	5,066,188.15	178,325.20
682 Airport Obstruction Removal	-	5,226.50	(5,226.50)
683 Airfield Lighting Control System	-	(6,387.38)	6,387.38
684 Airport Emergency Training Ctr	30,161,695.90	31,043,979.48	(882,283.58)
685 Airport DOI Projects	(8,506.00)	-	(8,506.00)
710 Protective Payee	-	-	-
720 Fines & Forfeiture Agency	-	-	-
730 Deed of Trust Fee	4,389.60	5,375.40	(985.80)
740 Sheriff Court Executions	161.16	105.76	55.40
760 City and Towns Tax Fund	8,366,974.66	7,729,662.80	637,311.86
770 3% Vehicle Property Tax	-	-	-
	<u>\$ 133,129,447.57</u>	<u>\$ 122,874,889.19</u>	<u>10,254,558.38</u>



**Stanly County
Investment Report
For the Two Months Ended August 31, 2023**

BANK:	Balance per Bank <u>at 8/31/23</u>	% <u>of investment</u>	Purchase <u>Date</u>	Maturity <u>Date</u>	% <u>Yield</u>	Time of Certificate <u>of Deposit</u>
Uwharrie Bank Central Depository	\$ 36,645,044.61	26.28%			4.75%	
Uwharrie Bank Workers Compensation	5,000.00	0.00%			N/A	
Uwharrie Bank Protective Payee	15,023.79	0.01%			4.75%	
Uwharrie Bank Money Market	7,809,800.95	5.60%			4.75%	
First Citizens Bank	3,232,265.19	2.32%			1.35%	
Uwharrie Liberty Hill Water Booster	384,140.71	0.28%			N/A	
First Bank SCC Trade Facility	6,795,597.81	4.87%			N/A	
NCCMT	58,688,368.27	42.09%			5.25%	
Pinnacle Bank CD	5,143,227.29	3.69%	7/25/2023	1/25/2024	4.96%	6 months
Uwharrie Bank CD	20,706,722.43	14.85%	3/30/2023	9/30/2023	4.84%	6 months
Totals	\$ 139,425,191.05					



Stanly County
Fund Balance Calculation
As of August 31, 2023

Available Fund Balance

Cash & Investments		\$72,375,770
Liabilities (w/out deferred revenue)		1,702,824
Deferred Revenue (from cash receipts)		44,175
Encumbrances		3,195,623
Due to Other Governments		90,543
		90,543
 Total Available		\$ 67,342,605

General Fund Expenditures

Expenditures		\$ 87,214,941
		87,214,941
 Total Expenditures		\$ 87,214,941

Total Available for Appropriation

Total Available		\$ 67,342,605
Total Expenditures		87,214,941
		87,214,941
		Available for Appropriation 77.21%