

Stanly County Commuting Report, 2014

OVERALL INFLOW OUTFLOW ANALYSIS

Resident Flow (Live/Work in Stanly County)	Jobs
Resident Live/Work in Stanly	9,723
Worker inflow	7,893
Resident Outflow	13,468
Net Flow	-5,575

COMMUTING FLOW ANALYSIS BY EARNING, AGE AND INDUSTRY GROUP

Earnings Group	Worker Inflow	Percent of Total	Resident Worker	Percent of Total	Resident Outflow	Percent of Total	Net Flow
Jobs earning \$1,250 per month or less	2,655	33.6%	2,650	27.3%	3,128	23.2%	-473
Jobs earning \$1,251 to \$3,333 per month	3,275	41.5%	4,440	45.7%	5,832	43.3%	-2,557
Jobs earning more than \$3,333 per month	1,963	24.9%	2,633	27.1%	4,508	33.5%	-2,545

Age Group	Worker Inflow	Percent of Total	Resident Worker	Percent of Total	Resident Outflow	Percent of Total	Net Flow
Jobs of workers age 29 or younger	1,996	25.3%	1,953	20.1%	2,909	21.6%	-913
Jobs for workers age 30 to 54	4,243	53.8%	5,578	57.4%	7,928	58.9%	-3,685
Jobs for workers age 55 or older	1,654	21.0%	2,192	22.5%	2,631	19.5%	-977

Industry Group	Worker Inflow	Percent of Total	Resident Worker	Percent of Total	Resident Outflow	Percent of Total	Net Flow
Jobs in Goods Producing industries	1,617	20.5%	2,530	26.0%	2,698	20.0%	-1,081
Jobs in Trade, Transportation, and Utilities industries	1,946	24.7%	1,014	10.4%	2,902	21.5%	-956
Jobs in All Other Services industries	4,330	54.9%	6,179	63.6%	7,868	58.4%	-3,538

COMMUTING BY TOP 10 COUNTIES AND BY STATE

Workers Coming Into Stanly County

Resident County	Jobs	Percent of Inflow Jobs	Percent of All County Jobs
Cabarrus County, North Carolina	985	12.5%	5.6%
Mecklenburg County, North Carolina	800	10.1%	4.5%
Anson County, North Carolina	760	9.6%	4.3%
Rowan County, North Carolina	699	8.9%	4.0%
Montgomery County, North Carolina	567	7.2%	3.2%
Union County, North Carolina	476	6.0%	2.7%
Davidson County, North Carolina	232	2.9%	1.3%
Randolph County, North Carolina	185	2.3%	1.1%
Gaston County, North Carolina	176	2.2%	1.0%
Moore County, North Carolina	169	2.1%	1.0%

Workers Coming into Stanly County by State

State	State Resident Workers	Percent of Inflow Jobs	Percent of All County Jobs
North Carolina	7,478	94.7%	42.5%
Virginia	44	0.6%	0.2%
Georgia	14	0.2%	0.1%
Tennessee	13	0.2%	0.1%

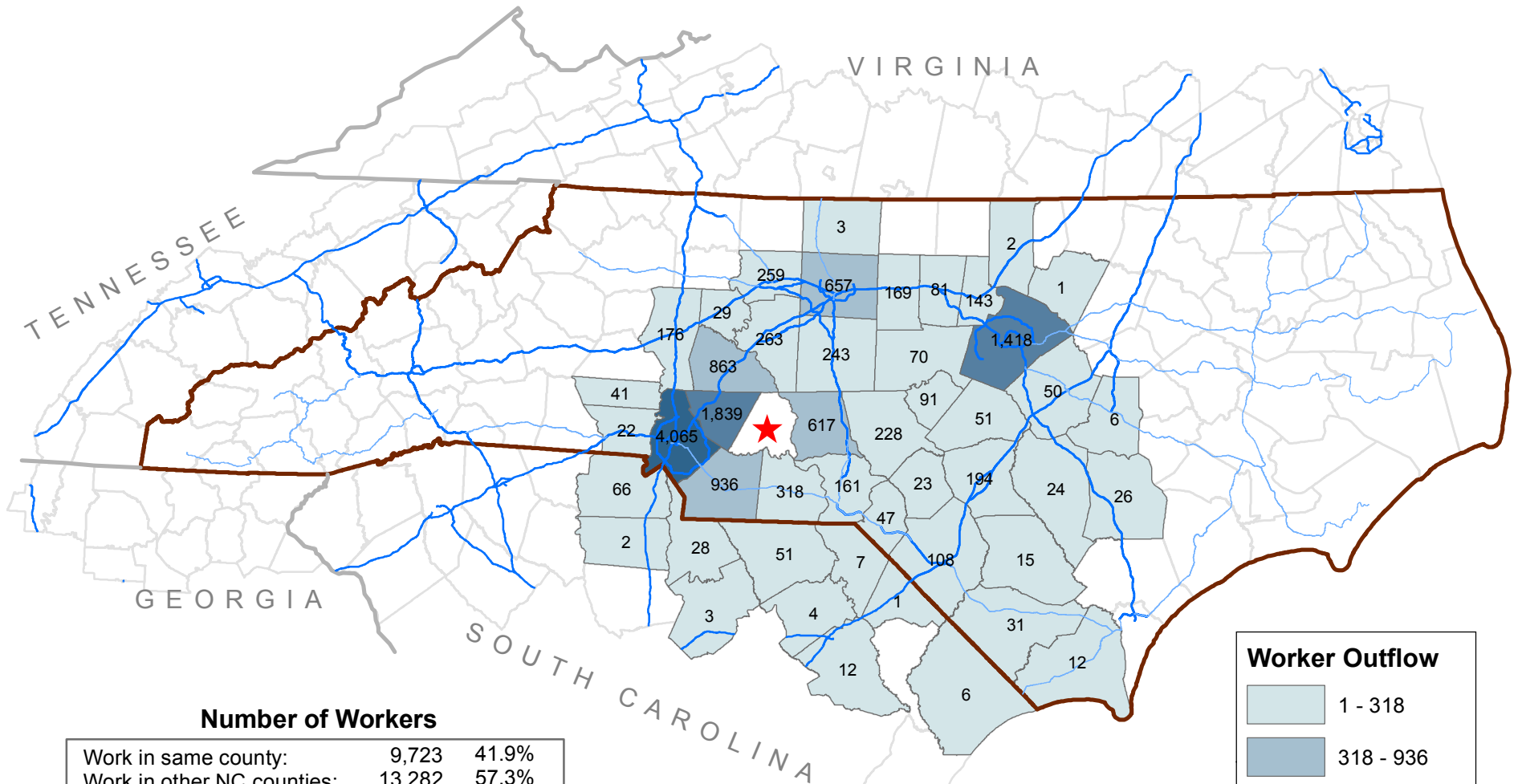
Residents Working Out of Stanly County

Workplace County	Jobs	Percent of Outflow Jobs	Percent of All County Jobs
Mecklenburg County, North Carolina	4,065	30.2%	23.1%
Cabarrus County, North Carolina	1,839	13.7%	10.4%
Wake County, North Carolina	1,418	10.5%	8.0%
Union County, North Carolina	936	6.9%	5.3%
Rowan County, North Carolina	863	6.4%	4.9%
Guilford County, North Carolina	657	4.9%	3.7%
Montgomery County, North Carolina	617	4.6%	3.5%
Anson County, North Carolina	318	2.4%	1.8%
Davidson County, North Carolina	263	2.0%	1.5%
Forsyth County, North Carolina	259	1.9%	1.5%

Residents Working Out of Stanly County by State

State	State Resident Workers	Percent of Outflow Jobs	Percent of All County Jobs
North Carolina	13,282	98.6%	75.4%

Workers Commuting out of Stanly County, North Carolina



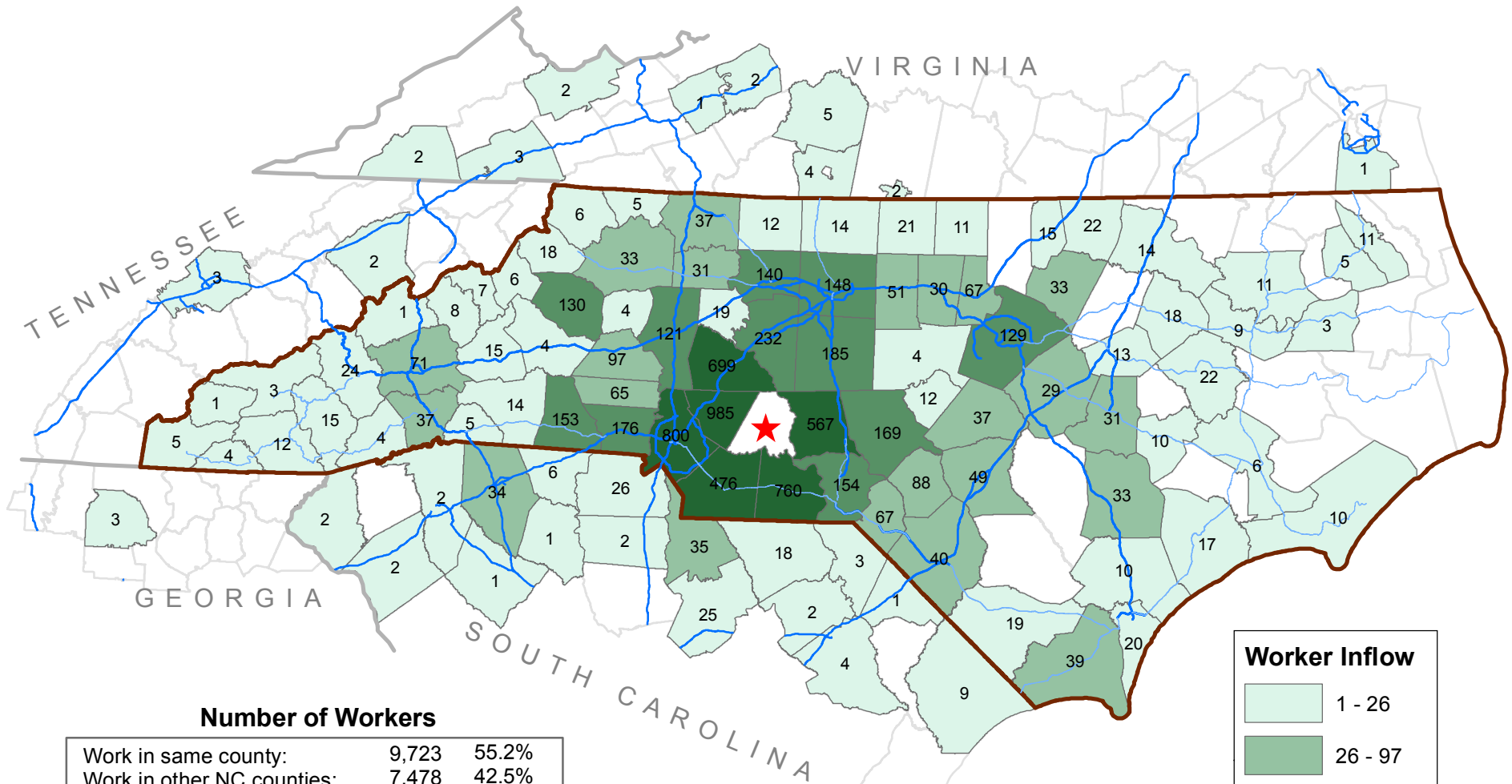
Number of Workers

Work in same county:	9,723	41.9%
Work in other NC counties:	13,282	57.3%
Work in VA:	0	0.0%
Work in TN:	0	0.0%
Work in GA:	0	0.0%
Work in SC:	186	0.8%
Work in all other States	0	0.0%
Total:	23,191	100%

Worker Outflow

1 - 318
318 - 936
936 - 1,839
1,839 - 4,065

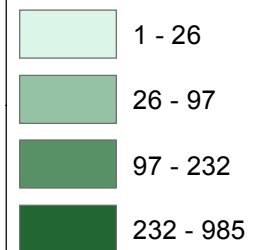
Workers Commuting into Stanly County, North Carolina



Number of Workers

Work in same county:	9,723	55.2%
Work in other NC counties:	7,478	42.5%
Work in VA:	44	0.2%
Work in TN:	13	0.1%
Work in GA:	14	0.1%
Work in SC:	222	1.3%
Work in all other States	122	0.7%
Total:	17,616	100%

Worker Inflow



Data Source: US Census Bureau, Center for Economic Studies, LODS, 2011.
Map Created in June, 2014

60
Miles



**NORTH
CAROLINA**
DEPARTMENT OF COMMERCE