STANLY COUNTY
NORTH CAROLINA

Water, Air, Land, Success.

2020 2021

Adopted Operating Budget

STANLY COUNTY, NORTH CAROLINA
RECOMMENDED ANNUAL OPERATING BUDGET
FOR FISCAL YEAR 2020-2021
TABLE OF CONTENTS

Page No.

INTRODUCTION

Budget-in-Brief ..... i-ii
Budget Message ..... iii-xiv
Budget Summary by Agency Comparison xv
Budget Summary by Agency Funding Source xvi
What You Would Pay For xvii
Department Enhancement Request ..... xviii-xxi
List of Elected and Appointed Officials xxii
Budget Ordinance ..... xxiii-xxviii

GENERAL FUND

Summary of Revenues and Expenses
Comparative Revenue Summary Original Budget 2020 with
Recommended Budget 2021 1
Revenue Summary by Source 2
Revenues by Source 3-11
Comparative Expense Summary Original Budget 2020 with
Recommended Budget 2021 12
Expenses Summary by Function 13

General Fund Departments:

Administration 16
Aging Services 65-68
Agri Civic Center 76
Animal Control 40
Attorneys 20
Clerk of Court 21
Central Permitting 52
Community College 73
Contingency 80
Cooperative Extension 54
District Attorney 23
Debt Service 78
Economic Development 49
Elections 24
Emergency Operations – E 911 41
Emergency Services 34-37
Facilities Management 27
Finance 17
Forestry 46
Governing Body 15
Health & Human Service 56
Health 57-61
Information Technology 26

Page No.

General Fund Departments (continued):
Inspections 38
Judge's Office 22
Juvenile Justice 33
Library 75
Medical Examiner 39
Occupancy Tax 50
Piedmont Area Mental Health 62
Planning and Zoning 51
Public Schools 72
Register of Deeds 25
Rocky River RPO 53
Senior Services 69
Sheriff Operations and Jail 28-32
Social Services 63-64
Soil and Water Conservation 47
Solid Waste Services 45
Special Appropriations 77
Tax Administration 18
Tax Revaluation 19
Transfers to other Funds 79
Transportation Services 42-43
Veteran's Officer 70

Special Revenue Funds:
Emergency Telephone E-911 81
Fire Districts 82

Enterprise Funds:
Greater Badin Water and Sewer 83-84
Piney Point Water 85
West Stanly Waste Water Treatment Plant 86-87
Stanly County Utility 88-91
Airport 92-93

Fee Schedule:
Agri Civic Center 94
Airport 95
Animal Control 95
Central Permitting "Commercial" 96-99
Central Permitting "Residential" 100-103
Dental Clinic 104
Elections 105
Emergency Medical Services 106

Page No.

Fee Schedule (continued):

Finance 106
Fire Services 107-108
GIS 108
Health 109-110
Home Health 111
Library 111
Register of Deeds 112
Sheriff's Office 113
Solid Waste 113
Tax Assessor 113
Transportation 113
Utilities 114-115

STANLY COUNTY
NORTH CAROLINA
Water. Air. Land. Success.

THIS PAGE LEFT INTENTIONALLY BLANK

STANLY COUNTY NORTH CAROLINA *Water. Air. Land. Success.*

FY 2020-2021 BUDGET-IN-BRIEF

Vision: Cultivate and sustain a community environment where children and adults learn, families and businesses thrive and our residents are healthy and safe.

Mission: With visionary leadership and professional staff, work to ensure overall public safety, protect and promote health and well-being, effectively carry out services mandated by State Statutes, grow the economy, encourage education and enhance the quality of life for all citizens.

STRATEGIC GOALS

Enhance Education & Literacy
Ensure Public Safety, Health and Wellness
Promote Culture & Recreational Opportunities
Enhance Job Opportunities & Grow the Local Economy
Protect Natural Resources and the Environment to Improve the Quality of Life
Effectively Plan Infrastructure for Growth to Minimize the Cost of Services
Enhance Services that Allow for Aging in Place and Improve Access to Public Transportation
Protect Assets, Minimize Risk and Leverage the Use of Technology to Improve Organizational Productivity
Be Good Stewards of Tax Dollars
Engage Citizens to Better Understand Who We Are and to Create a Culture of Transparency

Budget Highlights:

- Ad valorem tax revenue is projected to increase by $995,840 (3%)
- Sales tax revenue is anticipated to increase by $810,380 (65% is Article 40, 42 & 46 reserves from prior FYs)
- Decrease of $220,000 in facility maintenance funding due to the decline in anticipated revenue
- Demand for services – education, public safety, emergency services is increasing faster than expected revenue
- Mandated retirement increases from the State will increase expenditures by over $320K
- A 2.0% COLA for employees
- Education funding represents 36.4% ($17.7 million) of all local dollars in the adopted budget

Government at a Glance

$5.11 Billion Tax Base

76+ Million Budget

450+ Employees

26 Departments

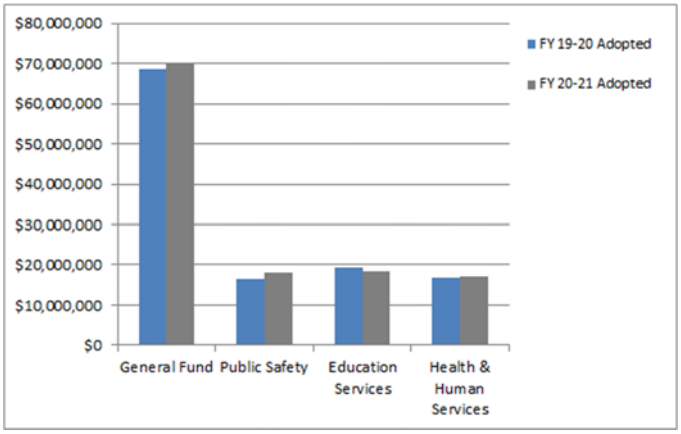

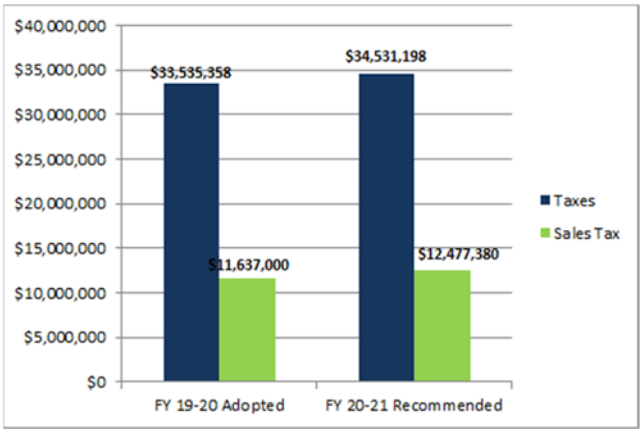

Major Projects Planned for FY 2020-2021

- **Stanly Community College Trades Facility** Estimated Cost $7.5 million
- **West Stanly WWTP Renovation** Estimated Cost $4.0 Million

Significant Enhancements & Initiatives for FY 2020-2021

Department	Program Title	Estimated Cost
EMS	Ambulance Replacement	$729,300 *(financed in FY 20-21)*
Sheriff's Office	Vehicle Replacement	$304,600 *(financed in FY 20-21)*
SCUSA	Vehicle Replacement	$204,450
Stanly County Schools	Additional Operational Funding	$171,824
EMS	Supervisor/QRV Replacement	$155,000
Dental	New Hygienist position	$62,641
EMS	Stretcher replacement	$38,816
EMS	Community paramedic program	$29,077
Agri-Civic Center	Replace 30+ yr. old marquee sign	$25,000

For more details, the Stanly County Recommended Budget is available on line at www.stanlycountync.gov

STANLY COUNTY
NORTH CAROLINA

Budget Transmittal Letter

June 23, 20202

To: The Stanly County Board of County Commissioners and the Residents of Stanly County

Subject: Budget Message

In late February 2020 the Board held its annual strategic planning meeting to establish priorities for FY 2020-2021 Budget. However, many of the items the Board discussed have been deferred as a result of the CoVID-19 pandemic that struck our country and local community in mid-March 2020. As such, the current economic conditions are not favorable and unemployment is the highest it has been since the Great Recession. The revenue picture moving into FY 2020-2021 is very unclear. Fortunately, the County has healthy financial reserves that can mitigate any lost revenue or unanticipated expenses over the next several months. With this said, the FY 2020-2021 budget primarily maintains the status quo for county operations.

The Adopted Budget is once again based on a tax rate of $0.67 cents. The tax rate will remain the same for a 14th consecutive year.

Similar to the past twelve (12) fiscal years, the Adopted Budget has been developed using a modified approach to a zero based budgeting. The five (5) year expenditure trend for each line item in the budget was carefully scrutinized. Numerous line items were reduced to ensure consistency with actual spending patterns in prior years. The rationale for this approach is to build a budget that is fiscally responsible and sustainable moving into FY 2021-2022 and beyond.

Aligning the Budget w/Board Goals

The Adopted Budget aligns funding with the Board established goals. However, many project and initiatives were deferred due to the uncertain revenue forecast. Below is a summary:

Goal	Funding Enhancement
Enhance education & literacy	**$171,800** (1.5%) additional funding for K-12 public schools operational budget.
Enhance education & literacy	**$100,000** additional funds to cover the anticipated expenses for the proposed Trades facility design and construction drawings. $400,000 was re-allocated to also offset the anticipated cost of the architectural services.
Ensure public safety, health & wellness	**$20,000** to enhance and provide full year funding for the inmate life skills program that appears to be having an impact on recidivism based on initial reports.

Ensure public safety, health & wellness	The replacement of three (3) ambulances to ensure EMS has the vehicles to reliably respond in a timely manner when needed.
Ensure public safety, health & wellness	Lease purchase of body cameras for all field operation deputies in the Sheriff's Office and additional funding to replace mobile cameras in multiple patrol cars.
Ensure public safety, health & wellness	The replacement of seven (7) Sheriff's Office patrol vehicles and one (1) Dodge pick-up to assist with lake patrol to ensure all calls for assistance can be made in a reliable and timely manner.
Ensure public safety, health & wellness	Additional funding for the Dental program to hire another dental hygienist so more pediatric patients can be seen annually.
Be good stewards of taxpayer dollars	No tax increase for the **14th** consecutive year
Be good stewards of taxpayer dollars	Reallocation of the Utility customer service and accounting staff under the supervision of the Central Permitting Director to increase accountability and enhance revenue collection.

Prior to proceeding, it is important to recognize the Department Heads that continue to exercise sound fiscal judgment. We would be remiss not to thank all County staff for their commitment to the budget process, especially those who spent many hours in the development and preparation of this budget document.

Ad Valorem Tax Revenue Analysis

The County's tax base demonstrated both residential and commercial growth over the past twelve (12) months. In fact, the real and personal property increase was higher than the prior fiscal year. The tax base growth is helpful for off-setting the 2%+ mandated retirement match increase from the Local Government Employees Retirement System (LGERS) and cost of living increase for employees. An explanation of the increase is included below:

- Increase real and business personal property = $ 840,045
- Increase in motor vehicle = $ 199,995

Total **$1,040,040**

Sales Tax and General Fund Balance Appropriation Analysis

The County's sales tax revenue is budgeted to increase by $810,380 (7%) from the FY 2019-2020 Adopted budget. Please note $530,000 of the $810,380 (65%) is associated with reserves from prior year Article 40, 42 and 46 proceeds. These funds are appropriated into the School System's capital outlay fund and to help cover the cost of architectural services for the proposed Trades facility at Stanly Community College.

A total of $660,000 is anticipated from the Article 44 tax implemented by the NC General Assembly in FY 2016-2017. This is a decrease of $10,000. These funds must be appropriated for public schools, economic development or the community college. A total of $500,000 is appropriated to the Stanly County Schools, $110,000 to cover the debt service associated with the Riverstone industrial site and an additional $50,000 to offset tax incentive grants for business and industry in the economic development budget.

The County's available fund balance continues to be in a very strong financial position. The County is in a positon to reinvest a portion of this savings in FY 2020-2021. The General Fund balance appropriation is $1,730,183. This is a decrease of $980,889 (36%) from the FY 2019-2020 Adopted budget.

FY 2020-2021 Adopted Budget – General Fund

The FY 2020-2021 Adopted Budget provides $69,816,696 in total funding. This represents an increase of $1,137,118 (1.65%) from the FY 2019-2020 Adopted Budget. The proposed 1.65% increase is relatively consistent with the Consumer Price Index increase of 1.29% for the South Atlantic area of the United States between March 2019 and March 2020.

Below please find a graph illustrating the adopted budget total in comparison to the adopted budget in past fiscal years.

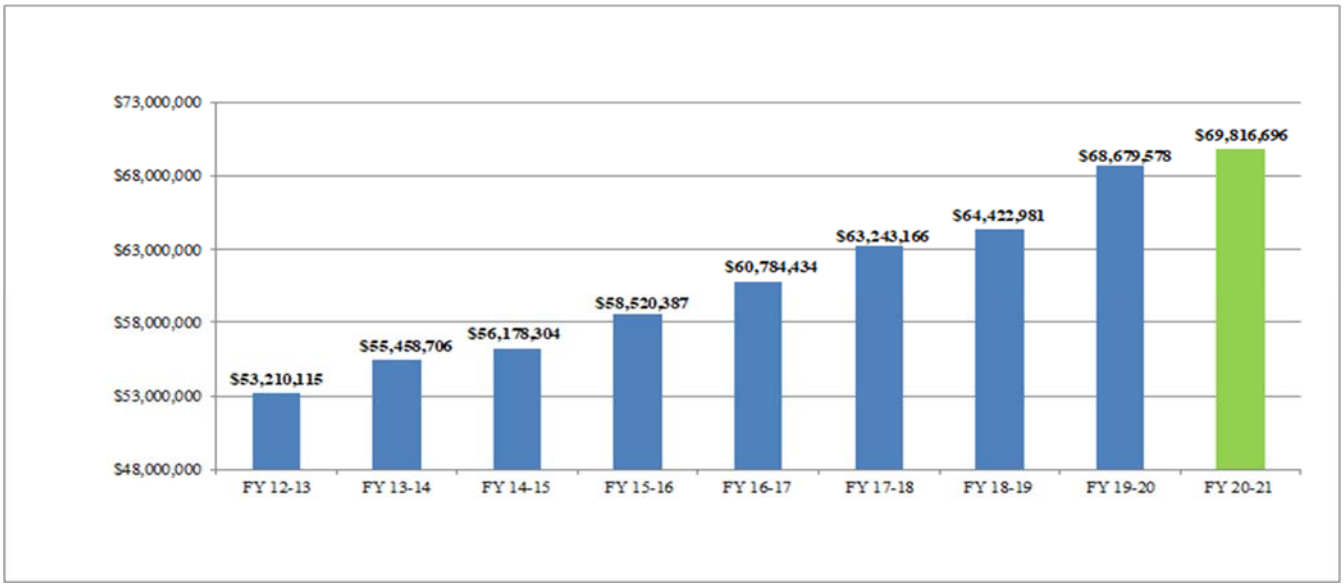

Stanly County's assessed valuation (tax base) is projected to increase by $150 million (3%) in FY 2020-2021, and the real and business personal property ad valorem tax revenue is based on a collection rate of 97.47%. The motor vehicle property tax revenue is based on a collection rate of 99.5%. One penny on the tax rate will generate approximately $499,681 in FY 2020-2021.

It is important to note 84% ($58.79 million) of the adopted General Fund budget is appropriated for mandated services. Mandated services include, but are not limited to, social services, public health, debt service, juvenile & adult detention, law enforcement, and education.

The General Fund is supported by $34,531,198 in ad valorem tax revenue. This revenue source includes both current year and past due tax collection revenues. This is a $995,840 (3%) increase from the FY 2019-2020 Adopted budget.

A comparison of a couple County revenue sources for FY 2019-2020 versus the FY 2020-2021 adopted budget can be found below:

Revenue Source	FY 2019-2020 Adopted	FY 2020-2021 Adopted	Difference	% Increase/Decrease
Ad Valorem	$33,535,358	$34,531,198	$995,840	3%
Sales Tax	11,637,000	12,477,380	810,380	7%
TOTAL	**$45,172,358**	**$47,008,578**	**$1,806,220**	**4%**

Major Expenditure Changes for FY 2020-2021

The major expenditure changes (approximately $100,000 or greater) for the FY 2020-2021 adopted budget are as follows:

Increase for 2% Employee COLA	**$422,000**
Increased debt service due to new EMS base & ambulances	**335,750**
Increase for Mandated Local Government Retirement System Match	**322,000**
Increase for Stanly County School Current Expense/Operations	**171,800**
Increase of Insurance Proceed to Purchase Replacement EMS Vehicles	**155,000**
Increase for Annualized Merit Increases from FY 2019-2020	**150,000**
Increase for Jail Salary miscalculation (underfunded in FY 2019-2020)	**127,000**
Increase for 911 Salary miscalculation (underfunded in FY 2019-2020)	**114,000**
Increase for Stanly Community College Architectural Expenses	**100,000**
Reduction in One-Time Capital Outlay & Technology Purchases for Stanly County Schools	**(-1,248,405)**
Decrease in Facility Maintenance Funding	**(-220,000)**
Reduction in Contingency – No Merit Allocated in FY 2020-2021	**(-150,000)**

Education Services

The current expense, debt service, insurance payment allocation for Stanly Community College (SCC) is $1,512,712. This figure is $400,000 (21%) lower than the allocation in FY 2019-2020. However, the full $400,000 plus an additional $100,000 (total of $500,000) is appropriated for the expense associated with architectural and design for the proposed new Trades facility. Stanly Community College also will receive a $160,000 capital outlay allocation.

The Stanly County School (SCS) system requested a $3,435,179 (28%) increase in their combined current expense, teacher supplement grant and Article 44 funding for FY 2020-2021. The Board appropriated a total of $11,608,310 (1.5% increase) for these operational line items. $1.171 million of the $11.6 million will be generated by the Article 46 (1/4 cent) sales tax revenue source. SCS also sought a capital outlay appropriation of $4,025,000. The County is mandated by General Statutes to provide a set percentage of the County's sales tax revenue from Articles 40 and 42 for capital outlay in the public school system. As such, SCS is set to receive $2.515 million from FY 20-21 Article 40 & 42 revenue, $305,000 from accrued prior year Article 40 & 42 revenue and an additional $125,000 from Article 46 reserves anticipated to be accrued in FY 2019-2020. Combined the capital outlay appropriation is $2.945 million.

Below please find a table that illustrates how the revenue and expense for Article 44, Article 46, Article 40 and Article 42 is appropriated in FY 2020-2021:

Sales Tax Articles	***Projected Revenue***	***FY 2020-2021Approved Expense***
Article 40	$1,084,000 (includes $115,900 from prior year reserves)	SCS Capital Outlay - $1,084,000
Article 42	$1,736,000 (includes $189,100 from prior year reserves)	SCS Capital Outlay - $1,736,000
Article 44	$660,000	SCS – Article 44 Sales Tax Allocation - $500,000 EDC – Riverstone Debt Service - $110,000 EDC – Grants & Incentives - $50,000
Article 46	$1,896,000 (includes $225,000 from prior year reserves)	SCS Capital Outlay - $125,000 SCS Current Expense - $1,171,000 SCC Current Expense - $100,000 SCC Trades Facility Architect Services - $500,000

The Stanly County School System also requested an increase of $85,780 to enhance the current teacher supplement grant. Due to the uncertainty of revenues in FY 2020-2021 this increase was not approved by the Board. Below please find a multi-year summary of the Stanly County School system allocations and per pupil funding.

	FY 17-18	FY 18-19	FY 19-20	FY 20-21
Current Expense, Article 44 Sales Tax & Grants	$11,018,253	$11,225,706	$12,250,706	$12,422,530
(Reduction)/Increase from Previous FY	$319,010	$207,453	$1,025,000	$171,824
Students (ADM)	8,465	8,455	8,414	8,348
$ Per Student	$1,301	$1,331	$1,456	$1,488
Per Student $Change	+$54	+$30	+$125	+$32

Debt Service

The debt service for both educational and County owned facilities, vehicles and equipment is $3,635,896 in FY 2020-2021. This is a $335,792 (10.18%) increase from FY 2019-2020. The County's debt service obligations represent 7.5% of the total County dollars or approximately seven (7) cents on the tax rate.

Expenditure Summary – Where the Money Goes

The majority of revenue (77% - $53.5 million) goes to three (3) major program categories. These programs are education services, health and human services and public safety. The vast majority of the services in these program categories are mandated.

Program Category	Total Funding	% of Total	County Funding	% of County
Education Services	18,401,696	26.4%	17,773,696	36.4%
Public Safety	17,997,745	25.8%	12,949,725	26.4%
Health & Human Services	17,155,416	24.6%	6,370,973	13.0%
General Government	6,047,989	8.7%	4,615,938	9.5%
Debt Service	3,635,896	5.2%	3,635,896	7.5%
Economic Development	1,809,884	2.6%	1,247,337	2.6%
Culture and Recreation	1,656,454	2.4%	1,445,404	3.0%
Environmental Protection	1,329,951	1.9%	99,791	0.2%
Transportation	1,304,631	1.8%	290,148	0.6%
Transfer to Other Funds	332,034	0.4%	332,034	0.7%
Special Appropriations	145,000	0.2%	35,000	0.1%
Contingency	0		0	
Total	**$69,816,696**	**100%**	**$48,795,942**	**100%**

Human Capital Management

Multiple departments requested a total of thirteen (13) additional full or part-time positions for FY 2020-2021. A full list of the new position requests by County departments is below:

Department	Position	Number Requested	Fiscal Impact
Sheriff	Deputy I	4	$217,212
DSS	Social Worker Investigator & Treatment	1	71,948
Dental	Dental Hygienist	1	62,641
DSS	Income Maintenance III (quality assurance)	1	60,206
Elections	Elections Specialist	1	49,048
EMS - CP	Paramedic (partial year/grant expires)	2	29,077
Inspections	Building Inspector (temporary/part-time)	1	23,000
Tax Revaluation	Admin. Support Specialist (temporary/part-time)	1	11,881
Utilities	Intern	1	$6,998
Total Impact		**13**	**$525,013**

The Board approved three (3) new positions. The dental position will be completely covered by non-county revenue, and the grant based community paramedic positions were approved due to the availability of grants funds for the overwhelming majority of the fiscal year.

Department	Position	Number Approved	Fiscal Impact
Dental	Dental Hygienist	1	62,641 **($0 County dollars)**
EMS - CP	Paramedic (partial year/grant expires)	2	29,077
Total Impact		**3**	**$91,718**

The Board also approved a new grade and classification system for deputies. The implementation of this new classification system will have an $820 fiscal impact in FY 2020-2021. The details of the new three (3) tiered classification are highlighted in the table below.

Per the Board's approval, pay increases will be based on the incumbent employee's relative salary range position on the new grade scale upon being promoted. For example, if an incumbent is already over the midpoint or close to the maximum salary for the new grade upon promotion they will not be eligible for a 2.5% pay increase.

Sheriff's Office	Current Classification	Recommend Classification	Pay Range
	Deputy I	Deputy I	$33,802-$49,622
	Deputy II	Senior Deputy	$34,640-$51,906
	NA	Master Deputy	$36,240-$53,440

Further, the Board approved moving the billing and customer service aspects of the Utility Department under the direction of the Central Permitting Director. Given the volume and complex nature of the utility capital projects and comprehensive nature of the utility operations, re-positioning the billing and customer service division to align with similar services in the County should increase accountability and efficiency. Further, this will allow the Utilities Director to spend more time focused on key operational issues.

A 2% cost of living allowance (COLA) was approved for all employees effective July 1, 2020. The County's employees have worked tirelessly during the CoVID-19 pandemic to meet the needs of the community and the cost of food, goods, health care and other services continue to rise.

No funding was appropriated for merit in FY 2020-2021 due to the uncertain revenue forecast. The merit program is critical for ensuring pay-for-performance and retaining good employees. However, projected revenue is not sufficient to cover merit and a COLA in FY 2020-2021.

A few changes are were approved for the Health Insurance Plan to financially stabilize the Plan and reduce the cost of medical claims. The co-pay for primary care will increase to $40 and the specialist co-pay to $70. Further, dependent care premiums were increased an average of 10%. It is imperative the rising cost of dependent care premiums and medical claims be passed along to employees that elect to cover dependents via the County's Health Insurance Plan.

Given the success of the County's employee wellness clinic and the cost savings generated, the Board authorized the continuation of the clinic in FY 2020-2021.

Further, the gainsharing system, implemented in FY 2013-2014 to share a portion of any savings accrued in the Group Health Fund with each employee participating in the County's health insurance plan from July 1 through June 30 was also approved to continue in FY 2020-2021. The County will generate a savings in FY 2019-2020, but the gainsharing will not apply since the County raised its premium commitment by more than the national average increase for health care cost effective July 1, 2019.

Capital & Technology Replacements and Enhancements

Several capital investments were requested for FY 2020-2021 to avoid further maintenance and repair deferral. As part of the FY 2020-2021 budget process, County departments submitted more than $2.35 million in capital outlay and technology requests. These projects are listed below. Please note there are two (2) tables. The first (with a green header) contains all projects less than $10,000. The second table (blue header) includes all capital projects greater than $10,000.

Project	Department	FY 2020-2021
Purchase smart boards for training	EMS	9,800
Purchase replacement wooden chairs	Library	9,300
Purchase camper shell and radio for grant funded truck	Emergency Management	9,000
Repaint office area	DSS	8,500
Radio console upgrade	911	7,500
Install new key card access system	Elections	7,150
Replace GPS unit with mechanical issues	Environmental Health	6,720
New vision screener	Health	6,277
Lease new ramp and field operations truck	Airport	6,100
Lease new vehicle to provide each employee w/a vehicle	Facilities Management	6,100
Purchase/lease additional laptops for multi-year replacement	EMS	5,904
Additional landscaping funding	Agri-Civic Center	5,000
Replacement office furniture, 2 new lockers and drafting table	911	4,900
Additional DCI terminal	911	4,650
Replace front desk workstations	DSS	4,600
Multi-year cubicle furniture replacement (phase I)	DSS	4,581
Lease new vehicle to replace inoperable vehicle	Tax Revaluation	4,500
Multi-year replacement office chairs (phase I)	DSS	4,000
Replace double doors at entrance of History Center	Library	3,800

Project	Department	FY 2020-2021
Purchase replacement desk and chair (2 sets)	Health	2,500
Purchase another book cart	Library	1,850
Purchase new ID badge printer	Central Administration	1,800
Purchase replacement multi-gas detector	Fire	1,750
Replace awning	SCUSA	1,550
Replace existing awning	Elections	1,365
Purchase 4 – 14" Chrome Books for story time at branches	Library	1,080
TOTAL		**$130,277**

Project	Department	FY 2020-2021
Replace three (3) high mileage ambulances & QRVs	EMS	873,000
Purchase seven (7) new patrol vehicles, 1 Durango & 2 trucks	Sheriff's Office	304,600
Replace three (3) high roof vans	SCUSA	204,450
Remove planter and replace flooring in Commons	Facilities Management	187,000
Replace northwest section of the Commons facility roof	Facilities Management	105,000
Replace roof at Albemarle facility	Library	89,710
Replace concrete sections at Courthouse parking lot	Facilities Management	65,000
Purchase new truck with federal grant funding	Emergency Management	61,000
Purchase replacement stretchers	EMS	58,225
Lease purchase of body cameras (4 year lease)	Sheriff's Office	29,985
Seal and re-stripe Commons south facing parking lot	Facilities Management	28,076
Purchase an additional vehicle	DSS	26,458
Replace one (1) Dodge Stratus vehicles	Environmental Health	26,458
Purchase enterprise wide password protection system	IT	25,000
Replace 30+ year old sign marquee	Agri-Civic Center	25,000
Purchase semi-automatic rifles for field personnel	Sheriff's Office	21,600
Purchase new training mannequin	EMS	19,000
Installation of tile in lobby for high traffic areas	Agri-Civic Center	18,335
AVL interface and VM server	911	14,380
Refinish auditorium stage	Agri-Civic Center	11,977
Purchase new ultrasound machines	EMS	11,000
Purchase wireless intercom system	Agri-Civic Center	10,676
Purchase replacement respirator fit test system	Fire	10,300
TOTAL		**$2,226,230**

All of the projects were prioritized based on legal mandates, useful life of the existing vehicle or equipment, alternative revenue sources, OSHA compliance, public safety/emergency response provision, and other miscellaneous assessment factors. Based on age, mileage and function, vehicle requests were approved for EMS, Environmental Health, SCUSA, Airport, Tax Revaluation and the Sheriff's Office.

As a result, funding for twenty-eight (28) projects, at a total projected cost of $655,301 was approved in the FY 2020-2021 budget. In addition to the aforementioned projects, a total of $2.945 million was appropriated for Stanly County School capital outlay projects.

FY 2020-2021 Capital & Technology Projects

Item	Budget Impact
Replace three (3) high mileage ambulances ***(*$729,300 to be financed)***	0 – *in FY 20-21*
Replace seven (7) patrol vehicles & one Dodge Ram truck ***(*$304,600 to be financed)***	0 – *in FY 20-21*
Replace three (3) high roof vans - SCUSA	204,450
Replace three (3) Supervisor/QRV vehicles- EMS	155,000
Purchase new truck w/Federal grant funding – Emergency Management	61,000
Purchase 2 new stretchers for the ambulances	38,816
Additional funding for vehicle dash camera replacement – Sheriff's Office	35,000
Lease purchase of body cameras – Sheriff's Office	29,985
Replace 30+ year old marquee sign – Agri-Civic Center	25,000
AVL Interface and server replacement - 911	14,380
Purchase replacement respirator fit kit – Fire	10,300
Purchase mobile radio and camper shell for new grant funded truck – Emergency Mgt.	9,000
Radio console upgrade – 911	7,500
Key card access system – Elections	7,150
Replace GPS unit w/mechanical issues – Environmental Health	6,720
Replace current ramp and airfield operations truck **(* to be leased)**	6,100
Lease additional laptops as part of multi-year replacement plan – EMS	5,904
Replace Dodge Stratus – Environmental Health **(* to be leased)**	5,500
Purchase additional DCI terminal access - 911	4,650
Replace front desk workstations – DSS	4,600
Multi-year cubicle furniture replacement – DSS	4,581
Replace current inoperable vehicle – Tax Revaluation **(* to be leased)**	4,500
Replace office furniture and purchase 2 new lockers – 911	4,000
Multi-year replacement of office chairs – DSS	4,000
Replacement of 2 desks and chairs – Health Dept.	2,500
Replacement of multi gas reading meter – Fire	1,750
Replace awning – SCUSA	1,550
Replace awning – Elections	1,365
FY 2020-2021 Approved Projects	**$655,301**

In addition to the aforementioned projects, the County will move forward with the design of the new Trades facility at Stanly Community College. A total of $500,000 has been placed in the Stanly Community College budget to cover the cost of the architecture firm.

Revenue Summary

The majority of the projected revenue in the General Fund will come from the current year ad valorem tax levy. Property taxes represent 49.6% of the total funding. This figure is up slightly from 48.8% of total revenue in FY 2019-2020. The second largest contributor of revenue to the General Fund is Sales Tax revenue. Sales tax

revenue represents 18.1% of total revenue. This is an increase of 1 percentage point from FY 2019-2020. However, the 1 percentage point increase in Sales Tax revenue is tied to the appropriation of over $500,000 in Article 40, 42 and 46 revenue reserves from prior fiscal years. Intergovernmental (State & Federal) funding is projected to increase just slightly in FY 2020-2021. The various Intergovernmental revenues equate to over $8.83 million dollars (12.7%) of total revenue. The aforementioned revenues, combined with Sales and Service Fees (13% of total revenue), represent 93.4% of the total revenue.

Fee/Tax Increases

The solid waste fee will increase by $5 to $90 in FY 2020-2021. The cost of providing solid waste services, especially recycling, continues to increase. The recycling contract will increase $35,000 in FY 2020-2021. There are some counties that are moving away from recycling due to the increased cost of collection. Please note, the approved $90 annual fee is still far less than the $240 annual fee residents within the City of Albemarle pay for curbside trash and recycling pickup.

A few additional fee increases for EMS, the Dental Clinic, Environmental Health, the Health Department, SCUSA, Planning & Zoning and Inspections are included in the FY 2020-2021 adopted budget. The adopted fee schedule is included as part of the overall budget document.

Volunteer Fire Districts

The West Stanly Fire District requested a tax increase for FY 2020-2021 from $0.10 to $0.15 per $100. Given the economic recession caused by the COVID-19 pandemic the Board did not approve this tax rate increase request. The West Stanly Fire District tax rate will remain at $0.10 per $100 for FY 2020-2021.

Outside Agency/Special Appropriation Requests

The Stanly County Sports Hall of Fame requested $10,000 from the County to upgrade and digitize its Hall of Fame memorabilia for display at the History Center. The cases are currently housed at the Commons, but the Sports Hall of Fame committee would like to enhance access to the collection. Further, the use of technology will help mitigate the cost associated with purchasing more cases and additional display space in the future. The request was not approved given its discretionary nature and the uncertainty of revenue in FY 2020-2021.

Enterprise Funds (Water & Sewer)

The water and sewer enterprise funds are self-supported through user fees and assessments. The County's system of sewer treatment plants and water distribution networks continues to age and incur more costly repairs and maintenance. It is important to balance affordability with the cost of water purchases and waste water treatment from the City of Albemarle and the Town of Norwood as well as the Board's desire to carryout capital projects in future years. The City of Albemarle approved a 6% rate increase and the Town of Norwood is projected to raise their rates as part of a multi-year rate correction.

Stanly County Utilities requested and the Board approved a 3% increase to help ensure sufficient funds are available for future debt service, on-going maintenance and repairs and the Board's desired capital improvements.

Additionally taps fees associated with ¾, 1, or 2 inch water service connections or standard sewer service connections will also increase (see attached fee schedule). Larger connection services will continue to be based on a cost plus basis.

West Stanly Waste Water Treatment Plant Fund (Fund 631)

The adopted budget for the West Stanly Waste Water Treatment Plant Fund is $738,495 in FY 2020-2021. The budget is based on a wholesale sewer treatment rate of $5.2236 per 1,000 gallons. The adopted FY 2020-2021 budget of $738,495 represents an increase of $98,394 (15.4%) from the FY 2019-2020 Adopted Budget. Additional funding is included to cover the need for additional sludge removal ($33,729), SCADA system improvements to better monitor flows ($22,000).

Please note, the County is currently working on a $4+ million renovation to the McCoy's Creek pump station and the West Stanly Waste Water Treatment Plant. The loan re-payment will likely commence in FY 2021-2022.

Greater Badin Water and Sewer District (Fund 611)

The adopted budget for the Greater Badin Water and Sewer District is $517,488 in FY 2020-2021. The budget is based on a base water rate structure of $24.91 for the first 2,000 gallons and $13.14 per 1,000 gallons thereafter, and a base sewer rate structure of $8.86 per 1,000 gallons and a base minimum fee of $17.73. These increases are based on an approved 3% rate increase. Additional funding ($32,000) is included to cover the cost of installing a SCADA system to monitor and control the variable frequency motors for the blowers at the plant.

The adopted FY 2020-2021 budget of $517,488 represents an increase of $50,911 (10.9%) from the FY 2019-2020 Adopted Budget. The increased cost is primarily associated with the expense associated with a new NCDEQ loan for the east Badin water system improvement project ($44,308).

Piney Point Water District (Fund 621)

The adopted budget for the Piney Point Water District is $171,650 in FY 2020-2021. Again, the budget is based on a base water rate structure of $24.91 for the first 2,000 gallons and $13.14 per 1,000 gallons thereafter. The adopted FY 2020-2021 budget of $171,650 represents an increase of $5,800 (3.5%) from the FY 2019-2020 Adopted Budget.

Stanly County Utilities (Fund 641)

The adopted budget for the Stanly County Utilities is $3,781,772 in FY 2020-2021. The adopted budget is based on a base water rate structure of $24.91 for the first 2,000 gallons and $13.14 per 1,000 gallons thereafter, and a base sewer rate structure of $8.86 per 1,000 gallons. The approved rate increase is 3%. Please note the City of Albemarle approved a 6% water and sewer increase.

The adopted FY 2020-2021 budget of $3.781 million represents a decrease of $12,650 (0.3%) from the FY 2019-2020 Adopted Budget. The Board approved for the County to finance the purchase of a replacement small dump truck (anticipated cost of $55,000) and the purchase of a min-excavator and trailer (anticipated cost of $55,000) to enhance the efficiency and productivity of installing water taps.

Further, funding is included to conduct the initial phase of system development fees due to the pressure the continued residential and commercial growth is having on the County's water distribution and sewer treatment capacity.

Airport Authority (Fund 671)

The total adopted budget for the Airport Authority is $919,070 in FY 2020-2021. This represents a $58,759 decrease (6%) over the FY 2019-2020 Adopted budget appropriation. The budget includes a $332,034 appropriation from the General Fund. This is a decrease of $25,301 (7%) from the FY 2019-2020 Adopted Budget. The $332,034 includes the required match for the annual Vision 100 grant funding. The total appropriation includes funding ($6,100) to lease a new pickup truck for airfield and ramp activities.

Special Revenue Funds

911 Surcharge Fund (Fund 260)

The adopted budget for the Wireless Fund is $407,355 in FY 2020-2021. The FY 2020-2021 adopted budget represents a $5,313 (1.3%) decrease from FY 2019-2020 Adopted Budget. A total of $42,709 will be available from the 911 Fund to assist with the annual debt service associated with the County's digital radio system.

Summary

The County will maintain its existing tax rate of $0.67 for the fourteenth (14th) consecutive year. Given the economic uncertainty facing our community and nation, the Board felt it was important to build a budget that does not make any long term staff or debt service commitments.

The FY 2020-2021 budget continues to place an emphasis and priority on education, public safety and workforce development. Further, the Utility Fund appropriations include additional money for professional services and consultants to assist with the planning of a 1.3 million gallons per day sewer treatment expansion in western Stanly. It is imperative this planning commence in FY 2020-2021 to ensure construction and expansion can begin in 2022. Without additional sewer treatment capacity, the growth our community is experiencing in western Stanly will cease.

If the economy rebounds quickly in the 3rd and 4th quarters of 2020, then the Board will have the flexibility to make mid-year adjustments based on additional revenue. If revenues do not meet the projected targets, staff will be prepared to make operational changes and implement expense mitigation strategies.

Respectfully,

Andrew M. Lucas
County Manager

Toby Hinson
Finance Director

STANLY COUNTY
NORTH CAROLINA
Water. Air. Land. Success.

THIS PAGE LEFT INTENTIONALLY BLANK

BUDGET SUMMARY BY AGENCY

COMPARISON

AGENCY:	FY 19-20 Adopted Budget	FY 20-21 Adopted Budget	FY 20-21 $ Change Over Previous	FY 20-21 % Change Over Previous
Agri-Civic Center	325,889	348,428	22,539	6.92%
Airport	357,335	332,034	(25,301)	-7.08%
Animal Control	409,237	417,881	8,644	2.11%
Attorney's Office	186,235	192,942	6,707	3.60%
Board of Elections	459,671	474,259	14,588	3.17%
Clerk of Court	13,666	12,155	(1,511)	-11.06%
Central Administration	515,736	514,487	(1,249)	-0.24%
Central Permitting	274,240	268,661	(5,579)	-2.03%
Contingency	150,000	0	(150,000)	-100.00%
Cooperative Extension	263,067	265,640	2,573	0.98%
District Attorney's Office	4,500	0	(4,500)	
Economic Development	565,094	568,548	3,454	0.61%
Emergency Management	264,469	342,678	78,209	29.57%
Emergency Medical Services (EMS)	4,907,341	5,405,540	498,199	10.15%
EMS - Community Paramedic Grant	0	177,740	177,740	
Facilities Maintenance	1,338,082	1,140,577	(197,505)	-14.76%
Finance Office	594,985	629,836	34,851	5.86%
Fire Service	515,061	532,044	16,983	3.30%
Governing Body/Non-Departmental	238,087	260,603	22,516	9.46%
Health & Human Services	6,339	6,339	-	0.00%
Health Dept - Dental	1,354,177	1,425,725	71,548	5.28%
Health Dept - Environmental	482,121	506,462	24,341	5.05%
Health Dept - General	2,783,385	3,029,321	245,936	8.84%
Health Dept - HRSA Grant	0	329,318	329,318	
Health Dept - Home Health	1,548,522	1,466,394	(82,128)	-5.30%
Inspections	477,767	450,225	(27,542)	-5.76%
IT	970,260	996,656	26,396	2.72%
Judge's Office	7,000	10,250	3,250	46.43%
Juvenile Justice	214,067	194,069	(19,998)	-9.34%
Library	1,291,840	1,308,026	16,186	1.25%
Medical Examiner	50,000	50,000	-	0.00%
NC Forestry Service	95,946	95,946	-	0.00%
Occupancy Tax	230,000	205,000	(25,000)	-10.87%
Piedmont Mental Health	205,160	209,160	4,000	1.95%
Planning & Zoning	267,681	263,015	(4,666)	-1.74%
Register of Deeds	434,211	449,459	15,248	3.51%
Rocky River RPO	115,089	115,202	113	0.10%
Senior Services	1,543,837	1,554,203	10,366	0.67%
Sheriff - Jail	2,738,883	3,126,234	387,351	14.14%
Sheriff's Office - Operations	4,591,538	4,804,978	213,440	4.65%
Sheriff's Office - Richfield Patrol	0	74,768	74,768	
Sheriff - School Resource Officer	411,728	432,181	20,453	4.97%
Special Appropriations	135,000	145,000	10,000	7.41%
Social Services	8,801,015	8,540,949	(260,066)	-2.95%
Soil Conservation	118,634	123,818	5,184	4.37%
Solid Waste	1,168,394	1,234,005	65,611	5.62%
Tax Administration	869,503	882,799	13,296	1.53%
Tax Revaluation	435,586	483,966	48,380	11.11%
Transfer to Other Funds	0	0	-	#DIV/0!
Transportation (SCUSA)	1,397,932	1,304,631	(93,301)	-6.67%
Veteran Services	83,886	87,545	3,659	4.36%
911	1,788,977	1,989,407	200,430	11.20%
Total County Services	**$46,001,173**	**$47,779,104**	**$1,777,931**	**3.86%**
General Debt Service	**$ 3,300,104**	**3,635,896**	**$335,792**	**10.18%**
Education Services			-	
Schools Current Expense	$11,436,486	$11,608,310	$171,824	1.50%
Schools Special Article 44 Expense	500,000	500,000	0	0.00%
Schools Capital Outlay	5,024,859	3,776,454	-1,248,405	-24.84%
Teacher Supplement Grant	314,220	314,220	0	0.00%
SCC Current Expense	1,912,736	2,012,712	99,976	5.23%
SCC Capital Outlay	160,000	160,000	0	0.00%
SCC PEG Channel Support	30,000	30,000	0	0.00%
Total Education Services	**$19,378,301**	**$18,401,696**	**-$976,605**	**-5.04%**
Total Appropriation	**$68,679,578**	**$69,816,696**	**$1,137,118**	**1.66%**

BUDGET SUMMARY BY AGENCY

FUNDING SOURCE

AGENCY:	FY 19-20 Adopted Budget	FY 20-21 Adopted Budget	FY 2020-2021 Source of Funds County	Other
Agri-Civic Center	325,889	348,428	$278,778	$69,650
Airport	357,335	332,034	332,034	-
Animal Control	409,237	417,881	403,881	14,000
Attorney's Office	186,235	192,942	192,942	-
Board of Elections	459,671	474,259	470,059	4,200
Clerk of Court	13,666	12,155	12,155	-
Central Administration	515,736	514,487	514,487	-
Central Permitting	274,240	268,661	250,311	18,350
Contingency	150,000	0	0	-
Cooperative Extension	263,067	265,640	249,490	16,150
District Attorney's Office	4,500	0	0	-
Economic Development	565,094	568,548	408,548	160,000
Emergency Management	264,469	342,678	244,178	98,500
Emergency Medical Services (EMS)	4,907,341	5,405,540	2,543,161	2,862,379
EMS - Community Paramedic Grant	0	177,740	29,077	148,663
Facilities Maintenance	1,338,082	1,140,577	1,025,577	115,000
Finance Office	594,985	629,836	629,836	-
Fire Service	515,061	532,044	523,194	8,850
Governing Body/Non-Departmental	238,087	260,603	(700,664)	961,267
Health & Human Services	6,339	6,339	6,339	-
Health Dept - Dental	1,354,177	1,425,725	0	1,425,725
Health Dept - Environmental	482,121	506,462	406,462	100,000
Health Dept - General	2,783,385	3,029,321	1,237,483	1,791,838
Health Dept - HRSA Grant	0	329,318	0	329,318
Health Dept - Home Health	1,548,522	1,466,394	0	1,466,394
Inspections	477,767	450,225	(181,525)	631,750
IT	970,260	996,656	996,656	-
Judge's Office	7,000	10,250	10,250	-
Juvenile Justice	214,067	194,069	19,640	174,429
Library	1,291,840	1,308,026	1,166,626	141,400
Medical Examiner	50,000	50,000	50,000	-
NC Forestry Service	95,946	95,946	95,946	-
Occupancy Tax	230,000	205,000	0	205,000
Piedmont Mental Health	205,160	209,160	190,160	19,000
Planning & Zoning	267,681	263,015	234,065	28,950
Register of Deeds	434,211	449,459	98,475	350,984
Rocky River RPO	115,089	115,202	8,105	107,097
Senior Services	1,543,837	1,554,203	788,719	765,484
Sheriff - Jail	2,738,883	3,126,234	2,767,734	358,500
Sheriff's Office - Operations	4,591,538	4,804,978	4,560,978	244,000
Sheriff's Office - Richfield Patrol	0	74,768	0	74,768
Sheriff - School Resource Officer	411,728	432,181	0	432,181
Special Appropriations	135,000	145,000	35,000	110,000
Social Services	8,801,015	8,540,949	3,656,465	4,884,484
Soil Conservation	118,634	123,818	96,818	27,000
Solid Waste	1,168,394	1,234,005	3,845	1,230,160
Tax Administration	869,503	882,799	882,199	600
Tax Revaluation	435,586	483,966	483,966	-
Transfer to Other Funds	0	0	0	-
Transportation (SCUSA)	1,397,932	1,304,631	290,148	1,014,483
Veteran Services	83,886	87,545	85,345	2,200
911	1,788,977	1,989,407	1,989,407	-
Total County Services	**$46,001,173**	**$47,779,104**	**$27,386,350**	**$20,392,754**
General Debt Service	$ 3,300,104	3,635,896	$3,635,896	**$0**
Education Services				
Schools Current Expense	$11,436,486	$11,608,310	$11,608,310	
Schools Special Article 44 Expense	500,000	500,000	500,000	
Schools Capital Outlay	5,024,859	3,776,454	3,178,454	598,000
Teacher Supplement Grant	314,220	314,220	314,220	
SCC Current Expense	1,912,736	2,012,712	2,012,712	
SCC Capital Outlay	160,000	160,000	160,000	
SCC PEG Channel Support	30,000	30,000	0	30,000
Total Education Services	**$19,378,301**	**$18,401,696**	**$17,773,696**	**$628,000**
Total Appropriation	**$68,679,578**	**$69,816,696**	**$48,795,942**	**$21,020,754**

What You Will Pay For

Recommended – 2020 Property Tax Receipt

***Average household pays $1,211 per year or $101 per month**

Program	A Household's Monthly Property Tax
Stanly County Public Schools	$30.29
Public Safety (Court Security, Jail & Sheriff)	$15.39
Emergency Services (Emergency Management, EMS, Fire & 911)	$11.19
Social Services	$7.67
Debt Service (Schools, Jail, Public Safety Radio System, Ambulances and IT Systems)	$7.62
Stanly Community College	$4.57
Public Health	$3.48
Tax Administration & Collection	$2.91
Library & Museum	$2.50
Facilities Maintenance	$2.20
IT & GIS	$2.13
Senior Services	$1.70
Industrial, Commercial and Agricultural Economic Development	$1.51
Governing & Management (Attorney, Finance, Governing Body, HR & Mgr.'s Ofc.)	$1.38
Board of Elections	$1.04
Animal Control	$0.90
Airport	$0.75
Code Enforcement, Planning & Zoning	$0.69
Public Transportation (SCUSA)	$0.66
Agri-Civic Center	$0.64
Environmental Protection (Forestry Service, Solid Waste & Soil & Water Conservation)	$0.52
Mental Health Services	$0.46
Register of Deeds	$0.26
Veteran Services	$0.24
Medical Examiner	$0.16
Court/Justice System – County Share	$0.14
Total	**$101**

* Based on total property tax revenue divided by the number of households (US Census 2018)

Stanly County

FY 20-21 General Fund - Department Line Item Enhancements

Central Administration

Line Item	Description	Request		Request	Adopted
520.000	Data Processing Equipment	Need to replace employee ID badge printer. Can no longer find parts for existing printer		$1,800	$0
			Total	**$1,800**	**$0**

Tax Revaluation

Line Item	Description	Request		Request	Adopted
126.000	Salaries & Wages - PT/Temp	Part-time administrative/clerical assistance during Revaluation period (used for past revals)		$11,881	$11,881
190.000	Professional Services	Revaluation consultant for Cube Hydro asset valuation, 2 potential commercial appeals and printing		11,610	11,610
312.000	Training	Required training for certifications. Did not have training in FY 19-20 due to COVID-19 restrictions		1,500	1,500
325.000	Postage	Increased postage due to tax revaluation		23,000	23,000
370.000	Advertising	Increase advertising for Board of E&R meetings and schedule of value notices for revaluation		1,000	1,000
419.100	Vehicle Lease	Lease a new vehicle. Currently short 1 vehicle due to high cost maintenance issues		4,500	4,500
			Total	**$53,491**	**$53,491**

Elections

Line Item	Description	Request		Request	Adopted
121.000	Salaries & Wages - Regular	Increase current temp employee to FT w/benefits effective July 1, 2020		$49,048	$0
126.000	Salaries & Wages - PT/Temp	Eliminate temp position		-10,350	0
128.000	Precinct Officials	Seeking to offer early voting/one-stop in New London and Norwood in addition to Locust & Alb		38,006	0
351.000	Rep & Maint - Bldg. & Grounds	Seeking funds for a key card access system and new awning		8,515	8,515
352.000	Rep & Maint - Equipment	Replace batteries in DS200s (done every 5 years)		6,120	6,120
			Total	**$91,339**	**$14,635**

Register of Deeds

Line Item	Description	Request		Request	Adopted
260.000	Office Supplies	Increase office supplies to purchase scanners, printers to enhance operational efficiency		$4,135	$4,135
			Total	**$4,135**	**$4,135**

Information Technology

Line Item	Description	Request		Request	Adopted
440.000	Service & Maint. Contracts	Purchase enterprise-wide LastPass password protection system		$25,000	$0
			Total	**$25,000**	**$0**

Facilities Mgt.

Line Item	Description	Request		Request	Adopted
351.000	Rep & Maint - Bldg. & Grounds	West end Commons roof, continue Courthouse parking lot repairs, Commons interior & re-seal lot		$385,000	$130,000
419.000	Vehicle Lease	Seeking to lease van so each maintenance worker has a vehicle to improve efficiency		6,100	0
			Total	**$391,100**	**$130,000**

Sheriff

Line Item	Description	Request		Request	Adopted
121.000	Salaries & Wages - Regular	Seeking four (4) additional Deputy I positions for flexible assignment including Jail and transport		$217,212	$0
261.100	Ammo & Targets	Seeking additional funds for ammunition and target supplies		1,000	0
353.000	Repair & Maint - Vehicles	Seeking additional equipment funds related to new vehicle replacement		37,500	31,000
491.000	Dues & Subscriptions	Increased funding to continue crime analysis software subscription - grant funds end 6/30/20		5,400	5,400
499.000	Other Fixed Charges	Requesting additional funds for undercover tips and investigation information		5,000	5,000
520.000	Data Processing Equipment	Lease purchase of 50 body cameras for field operations (4 year lease)		29,985	29,985
540.000	Motor Vehicles	Requesting seven (7) V8 Dodge Chargers, one (1) Dodge Durango and two (2) Dodge Ram trucks		304,600	*Finance in FY 21*
550.000	Other Equipment	Purchase semi-automatic rifles for field personnel		21,600	0
			Total	**$622,297**	**$71,385**

Jail

Line Item	Description	Request		Request	Adopted
190.000	Professional Services	Seeking funds for a full year of Life Skills programming (1/2 year funded with County dollars in FY20)		$20,000	$20,000
261.000	Departmental Supplies	Additional funds for handcuffs, shoulder mics, fingerprinting supplies and $9,600 for mattresses		11,600	11,600
299.000	Miscellaneous Supplies	Funds to replace inmate products such as mattress covers, uniforms, sandals, shower curtains, etc.		4,000	4,000
351.000	Repair & Maint - Bldg. & Grounds	Additional funds for jail maintenance, painting, tile work ($8,400) and other issues from jail inspections		20,000	20,000
440.000	Service & Maint Contracts	Additional funds for kitchen equipment and hood maintenance contracts		12,000	12,000
			Total	**$67,600**	**$67,600**

EMA

Line Item	Description	Request		Request	Adopted
520.000	Data Processing Equipment	Mobile radio for new grant funded vehicle		$6,500	$6,500
540.000	Motor Vehicles	Grant funded (DPR7) truck		61,000	61,000
550.000	Other Equipment	Camper shell for new grant funded truck		2,500	2,500
			Total	**$70,000**	**$70,000**

Fire

Line Item	Description	Request		Request	Adopted
121.500	Salaries & Wages - Time Paid Off	Seeking OT/Time paid off funds		$3,500	$0
126.000	Salaries & Wages - PT/Temp	Increase part-time funding allocation by 500 hours		1,000	0
261.000	Departmental Supplies	Seeking to purchase a replacement multi-gas meters		1,750	1,750
550.000	Other Equipment	Purchase respirator fit test system for volunteer fire department and fire marshal personnel		10,301	10,300
			Total	**$16,551**	**$12,050**

Stanly County

FY 20-21 General Fund - Department Line Item Enhancements

EMS

Line Item	Description	Request	Request	Adopted
122.000	Salaries & Wages - Overtime	Seeking additional funds for overtime to include special events, training, SERT, etc.	$42,414	$15,000
212.000	Uniforms	Seeking additional funds for Class A uniforms ($8,250) and additional uniform supplies ($14,350)	22,600	0
238.000	Medical Supplies/Drugs	Seeking additional funds for drugs and medical supply replenishment due to COVID-19 utilization	12,000	2,000
253.000	Vehicle Parts & Supplies	Seeking additional funds for parts due to continued aging of fleet	8,950	0
261.000	Departmental Supplies	New EMS based incidental supplies	3,600	0
291.000	Data Processing Supplies	Funding for radio batteries, laserfiche and Java subscriptions	15,909	
312.000	Training	Additional funding for tactical medic training and other specialty medic programs	7,770	0
321.00	Telephone Service	Additional funding to cover cell and office phone expenses	1,000	1,000
333.000	Natural Gas Expense	Additional funding given new EMS base will be larger than current primary base	2,000	2,000
351.000	Repair & Maint. - Bldg & Grounds	Additional funds for miscellaneous repairs and aging facilities	7,000	1,000
352.000	Repair & Maint - Equipment	Additional funds based on current fiscal year projection	2,000	500
353.000	Repair & Maint Vehicles	Additional funding to cover vehicle repairs given aging fleet	15,000	10,000
419.100	Vehicle Lease	Annual vehicle lease for community paramedic vehicle	732	732
510.000	Office Furniture & Equip	Smart Boards for new training room at new EMS base	9,800	0
520.000	Data Processing Equipment	Replacement of existing laptops	5,904	5,904
530.000	Medical Equipment	Purchase of training mannequin ($19,000), 2 ultrasound units (2 @ $5,500 ea.), 3 stretchers ($58,225)	88,225	38,820
540.000	Motor Vehicles	Seeking to replace three (3) ambulances with over 175,000 miles & 3 QRV/Supervisor vehicles	873,000	*Finance in FY 21*
		Total	**$1,117,904**	**$76,956**

BCBS Community Paramedic Grant Program

Line Item	Description	Request	Request	Adopted
121.000	Salaries & Wages - Regular	Will need additional County dollars to carryout program for all of FY 20-21	$30,610	$29,077
		Total	**$30,610**	**$29,077**

Inspections

Line Item	Description	Request	Request	Adopted
353.000	Repair & Maint - Vehicles	Additional funds for tire replacement	$1,500	$1,500
991.100	Contingency Appropriated	Reserve funds for Project Blue Sky generated work volume, as needed	23,000	0
		Total	**$24,500**	**$1,500**

911 Communications

Line Item	Description	Request	Request	Adopted
190.000	Professional Services	Additional funds for pre-employment physical per NC Sheriff's Standards	$746	$746
212.000	Uniforms	Seeking additional funds for uniform purchases for all employees, including will-call. No existing stock	1,000	0
352.000	Repair & Maint - Equipment	Additional funds to upgrade radio console to patch VHF channel w/out losing ability to set off tones	7,500	7,500
430.000	Rental of Equipment	Additional DCI terminal so each console has access and new fire wall ($3,400)	4,650	4,650
440.000	Service & Maint Contract	Additional cost for AVL interface (project from FY 19-20) and VM server ($2,380)	14,380	14,380
510.000	Office Furniture & Equip	Replacement of miscellaneous office furniture, purchase of 2 lockers and drafting table	4,900	4,000
		Total	**$33,176**	**$31,276**

Transportation (SCUSA)

Line Item	Description	Request	Request	Adopted
253.000	Vehicle Parts & Supplies	Additional funding for parts given rising cost of vehicle supplies	$2,948	$500
291.000	Data Processing Supplies	Computer replacement for three (3) administrative computers w/MS office license	2,700	2,700
351.000	Repair & Maint - Bldg & Grounds	Replace awning on back entrance. Currently leaks	1,550	1,550
540.000	Motor Vehicles	Seeking to replace three (3) vans. 90% federally funded. Funding approved by NC DOT	204,450	204,450
		Total	**$208,700**	**$208,700**

Solid Waste

Line Item	Description	Request	Request	Adopted
399.000	Other Services	Add an additional household hazardous waste event - currently only have 1 per year	$36,000	$0
		Total	**$36,000**	**$0**

Planning & Zoning

Line Item	Description	Request	Request	Adopted
190.000	Professional Services	2020 Stanly County Land Use Plan Update - multi-year process and payment (total cost = $70,750)	$35,375	$0
		Total	**$35,375**	**$0**

General Health

Line Item	Description	Request	Request	Adopted
230.000	Educ Materials/Medical Supplies	Replace current fetal Doppler	$650	$650
260.000	Office Supplies	Seeking to replace a desk and chair and purchase a new set for nurse position added in FY 19-20	2,500	2,500
291.000	Data Processing Supplies	Purchase scanner for management support instead of scanning HIPPA docs from community printer	1,000	1,000
351.000	Repair & Maint - Bldg & Grounds	Renovate medical records office for enhanced HIPPA security	1,200	1,200
530.000	Medical Equipment	Purchase new vision screener	6,277	0
		Total	**$11,627**	**$5,350**

Environmental Health

Line Item	Description	Request	Request	Adopted
520.000	Data Processing Equip	Purchase GPS unit replacement. New until will replace a unit that is 7 years old w/mechanical issues	$6,720	$6,720
540.000	Motor Vehicles	Requesting to replace a Dodge Stratus with 85,000 miles w/fairly extensive exterior issues	26,458	5,200
		Total	**$33,178**	**$11,920**

Dental Clinic

Line Item	Description	Request	Request	Adopted
121.000	Salaries & Wages - Regular	Additional dental hygienist position. Majority of cost offset by revenue. Non-County dollars	$62,641	$62,641
		Total	**$62,641**	**$62,641**

Stanly County

FY 20-21 General Fund - Department Line Item Enhancements

Social Services

Line Item	Description	Request		Request	Adopted
121.000	Salaries & Wages - Regular	Request one (1) Medicaid Quality Assurance IMC III position		$60,206	$0
121.000	Salaries & Wages - Regular	Request one (1) SW I&T - on call		71,948	0
121.500	Salaries & Wages - Time Off Paid	Overtime funds to compensate caseworkers working overtime instead of comp time		35,000	0
190.000	Professional Services	Requesting additional E-funds (county share)		1,842	1,842
190.000	Professional Services	Seeking additional low-income energy assistance (LIEAP) funds - County dollars (typically all State)		9,163	9,163
190.000	Professional Services	Requesting hair-follicle drug testing kits for more accurate results w/respect to custody cases		4,950	4,950
190.000	Professional Services	Requesting mouth swab drug test kits for instances of child safety w/parent or caretaker substance use		2,500	2,500
190.000	Professional Services	Requesting additional scanning funds		25,000	0
190.000	Professional Services	Requesting additional funds for a transcription services pilot to assess improved employee efficiency		10,800	0
190.000	Professional Services	Seeking additional funds for the CFT Facilitation contract due to new State mandated requirements		1,625	1,625
190.000	Professional Services	Requesting additional child support service fee funds due to the increased cost for these services		5,500	5,500
190.000	Professional Services	Seeking additional drug testing funds due to high incidence of drug use in Stanly County		5,000	5,000
190.000	Professional Services	Seeking additional funds for record imaging		5,000	0
260.000	Office Supplies	Requesting funds to begin the long-term replacement of employee cubicle furniture that is 20+ years old		4,581	4,581
260.000	Office Supplies	Seeking additional funds to begin the multi-year replacement of employee office chairs		4,000	4,000
260.000	Office Supplies	Seeking additional funds to replace the front desk workstations		4,600	4,600
351.000	Rep & Maint - Bldg. & Grounds	Request painting for the agency		8,500	0
540.000	Motor Vehicles	Request to add an additional vehicle to the DSS fleet given the volume of clients		26,548	0
699.007	Crisis Intervention	Seeking County funds for this program - Typically 100% State funded		9,163	9,163
699.003	Foster Care - County Only	Requesting additional funds for a clothing allowance, birthday gifts, placement expenses, etc.		9,100	0
			Total	**$305,026**	**$52,924**

Senior Services

Line Item	Description	Request		Request	Adopted
261.000	Departmental Supplies	Requesting additional funds to purchase $15 gas cards for 130 volunteers		$1,950	$1,950
			Total	**$1,950**	**$1,950**

Library

Line Item	Description	Request		Request	Adopted
230.100	Library Books	Seeking more funds to purchase more online and eBook, evideo and eaudio resources		$6,000	$0
261.000	Departmental Supplies	Purchase wooden chairs for children and adult depts. ($9,300) & another book drop cart ($1,850)		11,150	0
291.000	Data Processing Supplies	Seeking to purchase 4 - 14" chrome books for each branch for story time		1,080	0
291.000	Data Processing Supplies	Requesting new replacement scanner for History Center		800	800
351.000	Rep & Maint - Bldg. & Grounds	Replace roof at Albemarle main library		89,710	0
351.000	Rep & Maint - Bldg. & Grounds	Requesting funds to commercial clean carpet in Albemarle library		2,000	0
351.000	Rep & Maint - Bldg. & Grounds	Seeking funds to replace the double doors at the History Center		3,800	0
			Total	**$114,540**	**$800**

Agri-Civic Center

Line Item	Description	Request		Request	Adopted
351.000	Rep & Maint - Bldg. & Grounds	Refinish auditorium stage		$11,977	$0
351.000	Rep & Maint - Bldg. & Grounds	Installation of tile flooring in high traffic lobby areas		$18,335	0
351.000	Rep & Maint - Bldg. & Grounds	Phase 3 of the landscaping project		$5,000	0
352.000	Rep & Maint - Equipment	Funds to replace the marquee lighting, upgrade to LED		25,000	25,000
550.000	Other Equipment	Seeking funds to purchase a wireless intercom system		10,676	0
			Total	**$70,988**	**$25,000**

Airport

Line Item	Description	Request		Request	Adopted
540.000	Motor Vehicle	Replace the existing ramp vehicle with a new Dodge Ram truck		$35,750	$6,100
			Total	**$35,750**	**$6,100**

Total County Department Enhancements for FY 2020-2021	**$3,465,278**	**$937,490**

Stanly County

FY 20-21 Utility Funds - Department Line Item Enhancements

Greater Badin Water & Sewer District Fund

Line Item	Description	Request		Request	Adopted
550.000	Other Equipment	Install SCADA system to control VFD motors for blowers at Badin WWTP		$32,000	$32,000
			Total	**$32,000**	**$32,000**

West Stanly WWTP Fund

Line Item	Description	Request		Request	Adopted
199.000	Other Professional Services	New generator service contract and consultative process evaluations to monitor plant operations		$11,000	$11,000
550.000	Other Equipment	SCADA system for monitoring general plant operations, control the sludge motors, and monitor flows		22,000	22,000
699.000	Other Contracts,Grants, Subs	Increase required for additional sludge removal		33,729	$33,729
			Total	**$66,729**	**$66,729**

Utility Operating Fund

Line Item	Description	Request		Request	Adopted
121.000	Salaries & Wages - Regular	Promotion request for Operations Supervisor		$2,389	$0
121.000	Salaries & Wages - Regular	Reclassify one (1) Utility Customer Service Rep to a Sr. Utility Customer Service Rep		3,076	$0
126.000	Salaries & Wages - PT/Temp	Requesting Intern position (roughly 460 hours per year)		6,998	0
190.000	Professional Services	Additional funding for consultative services with Chambers Engineering and Kinnear Services		10,000	10,000
540.000	Motor Vehicles	Requesting to replace the existing small dump truck (1994 model w/260,000 miles)		55,000	*Finance in FY 21*
550.000	Other Equipment	Mini excavator and trailer to assist with water taps to improve productivity and efficiency		55,000	*Finance in FY 21*
			Total	**$132,463**	**$10,000**

Piney Point Water District Fund

Line Item	Description	Request		Request	Adopted
			Total	**$0**	**$0**

Total Utility Funds Enhancements for FY 2020-2021	**$231,192**	**$108,729**

STANLY COUNTY, NORTH CAROLINA
LIST OF ELECTED AND APPOINTED OFFICIALS
June 23, 2020

Elected Officials

Board of Commissioners – Chairman	Matthew Swain
Board of Commissioners – Vice-Chairman	Ashely Morgan
Board of Commissioners	Zach Almond
Board of Commissioners	Mike Barbee
Board of Commissioners	Lane Furr
Board of Commissioners	Tommy Jordan
Board of Commissioners	Bill Lawhon
Sheriff	Jeffrey A. Crisco
Register of Deeds	Suzanne W. Lowder

Appointed Officials

County Manager	Andrew M. Lucas
Clerk to the Board	Tyler L. Brummitt
Agri – Civic Center Director	Doshia F. Swaringen
Airport Director	Kenneth E. Swaringen
Central Permitting	Carol C. Almond
Code Enforcement	Christopher R.Moon
Communications Director – E 911	Curtis C. Melton
County Attorney	Jennifer R. Furr
County Extension Service	Lori S. Ivey
Economic Development Director	Candice B. Moffitt
Election Supervisor	Kimberly R. Blackwelder
Emergency Management Director	Brian T. Simpson
Facility Management and Solid Waste Director	Todd R. Lowder
Finance Director	Toby R. Hinson
Health and Human Service Director	G. David Jenkins
Human Resources Director	Emily J. Frye
Information Technology Director	Chad A. Coble
Library Director	Melanie J. Holles
Planning Director	Robert L. Remsburg III
Public Utilities Director	Duane S. Wingo
Senior Services Director	Rebecca G. Weemhoff
Social Services Director	Dolly A. Huffman Clayton
Soil and Water Conservation Cost Share Technician	Amanda L. Kirby
Tax Administrator	Clinton G. Swaringen
Transportation Director	Randy H. Shank
Veterans Service Officer	Roderick F. Barbee

STANLY COUNTY
NORTH CAROLINA
Water. Air. Land. Success.

THIS PAGE LEFT INTENTIONALLY BLANK

STANLY COUNTY

BUDGET ORDINANCE

2020-2021

BE IT ORDAINED by the Board of Commissioners of Stanly County, North Carolina:

Section 1: The following amounts are hereby appropriated in the General Fund for the operation of Stanly County government and its activities for the fiscal year beginning July 1, 2020, and ending June 30, 2021, in accordance with the chart of accounts heretofore established for Stanly County:

General Government	$	6,047,989
Public Safety		17,997,745
Transportation		1,304,631
Environmental Protection		1,453,769
Economic and Physical Development		1,686,066
Human Services		17,155,416
Culture and Recreation		1,656,454
Education		18,401,696
Special Appropriations		145,000
Debt Service		3,635,896
Transfers to Other Funds		332,034
Contingency		-
TOTAL GENERAL FUND EXPENSES	$	69,816,696

Section 2. It is estimated that the following revenues will be available in the General Fund for the fiscal year beginning July 1, 2020, and ending June 30, 2021:

Ad Valorem Taxes	$	34,531,198
Sales taxes		12,557,380
Other Taxes		730,000
Intergovernmental Revenues		8,907,054
Licenses and Permits		1,075,734
Sales and Services		9,042,157
Investment Earnings		305,000
Miscellaneous Income		693,590
Transfers In		-
Fund Balance Appropriated		1,974,583
TOTAL GENERAL FUND REVENUES	$	69,816,696

Section 3. The following amounts are hereby appropriated in the Fire District Fund for the fiscal year beginning July 1, 2020, and ending June 30, 2021, in accordance with the chart of accounts heretofore established for Stanly County:

Other Fixed Charges	$	45,000
NCDMV Tax Processing		13,000
West Stanly Fire District		910,000
Center Rural Fire District		355,000
Endy Fire District		212,000
Ridgecrest Fire District		209,000
Aquadale Fire District		164,000
Eastside Fire District		209,000
Oakboro Fire District		143,400
New London Fire District		236,250
Southside Fire District		180,000
Bethany Fire District		86,413
Richfield Fire District		137,200
Millingport Fire District		229,500
Badin Fire District		144,540
Norwood Special Fire District		32,000
	$	3,306,303

Section 4. It is estimated that the following revenues will be available in the Fire District Fund for the fiscal year beginning July 1, 2020, and ending June 30, 2021:

Property Tax Collections	$	3,306,303

Section 5. The following amounts are hereby appropriated in the Greater Badin Water & Sewer District Fund for the fiscal year beginning July 1, 2020, and ending June 30, 2021, in accordance with the chart of accounts heretofore established for Stanly County:

Administration & Operations	$	517,488

Section 6. It is estimated that the following revenues will be available in the Greater Badin Water & Sewer Fund for the fiscal year beginning July 1, 2020, and ending June 30, 2021:

Sales & Service	$	515,488
Miscellaneous		2,000
	$	517,488

Section 7. The following amounts are hereby appropriated in the Piney Point Water District Fund for the fiscal year beginning July 1, 2020, and ending June 30, 2021, in accordance with the chart of accounts heretofore established for Stanly County:

Administration & Operations	$	171,650

Section 8. It is estimated that the following revenues will be available in the Piney Point Water District Fund for the fiscal year beginning July 1, 2020, and ending June 30, 2021:

Sales and Service	$	167,650
Miscellaneous		1,000
Investment Earnings		3,000
	$	171,650

Section 9. The following amounts are hereby appropriated in the West Stanly WWTP Fund for the fiscal year beginning July 1, 2020, and ending June 30, 2021, in accordance with the chart of accounts heretofore established for Stanly County:

Administration & Operations	$	738,495

Section 10. It is estimated that the following revenues will be available in the West Stanly WWTP Fund for the fiscal year beginning July 1, 2020, and ending June 30, 2021:

Sales and Service	$	738,495

Section 11. The following amounts are hereby appropriated in the Utility Fund for the fiscal year beginning July 1, 2020, and ending June 30, 2021, in accordance with the chart of accounts heretofore established for Stanly County:

Administration & Operations	$	3,781,772

Section 12. It is estimated that the following revenues will be available in the Utility Fund for the fiscal year beginning July 1, 2020, and ending June 30, 2021:

Sales and Service	$	3,702,772
Miscellaneous		57,000
Investment Earnings		22,000
	$	3,781,772

Section 13. The following amounts are hereby appropriated in the Airport Fund for the fiscal year beginning July 1, 2020, and ending June 30, 2021, in accordance with the chart of accounts heretofore established for Stanly County:

Operations	$	919,070

Section 14. It is estimated that the following revenues will be available in the Airport Fund for the fiscal year beginning July 1, 2020, and ending June 30, 2021:

Sales & Service	$	432,686
Restricted Intergovernmental		150,000
Miscellaneous		4,250
Investment Earnings		100
General Fund		332,034
	$	919,070

Section 15. The following amounts are hereby appropriated in the Emergency Telephone E-911 Fund for the fiscal year beginning July 1, 2020 and ending June 30, 2021, in accordance with the chart of accounts heretofore established for Stanly County:

Operations	$	430,982

Section 16. It is estimated that the following revenues will be available in the Emergency Telephone E-911 Fund for the fiscal year beginning July 1, 2020 and ending June 30, 2021:

Surcharge	$	430,982

TOTAL APPROPRIATIONS IN ALL FUNDS	$	79,682,456
TOTAL REVENUES IN ALL FUNDS	$	79,682,456

Section 17. Encumbrances outstanding at June 30, 2020 are void. Encumbrances outstanding at June 30, 2020 have been either included in the 2020-2021 budget or will be approved by future budget amendments.

Projects previously approved by project ordinance but not completed at June 30, 2020 are authorized to be carried forward to the 2020-2021 Fiscal Year. Projects approved to be carried forward include Livestock Arena Construction Project #215, Riverstone Industrial Park Project #217, Eastside Tower Project #218, EMS Base Project #219, West Stanly WWTP Rehab Project #632, NCDOT Hwy 24/27/73 #643, Brown Hill Road Waterline Project #645, Palestine Water Pump Statio Project #654, Airport Layout Plan Project #672, Airport Broadband Connect Project #675, Airport Runway/Taxiway Lighting Project #678, Webb Road Extension Project #658.

Section 18. There is hereby levied a tax at the rate of $0.67 per one hundred dollars ($100.00) valuation of property listed as of January 1, 2020, for the purpose of raising revenue included in "Ad Valorem Tax 2020" in the General Fund in Section 2 of this ordinance. The rate of tax is based on an estimated valuation of real and personal property in the amount of $4,514,000,000 with an estimated collection rate at 97.47% and an estimated valuation of motor vehicles in the amount of $600,000,000 with an estimated collection rate at 99.50%.

Section 19. There is hereby levied tax rates for the various fire districts as follows:

DISTRICT	ESTIMATED VALUATION	TAX RATE	GROSS TAX COLLECTION LEVY
West Stanly Fire District	910,000,000	0.1000	910,000
Center Rural Fire District	355,000,000	0.1000	355,000
Endy Fire District	212,000,000	0.1000	212,000
Ridgecrest Fire District	190,000,000	0.1100	209,000
Aquadale Fire District	164,000,000	0.1000	164,000
Eastside Fire District	209,000,000	0.1000	209,000
Oakboro Fire District	239,000,000	0.0600	143,400
New London Fire District	315,000,000	0.0750	236,250
Southside Fire District	120,000,000	0.1500	180,000
Bethany Fire District	111,500,000	0.0775	86,413
Richfield Fire District	196,000,000	0.0700	137,200
Millingport Fire District	229,500,000	0.1000	229,500
Badin Fire District	180,000,000	0.0803	144,540
Norwood Special Fire District	32,000,000	0.1000	32,000

Section 20. The Governing Body authorizes the County Manager to expend monies from departmental budgets and to approve all budget transfers within a department budget. Any intra-department budget transfers to or from personnel services and/or capital outlay in excess of $5,000 must be approved by the Governing Body. Governing Body authorizes the County Manager to approve change orders on contracts not to exceed $5,000. The County Manager or the Manager's designee is hereby authorized to execute the necessary agreements within funds included in the Budget Ordinance for the following purposes and on the following terms and conditions:

A) Form grant agreements with public and non-profit agencies.
B) Leases of normal and routine business equipment.
C) Consultant, professional, or maintenance service agreements up to an anticipated contract amount of $50,000.
D) Purchase of apparatus, supplies, and materials where formal bids are not required by law.
E) Agreements for acceptance of State and Federal grant funds.
F) Construction or repair work where formal bids are not required by law.
G) County departments shall not enter into contracts requiring formal bid procedures without having met with and received written approval from the County Manager.
H) The County Finance Director is hereby directed to release board-approved non-profit grants upon execution of the funding agreement required by the County.
I) The Manager may modify the budget for pass-through monies, additional funding, or any Federal or State program prior approved by the Board, without a report being required.

Section 21. The Court Facility Fees as received under State of North Carolina Statutes are hereby appropriated this fiscal year to be used in the maintenance and operation of the court areas and for repairing or provision of furnishings as required and approved.

Section 22. An annual "Solid Waste Availability Fee" of $90 is hereby assessed on each habitable residential household in the unincorporated portion of Stanly County and in the Town of Badin. This fee is intended to fund the operation of the solid waste convenience centers and to pay the disposal fees charged on the waste from these centers. The annual solid waste fee is based on the projected cost of solid waste collection and disposal for the upcoming fiscal year, and may be revised each year. The fee shall be billed and collected in the same manner and at the same time as the County ad valorem taxes.

Section 23. The fee schedule for all County Departments and Agencies has been adopted for the fiscal year beginning on July 1, 2020 and ending June 30, 2021. This schedule is located in the last section of this adopted annual operating budget report starting on Page 94.

Section 24. The service charge on all voice communications service connections in Stanly County is levied by the North Carolina General Assembly. The specific monthly rate to be charged is established by the State at $.65 (sixty-five cents), which was effective on July 1, 2018.

Section 25. Copies of this Budget Ordinance shall be furnished to the Budget Officer, Finance Director and Clerk to the Board of County Commissioners pursuant to the requirements of the laws of the State of North Carolina.

Adopted this 23rd day of June, 2020.

Matthew J. Swain
Chairman

Tyler L. Brummitt
Clerk to the Board

STANLY COUNTY
NORTH CAROLINA
Water. Air. Land. Success.

THIS PAGE LEFT INTENTIONALLY BLANK

STANLY COUNTY

GENERAL FUND

SUMMARY OF REVENUES WITH ORIGINAL 2020 BUDGET COMPARED TO ADOPTED BUDGET FOR FISCAL YEAR 2021

Description	2019 Actual Revenues	2020 Original Budget	2021 Department Requested	2021 Manager Recommended	2021 Commission Adopted
Ad Valorem Taxes	$33,411,445	$33,535,358	$34,352,629	$34,531,198	$34,531,198
Sales Tax	11,290,942	11,747,000	11,800,000	12,557,380	12,557,380
Other Taxes	805,423	711,000	730,000	730,000	730,000
Intergovernmental Revenues	7,905,527	8,625,883	9,158,857	8,842,069	8,907,054
Licenses and Permits	1,281,965	1,118,349	1,050,099	1,075,734	1,075,734
Sales and Services	9,477,748	8,991,108	8,914,054	9,042,157	9,042,157
Investment Earnings	638,567	575,000	300,000	305,000	305,000
Miscellaneous Income	4,813,608	572,514	578,767	586,590	693,590
Transfers In	-	-	-	-	-
Fund Balance Appropriated	-	2,803,366	10,069,091	1,926,583	1,974,583
	$ 69,625,225	$ 68,679,578	$ 76,953,497	$ 69,596,711	$ 69,816,696

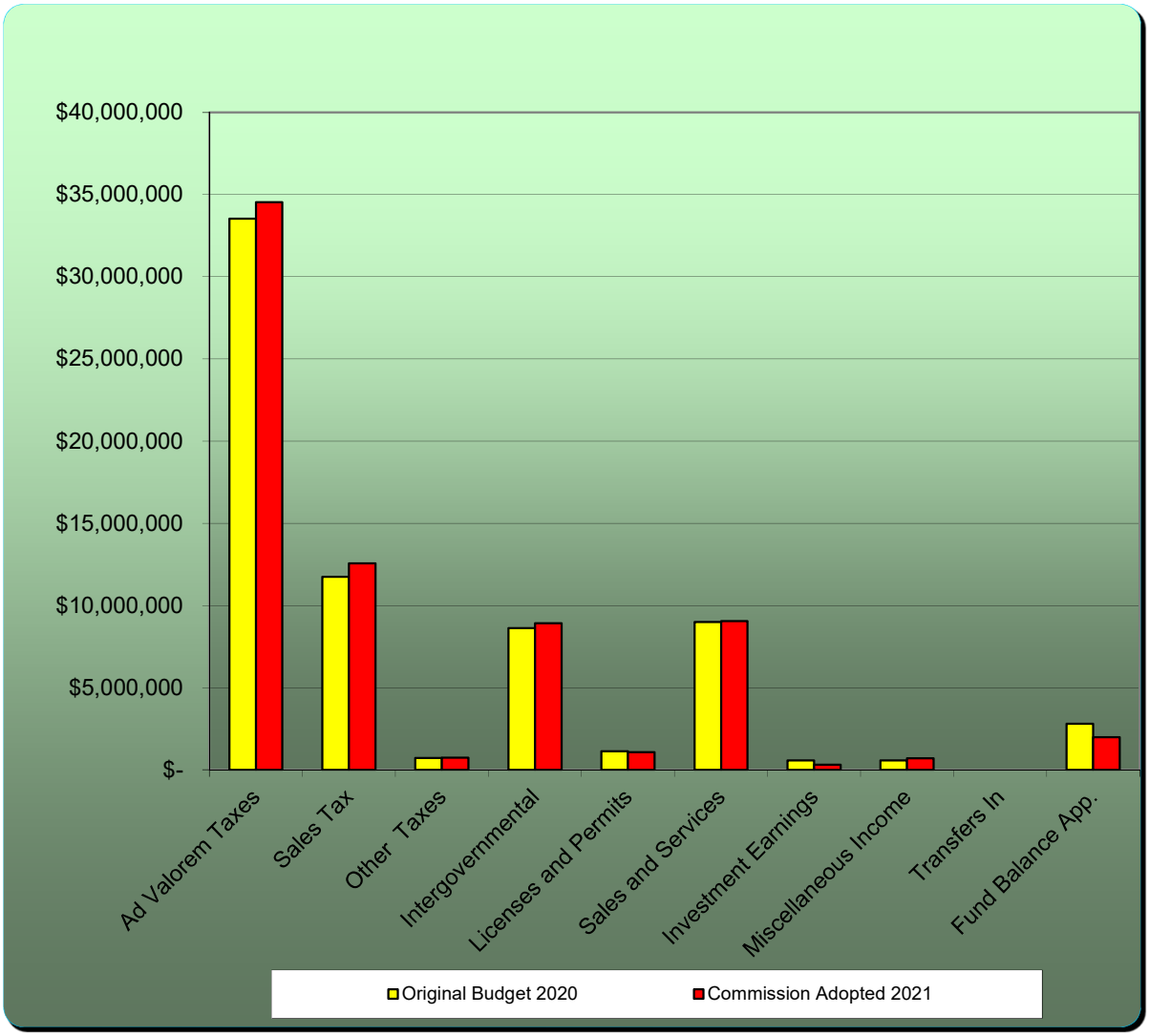

STANLY COUNTY

GENERAL FUND SUMMARY REVENUES BY SOURCE

ADOPTED BUDGET FOR FISCAL YEAR 2021

Description	2019 Actual Revenues	2020 Original Budget	2021 Department Requested	2021 Manager Recommended	2021 Commission Adopted
Ad Valorem Taxes	$33,411,445	$33,535,358	$34,352,629	$34,531,198	$34,531,198
Sales Tax	11,290,942	11,747,000	11,800,000	12,557,380	12,557,380
Other Taxes	805,423	711,000	730,000	730,000	730,000
Intergovernmental Revenues	7,905,527	8,625,883	9,158,857	8,842,069	8,907,054
Licenses and Permits	1,281,965	1,118,349	1,050,099	1,075,734	1,075,734
Sales and Services	9,477,748	8,991,108	8,914,054	9,042,157	9,042,157
Investment Earnings	638,567	575,000	300,000	305,000	305,000
Miscellaneous Income	4,813,608	572,514	578,767	586,590	693,590
Transfers In	-	-	-	-	-
Fund Balance Appropriated	-	2,803,366	10,069,091	1,926,583	1,974,583
	$ 69,625,225	$ 68,679,578	$ 76,953,497	$ 69,596,711	$ 69,816,696

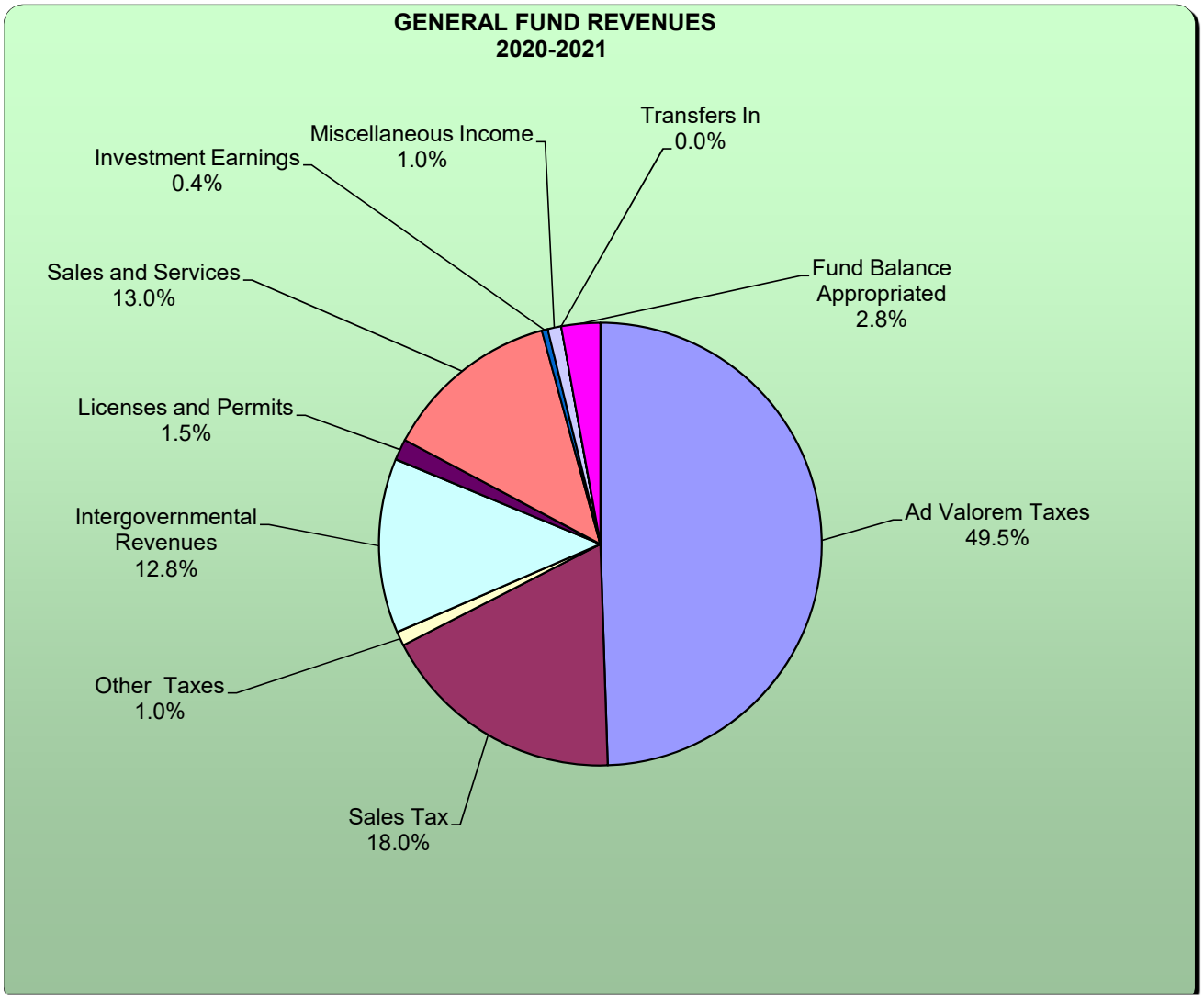

Adopted Budget Revenues Fiscal Year 2021

Account Number	Account Description	2019 Actual Amount	2020 Adopted Budget	2021 Department Head Requested	2021 Manager Recomended	2021 Commissioner Adopted
Fund: 110 - General Fund						
Department: 3100 - Ad Valorem Taxes						
RE05 - Ad Valorem Taxes						
110.08	Tax Revenue 2008	8,150	0	0		0
110.09	Tax Revenue 2009	11,065	8,000	0	0	0
110.10	Tax Revenue 2010	17,148	11,000	8,000	8,000	8,000
110.11	Tax Revenue 2011	18,728	15,000	11,000	11,000	11,000
110.12	Tax Revenue 2012	25,959	17,000	15,000	15,000	15,000
110.13	Tax Revenue 2013	32,756	25,000	17,000	17,000	17,000
110.14	Tax Revenue 2014	45,383	30,000	25,000	25,000	25,000
110.15	Tax Revenue 2015	87,457	42,000	30,000	30,000	30,000
110.16	Tax Revenue 2016	148,469	80,000	42,000	42,000	42,000
110.17	Tax Revenue 2017	393,118	150,000	70,000	75,000	75,000
110.18	Tax Revenue 2018	28,430,327	500,000	140,000	145,000	145,000
110.19	Tax Revenue 2019	0	28,638,653	500,000	500,000	500,000
110.20	Tax Revenue 2020	0	0	29,330,455	29,478,698	29,478,698
112.00	DMV Current Tax Revenue	3,964,889	3,799,905	3,984,574	3,999,900	3,999,900
140.00	Prior Yr District Taxes	16,301	16,000	16,000	16,000	16,000
150.00	Animal Tax	38,305	38,000	34,000	38,000	38,000
165.00	Tax Refunds	-21,609	-16,000	-16,000	-20,000	-20,000
170.00	Late Listing Penalty	28,401	30,000	35,000	30,000	30,000
175.00	Lien Fees	47,390	32,000	30,000	35,000	35,000
180.00	Interest And Penalties	274,927	275,000	240,000	245,000	245,000
180.25	DMV Tax and Tag Interest	20,413	20,000	20,000	20,000	20,000
180.50	3 % DMV Interest	422	800	600	600	600
190.00	Tax Discounts	-176,554	-177,000	-180,000	-180,000	-180,000
	Account Classification Total: RE05 - Ad Valorem Taxes	33,411,445	33,535,358	34,352,629	34,531,198	34,531,198
	Department Total: 3100 - Ad Valorem Taxes	33,411,445	33,535,358	34,352,629	34,531,198	34,531,198
Department: 3200 - Other Taxes						
RE07 - Sales Tax						
310.09	Medicaid Hold Harmless	467,738	0	0	0	0
310.10	Sales Tax 1/2 Cent Art 44	669,456	670,000	650,000	660,000	660,000
310.12	Sales Tax 1 Cent Art 39	3,887,566	3,742,000	3,800,000	3,813,202	3,813,202
310.19	Sales Tax .25 cent Art 46	316,829	1,525,000	1,650,000	1,896,000	1,896,000
320.11	Sales Tax 83 Article 40	2,259,401	2,220,000	2,220,000	2,232,604	2,232,604
320.12	Sales Tax 86 Article 42	1,044,655	1,010,000	1,010,000	1,025,574	1,025,574
320.13	S/T 83 Co Sch Article 40	968,315	950,000	950,000	1,084,000	1,084,000
320.14	S/T 86 Co Sch Article 42	1,566,982	1,520,000	1,520,000	1,736,000	1,736,000
	Account Classification Total: RE07 - Sales Tax	11,180,942	11,637,000	11,800,000	12,447,380	12,447,380
RE10 - Other Taxes						
310.15	Real Property Excise Tax	267,119	220,000	275,000	275,000	275,000
310.17	Solid Waste Disposal Tax	30,350	26,000	28,000	28,000	28,000
310.25	1.5% Vehicle Lease	34,734	28,000	30,000	30,000	30,000
310.26	Telecommunications Tax	138,590	145,000	145,000	145,000	145,000
310.27	Beer and Wine Tax	2,430	2,000	2,000	2,000	2,000
320.15	Occupancy Tax-Albemarle	262,269	225,000	200,000	200,000	200,000
320.16	Occupancy Tax-Richfield	3,981	3,500	3,500	3,500	3,500
320.17	Occupancy Tax-County	64,424	60,000	45,000	45,000	45,000
320.20	Occupancy Tax-Norwood	1,527	1,500	1,500	1,500	1,500
	Account Classification Total: RE10 - Other Taxes	805,423	711,000	730,000	730,000	730,000
RE20 - Restricted Intergov.						
310.23	ABC Profits Distribution	140,755	0	0	0	64,985
	Account Classification Total: RE20 - Restricted Intergov.	140,755	0	0	0	64,985
	Department Total: 3200 - Other Taxes	12,127,120	12,348,000	12,530,000	13,177,380	13,242,365

Adopted Budget Revenues Fiscal Year 2021

Account Number	Account Description	2019 Actual Amount	2020 Adopted Budget	2021 Department Head Requested	2021 Manager Recomended	2021 Commissioner Adopted
Fund: 110 - General Fund						
Department: 3320 - State Shared Revenues						
Sub-Department: 3233 - Stanly County Schools						
RE20 - Restricted Intergov.						
330.23	Lottery Proceeds	595,000	595,000	598,000	598,000	598,000
	Account Classification Total: RE20 - Restricted Intergov.	595,000	595,000	598,000	598,000	598,000
	Sub-Department Total: 3233 - Stanly County Schools	595,000	595,000	598,000	598,000	598,000
Sub-Department: 3234 - Other State Shared Rev						
RE20 - Restricted Intergov.						
330.12	NC Veterans Affairs	2,216	2,200	2,200	2,200	2,200
330.21	Soil Conservation	26,726	26,000	27,000	27,000	27,000
330.27	JCPC Restitution	78,000	78,000	71,590	71,590	71,590
	Account Classification Total: RE20 - Restricted Intergov.	106,942	106,200	100,790	100,790	100,790
	Sub-Department Total: 3234 - Other State Shared Rev	106,942	106,200	100,790	100,790	100,790
Sub-Department: 3250 - ABC Revenues						
RE20 - Restricted Intergov.						
310.16	5 Cent Bottle Surcharge	19,134	15,000	19,000	19,000	19,000
	Account Classification Total: RE20 - Restricted Intergov.	19,134	15,000	19,000	19,000	19,000
	Sub-Department Total: 3250 - ABC Revenues	19,134	15,000	19,000	19,000	19,000
	Department Total: 3320 - State Shared Revenues	721,077	716,200	717,790	717,790	717,790
Department: 3323 - Court Revenues						
RE20 - Restricted Intergov.						
330.14	Court Facilities Fees	115,941	125,000	115,000	115,000	115,000
	Account Classification Total: RE20 - Restricted Intergov.	115,941	125,000	115,000	115,000	115,000
	Department Total: 3323 - Court Revenues	115,941	125,000	115,000	115,000	115,000
Department: 3330 - Intergovt Charge For Svc						
RE30 - Sales And Services						
430.12	1.5% City & Town Tax Comm	201,246	185,000	195,000	200,000	200,000
	Account Classification Total: RE30 - Sales And Services	201,246	185,000	195,000	200,000	200,000
	Department Total: 3330 - Intergovt Charge For Svc	201,246	185,000	195,000	200,000	200,000
Department: 3340 - Building Permits & Fees						
RE20 - Restricted Intergov.						
410.21	Plan Review Fees	21,199	18,000	18,000	18,000	18,000
	Account Classification Total: RE20 - Restricted Intergov.	21,199	18,000	18,000	18,000	18,000
RE25 - Licenses And Permits						
410.10	Re Inspection Fee	757	500	750	750	750
410.11	Plumbing Permits	55,143	45,000	40,000	40,000	40,000
410.12	Building Permits	568,265	425,000	375,000	390,000	390,000
410.13	Mobile Home Permits	8,325	8,500	7,000	7,000	7,000
410.14	Electrical Inspection Fee	154,750	115,000	110,000	115,000	115,000
410.15	Mechanical Permits	87,963	73,500	71,000	71,000	71,000
	Account Classification Total: RE25 - Licenses And Permits	875,205	667,500	603,750	623,750	623,750
RE40 - Miscellaneous						
890.25	Misc Fees	4	0	0	0	0
	Account Classification Total: RE40 - Miscellaneous	4	0	0	0	0
	Department Total: 3340 - Building Permits & Fees	896,408	685,500	621,750	641,750	641,750
Department: 3347 - Register of Deeds						
RE25 - Licenses And Permits						
410.16	Marriage Licenses	8,025	8,500	8,500	8,500	8,500
410.17	Recording Fees	243,169	260,982	260,982	260,982	260,982
410.27	10% Enhancement Revenues	31,022	65,183	65,183	69,318	69,318
410.29	Pension Fund	5,425	5,684	5,684	5,684	5,684
	Account Classification Total: RE25 - Licenses And Permits	287,642	340,349	340,349	344,484	344,484
RE40 - Miscellaneous						
890.13	Misc. Income Reg. Deeds	6,469	6,500	6,500	6,500	6,500
	Account Classification Total: RE40 - Miscellaneous	6,469	6,500	6,500	6,500	6,500
	Department Total: 3347 - Register of Deeds	294,112	346,849	346,849	350,984	350,984

Account Number	Account Description	2019 Actual Amount	2020 Adopted Budget	2021 Department Head Requested	2021 Manager Recomended	2021 Commissioner Adopted
Fund: 110 - General Fund						
Department: 3414 - Tax And Revaluation						
RE30 - Sales And Services						
890.11	Copy Sales	0	100	100	100	100
890.12	Map Sales	573	0	0	500	500
	Account Classification Total: RE30 - Sales And Services	573	100	100	600	600
	Department Total: 3414 - Tax And Revaluation	573	100	100	600	600
Department: 3417 - Elections						
RE30 - Sales And Services						
371.00	County Filing Fees	0	2,000	0	0	0
371.10	City & Towns Election Fee	3,160	200	4,000	4,000	4,000
890.11	Copy Sales	206	200	200	200	200
	Account Classification Total: RE30 - Sales And Services	3,365	2,400	4,200	4,200	4,200
	Department Total: 3417 - Elections	3,365	2,400	4,200	4,200	4,200
Department: 3431 - Sheriff						
RE20 - Restricted Intergov.						
230.35	Fed Forfeited Treasury	400	2,000	1,000	1,000	1,000
310.24	Drug Seizure	9,890	21,035	22,000	22,000	22,000
	Account Classification Total: RE20 - Restricted Intergov.	10,290	23,035	23,000	23,000	23,000
RE25 - Licenses And Permits						
410.19	Concealed Weapons Fees	61,530	60,000	60,000	60,000	60,000
	Account Classification Total: RE25 - Licenses And Permits	61,530	0	60,000	60,000	60,000
RE30 - Sales And Services						
330.94	School Resource Officers	419,878	411,728	436,116	432,181	432,181
371.11	Richfield Deputy	75,450	30,000	75,463	74,768	74,768
371.12	New London Deputy	19,613	15,500	15,500	15,500	15,500
371.14	ALCOA Part Time Deputy	30,000	30,000	30,000	30,000	30,000
371.15	AFIS Fees	5,460	6,000	6,000	6,000	6,000
371.16	Red Cross	18,610	20,000	20,000	20,000	20,000
410.18	Sheriff Fees	78,217	80,000	80,000	80,000	80,000
	Account Classification Total: RE30 - Sales And Services	647,228	593,228	663,079	658,449	658,449
RE40 - Miscellaneous						
840.10	Donations	220	0	0	0	0
840.27	Donations-Sheriff's Office Cadets	2,998	0	0	0	0
890.10	Miscellaneous Income	2,013	1,000	1,000	1,000	1,000
890.40	Misc Income Calendar/Book	5,000	4,000	4,000	4,000	4,000
	Account Classification Total: RE40 - Miscellaneous	10,231	5,000	5,000	5,000	5,000
	Department Total: 3431 - Sheriff	729,279	621,263	751,079	746,449	746,449
Department: 3432 - Jail						
RE20 - Restricted Intergov.						
331.11	DWI Safe Roads Act	5,343	4,500	4,500	4,500	4,500
420.13	Monitoring Device Fees	187	0	0	0	0
	Account Classification Total: RE20 - Restricted Intergov.	5,530	4,500	4,500	4,500	4,500
RE30 - Sales And Services						
420.11	State Jail Fees	208,598	228,500	228,500	228,500	228,500
420.12	County Jail & Ofc Fees	45,991	38,000	38,000	40,000	40,000
480.10	Inmate Reimbursement	3,277	4,000	4,000	4,000	4,000
480.20	SSI Income	3,600	5,000	5,000	5,000	5,000
480.30	Canteen Profits	36,336	29,000	29,000	34,000	34,000
840.23	Telephone Fees	51,805	40,000	40,000	45,000	45,000
	Account Classification Total: RE30 - Sales And Services	349,607	344,500	344,500	356,500	356,500
RE40 - Miscellaneous						
860.19	State Criminal Alien Assistance Program (SCAAP)	2,889	2,000	0	0	0
890.10	Miscellaneous Income	856	0	0	500	500
890.44	Fingerprinting	1,152	0	0	1,500	1,500
	Account Classification Total: RE40 - Miscellaneous	4,897	2,000	0	2,000	2,000
RE45 - Fund Balance Appropriated						
990.4320	Fund Balance Jail Inmate	0	0	0	9,600	9,600
990.8402	Fund Balance Telephone Funds	0	0	0	20,000	20,000
	Account Classification Total: RE45 - Fund Balance Appropriated	0	0	0	29,600	29,600
	Department Total: 3432 - Jail	360,035	351,000	349,000	392,600	392,600

Adopted Budget Revenues Fiscal Year 2021

Account Number	Account Description	2019 Actual Amount	2020 Adopted Budget	2021 Department Head Requested	2021 Manager Recomended	2021 Commissioner Adopted
Fund: 110 - General Fund						
Department: 3433 - Emergency Management						
RE20 - Restricted Intergov.						
330.87	Emer Mgmt Supp Grant	38,524	37,500	98,500	98,500	98,500
330.88	NC Tier 2 Grant	9,748	0	0	0	0
330.97	NCEM/DOJ Grant	17,000	0	0	0	0
	Account Classification Total: RE20 - Restricted Intergov.	65,272	37,500	98,500	98,500	98,500
RE40 - Miscellaneous						
890.31	Blackboard Connect	10,783	10,783	10,783	10,783	10,783
	Account Classification Total: RE40 - Miscellaneous	10,783	10,783	10,783	10,783	10,783
	Department Total: 3433 - Emergency Management	76,055	48,283	109,283	109,283	109,283
Department: 3434 - Fire Services						
RE20 - Restricted Intergov.						
410.21	Plan Review Fees	6,250	5,000	3,750	4,500	4,500
	Account Classification Total: RE20 - Restricted Intergov.	6,250	5,000	3,750	4,500	4,500
RE25 - Licenses And Permits						
410.25	Fire Permits	3,850	4,500	3,000	3,500	3,500
	Account Classification Total: RE25 - Licenses And Permits	3,850	4,500	3,000	3,500	3,500
RE30 - Sales And Services						
490.16	FMO Fees	0	1,000	500	500	500
	Account Classification Total: RE30 - Sales And Services	0	1,000	500	500	500
RE40 - Miscellaneous						
890.10	Miscellaneous Income	0	0	350	350	350
	Account Classification Total: RE40 - Miscellaneous	0	0	350	350	350
	Department Total: 3434 - Fire Services	10,100	10,500	7,600	8,850	8,850
Department: 3437 - EMS/Rescue Squad						
RE20 - Restricted Intergov.						
330.28	ASPR Grant	3,284	0	0	0	0
339.12	BCBS Grant	16,074	0	148,663	148,663	148,663
	Account Classification Total: RE20 - Restricted Intergov.	19,357	0	148,663	148,663	148,663
RE30 - Sales And Services						
330.31	Medicaid Settlement	371,935	250,000	250,000	275,000	275,000
413.11	Ambulance Fee/Debt Setoff	43,352	40,000	45,000	45,000	45,000
440.30	EMS MC Ambulance Fees	0	0	1,995,031	2,020,031	2,020,031
440.40	Ambulance Fees	2,785,659	2,505,000	522,348	522,348	522,348
	Account Classification Total: RE30 - Sales And Services	3,200,946	2,795,000	2,812,379	2,862,379	2,862,379
RE40 - Miscellaneous						
840.10	Donations	150	0	0	0	0
840.13	Substance Abuse Reimbursement	7,181	0	0	0	0
890.10	Miscellaneous Income	78	0	0	0	0
	Account Classification Total: RE40 - Miscellaneous	7,409	0	0	0	0
	Department Total: 3437 - EMS/Rescue Squad	3,227,713	2,795,000	2,961,042	3,011,042	3,011,042
Department: 3439 - Facilities Mgmt						
RE30 - Sales And Services						
820.13	Sale of Road Signs	887	1,000	750	750	750
	Account Classification Total: RE30 - Sales And Services	887	1,000	750	750	750
	Department Total: 3439 - Facilities Mgmt	887	1,000	750	750	750

Account Number	Account Description	2019 Actual Amount	2020 Adopted Budget	2021 Department Head Requested	2021 Manager Recomended	2021 Commissioner Adopted
Fund: 110 - General Fund						
Department: 3450 - Transportation Revenues						
RE17 - Restricted Govt-Capital						
363.11	Grant Capital 90-10	176,566	275,433	176,445	176,445	176,445
	Account Classification Total: RE17 - Restricted Govt-Capital	176,566	275,433	176,445	176,445	176,445
RE20 - Restricted Intergov.						
361.15	Indirect Grant-Admin	198,655	199,953	204,538	204,538	204,538
361.20	EDTAP Grant	71,222	70,000	83,000	83,000	83,000
361.25	Work First Grant	15,218	15,000	17,500	17,500	17,500
361.30	General Public Rider	90,987	90,000	107,000	107,000	107,000
	Account Classification Total: RE20 - Restricted Intergov.	376,081	374,953	412,038	412,038	412,038
RE30 - Sales And Services						
440.75	Charges f/Trans Medicaid Rev.	176,661	180,000	180,000	180,000	180,000
440.76	Charges f/Trans Contract Rev.	226,484	235,000	215,000	215,000	215,000
440.78	Charges f/Trans Fares from Passengers	34,343	20,000	20,000	25,000	25,000
	Account Classification Total: RE30 - Sales And Services	437,488	435,000	415,000	420,000	420,000
RE40 - Miscellaneous						
363.14	Sale of Surplus Vans	8,756	8,000	6,000	6,000	6,000
580.20	Insurance Proceeds from Accident (SCUSA)	1,751	0	0	0	0
	Account Classification Total: RE40 - Miscellaneous	10,507	8,000	6,000	6,000	6,000
	Department Total: 3450 - Transportation Revenues	1,000,642	1,093,386	1,009,483	1,014,483	1,014,483
Department: 3471 - Solid Waste Operating Rev						
RE20 - Restricted Intergov.						
330.13	Tire Disposal Fee	87,271	80,000	85,000	85,000	85,000
330.85	White Goods Fee	25,758	25,000	26,000	26,000	26,000
	Account Classification Total: RE20 - Restricted Intergov.	113,029	105,000	111,000	111,000	111,000
RE30 - Sales And Services						
440.60	Solid Waste Fees	953,730	1,029,775	1,030,540	1,091,160	1,091,160
	Account Classification Total: RE30 - Sales And Services	953,730	1,029,775	1,030,540	1,091,160	1,091,160
RE40 - Miscellaneous						
890.10	Miscellaneous Income	9,721	0	0	0	0
	Account Classification Total: RE40 - Miscellaneous	9,721	0	0	0	0
	Department Total: 3471 - Solid Waste Operating Rev	1,076,480	1,134,775	1,141,540	1,202,160	1,202,160
Department: 3490 - Central Permitting						
RE25 - Licenses And Permits						
410.22	Technology Fees	23,070	18,000	18,000	18,000	18,000
	Account Classification Total: RE25 - Licenses And Permits	23,070	18,000	18,000	18,000	18,000
RE40 - Miscellaneous						
890.10	Miscellaneous Income	426	250	350	350	350
	Account Classification Total: RE40 - Miscellaneous	426	250	350	350	350
	Department Total: 3490 - Central Permitting	23,496	18,250	18,350	18,350	18,350
Department: 3491 - Planning & Zoning Revenue						
RE20 - Restricted Intergov.						
410.32	AMH Grant	6,121	8,000	2,000	2,000	2,000
410.33	AMH Participation Fee	1,525	1,050	350	350	350
410.34	AMH Surcharge	650	800	600	600	600
	Account Classification Total: RE20 - Restricted Intergov.	8,296	9,850	2,950	2,950	2,950
RE25 - Licenses And Permits						
371.19	Planning Code Enforcement	10,682	10,000	8,000	8,000	8,000
410.28	Zoning Fees	19,987	18,000	17,000	18,000	18,000
	Account Classification Total: RE25 - Licenses And Permits	30,668	28,000	25,000	26,000	26,000
RE40 - Miscellaneous						
410.31	Land Use Fees	16,930	15,000	14,000	15,000	15,000
	Account Classification Total: RE40 - Miscellaneous	16,930	15,000	14,000	15,000	15,000
	Department Total: 3491 - Planning & Zoning Revenue	55,894	52,850	41,950	43,950	43,950

Adopted Budget Revenues Fiscal Year 2021

Account Number	Account Description	2019 Actual Amount	2020 Adopted Budget	2021 Department Head Requested	2021 Manager Recomended	2021 Commissioner Adopted
Fund: 110 - General Fund						
Department: 3492 - Rocky River RPO Revenue						
RE20 - Restricted Intergov.						
330.54	State Grant RPO	69,971	92,071	92,871	92,162	92,162
	Account Classification Total: RE20 - Restricted Intergov.	69,971	92,071	92,871	92,162	92,162
RE40 - Miscellaneous						
840.10	Donations	26,594	23,018	23,217	23,040	23,040
	Account Classification Total: RE40 - Miscellaneous	26,594	23,018	23,217	23,040	23,040
	Department Total: 3492 - Rocky River RPO Revenue	96,565	115,089	116,088	115,202	115,202
Department: 3494 - Economic Development						
RE07 - Sales Tax						
310.10	Sales Tax 1/2 Cent Art 44	110,000	110,000	0	110,000	110,000
	Account Classification Total: RE07 - Sales Tax	110,000	110,000	0	110,000	110,000
RE40 - Miscellaneous						
890.10	Miscellaneous Income	119,140	0	0	0	0
	Account Classification Total: RE40 - Miscellaneous	119,140	0	0	0	0
	Department Total: 3494 - Economic Development	229,140	110,000	0	110,000	110,000
Department: 3495 - Cooperative Extension						
RE30 - Sales And Services						
430.13	4-H Fees	6,871	6,400	0	0	0
430.14	4-H Fundraising Fee	11,947	6,000	6,500	6,500	6,500
	Account Classification Total: RE30 - Sales And Services	18,818	12,400	6,500	6,500	6,500
RE40 - Miscellaneous						
841.10	United Way	1,503	1,759	0	0	0
841.20	4H Grants/Donations	3,940	2,241	4,400	4,400	4,400
890.10	Miscellaneous Income	1,752	250	250	250	250
890.30	FCS Program	875	1,200	500	500	500
890.60	Crop/Hort Fundraising	2,211	2,000	500	500	500
890.61	Learning to Grow	805	1,035	1,000	1,000	1,000
890.65	Master Garnders Program	791	1,500	2,500	2,500	2,500
890.66	Extension Master Food Volunteer Program	380	0	500	500	500
	Account Classification Total: RE40 - Miscellaneous	12,256	9,985	9,650	9,650	9,650
	Department Total: 3495 - Cooperative Extension	31,074	22,385	16,150	16,150	16,150
Department: 3523 - Juvenile Justice						
RE20 - Restricted Intergov.						
330.16	OJJ Administration	1,000	1,000	1,000	1,000	1,000
330.19	JCPC TEEN COURT PROGRAM	30,387	30,384	0	0	0
330.42	Stanly County Lift Academ	20,000	20,000	20,000	20,000	20,000
330.44	Stable Relationships	16,560	16,560	20,139	20,139	20,139
330.49	JCPC Refunds	380	0	0	0	0
330.55	JCPC-Kids @ Work! Stanly	0	0	30,000	30,000	30,000
840.12	D-A-S-H Youth Connections Mentroring	28,123	28,123	31,340	31,340	31,340
	Account Classification Total: RE20 - Restricted Intergov.	96,450	96,067	102,479	102,479	102,479
	Department Total: 3523 - Juvenile Justice	96,450	96,067	102,479	102,479	102,479

Account Number	Account Description	2019 Actual Amount	2020 Adopted Budget	2021 Department Head Requested	2021 Manager Recomended	2021 Commissioner Adopted
Fund: 110 - General Fund						
REVENUES						
Department: 3500 - Health Department Revenue						
RE20 - Restricted Intergov.						
330.10	Health & Humans Services	751,988	850,172	824,538	826,038	826,038
330.18	Health & Humans Services	19,852	18,600	18,000	18,000	18,000
330.56	HRSA Grant	0	0	329,382	329,318	329,318
330.58	Community Linkages to Care for Overdose Prevention and Response	0	0	99,618	99,618	99,618
	Account Classification Total: RE20 - Restricted Intergov.	771,840	868,772	1,271,538	1,272,974	1,272,974
RE30 - Sales And Services						
330.30	Title XIX Medicaid	299,431	330,000	330,000	330,000	330,000
330.31	Medicaid Settlement	44,883	63,000	65,000	65,000	65,000
330.33	Title XIX Medicaid- Home Health	413,087	425,000	425,000	425,000	425,000
330.38	Medicaid Settlement - Dental	594,656	575,000	575,000	575,000	575,000
330.50	Title XIX Medicaid-Dental Health	596,422	625,000	625,000	625,000	625,000
411.11	Environmental Health Fees	92,407	95,000	98,000	98,000	98,000
412.10	Animal Adoptions & Reclaims	15,035	14,000	14,000	14,000	14,000
413.10	Patient Fees	152,521	90,000	125,000	125,000	125,000
413.12	Patient Fees-Employee Wellness	11,560	12,000	12,000	12,000	12,000
413.14	Patient Fees-Home Health	1,213,035	1,123,522	920,121	919,594	919,594
413.16	Patient Fees-Dental	87,980	76,883	132,585	132,725	132,725
490.15	Fines And Violations	3,156	4,000	4,000	4,000	4,000
890.15	Misc Inc. Env. Health	3,230	5,000	5,000	5,000	5,000
	Account Classification Total: RE30 - Sales And Services	3,527,403	3,438,405	3,330,706	3,330,319	3,330,319
RE40 - Miscellaneous						
840.17	Donations-Animal Control	520	0	0	0	0
840.18	Donations-Dental	65,000	0	0	0	0
890.16	Misc Income Health	1,548	3,500	1,500	1,500	1,500
890.36	Dental Misc Income	3,757	0	0	0	0
890.45	Misc Income Home Health	164	0	0	0	0
	Account Classification Total: RE40 - Miscellaneous	70,989	3,500	1,500	1,500	1,500
RE45 - Fund Balance Appropriated						
990.5110	Fund Balance App Medicaid	0	15,000	0	0	0
990.5138	Fund Balance App Home Hea	0	0	125,000	121,800	121,800
990.5158	Fund Balance App Dental	0	77,294	95,000	93,000	93,000
	Account Classification Total: RE45 - Fund Balance Appropriated	0	92,294	220,000	214,800	214,800
	Department Total: 3500 - Health Department Revenue	4,370,232	4,402,971	4,823,744	4,819,593	4,819,593
Department: 3530 - Social Services						
Sub-Department: 5310 - Social Services Admin.						
RE20 - Restricted Intergov.						
330.43	Child Day Care	1,816	307,830	263,358	0	0
330.45	DSS Administration	4,077,005	4,345,468	4,387,900	4,332,993	4,332,993
330.77	CAP Medicaid	226,446	195,000	195,000	195,000	195,000
333.11	IV D Incentive	56,007	40,041	40,041	40,041	40,041
	Account Classification Total: RE20 - Restricted Intergov.	4,361,274	4,888,339	4,886,299	4,568,034	4,568,034
RE40 - Miscellaneous						
890.18	DSS Miscellaneous Income	1,740	2,500	2,500	2,500	2,500
	Account Classification Total: RE40 - Miscellaneous	1,740	2,500	2,500	2,500	2,500
	Sub-Department Total: 5310 - Social Services Admin.	4,363,014	4,890,839	4,888,799	4,570,534	4,570,534
Sub-Department: 5390 - Social Services Funds						
RE20 - Restricted Intergov.						
331.13	Title XIX Medicaid Trans.	18,638	60,000	48,000	48,000	48,000
333.12	AFDC IV D	12,812	10,000	10,000	10,000	10,000
336.11	State Foster Care	19,604	70,000	70,000	70,000	70,000
337.11	IV E Foster Care	143,077	181,700	181,700	181,700	181,700
337.13	LINKS	1,901	7,000	7,000	7,000	7,000
338.11	Adoption Assistance	11,188	6,250	6,250	6,250	6,250
	Account Classification Total: RE20 - Restricted Intergov.	207,219	334,950	322,950	322,950	322,950
	Sub-Department Total: 5390 - Social Services Funds	207,219	334,950	322,950	322,950	322,950
	Department Total: 3530 - Social Services	4,570,233	5,225,789	5,211,749	4,893,484	4,893,484

Adopted Budget Revenues Fiscal Year 2021

Account Number	Account Description	2019 Actual Amount	2020 Adopted Budget	2021 Department Head Requested	2021 Manager Recomended	2021 Commissioner Adopted
Fund: 110 - General Fund						
REVENUES						
Department: 3538 - Senior Services						
RE20 - Restricted Intergov.						
330.10	Health & Humans Services	10,692	11,400	11,400	11,400	11,400
331.61	SHIPP Grant	10,506	7,979	8,000	8,000	8,000
	Account Classification Total: RE20 - Restricted Intergov.	21,198	19,379	19,400	19,400	19,400
RE30 - Sales And Services						
890.39	Misc. Income Travel Fee	111,461	125,000	87,000	87,000	87,000
	Account Classification Total: RE30 - Sales And Services	111,461	125,000	87,000	87,000	87,000
RE40 - Miscellaneous						
840.10	Donations	12,225	18,000	18,000	18,000	18,000
840.26	Health Promotion/Disease Prevention	1,170	2,600	2,600	2,600	2,600
840.35	Consumer Contributions	258	0	0	0	0
860.11	Senior Center Rent	7,750	6,000	7,200	7,200	7,200
890.19	Advertising Fees Sen Ctr,	576	650	500	500	500
890.20	Misc. Income Senior Ctr.	2,092	3,000	1,500	1,500	1,500
	Account Classification Total: RE40 - Miscellaneous	24,071	30,250	29,800	29,800	29,800
	Department Total: 3538 - Senior Services	156,729	174,629	136,200	136,200	136,200
Department: 3586 - Aging Services						
RE20 - Restricted Intergov.						
330.60	HCCBG	477,090	509,184	509,184	509,184	509,184
370.12	Local Town Match	7,000	7,000	7,000	7,000	7,000
	Account Classification Total: RE20 - Restricted Intergov.	484,090	516,184	516,184	516,184	516,184
RE40 - Miscellaneous						
840.10	Donations	3,569	2,800	2,800	2,800	2,800
840.35	Consumer Contributions	31,926	34,500	36,300	36,300	36,300
840.50	NC DOT Grant	54,000	32,261	54,000	54,000	54,000
841.10	United Way	35,000	30,000	20,000	20,000	20,000
890.23	Misc. Income Aging	16	0	0	0	0
	Account Classification Total: RE40 - Miscellaneous	124,510	99,561	113,100	113,100	113,100
	Department Total: 3586 - Aging Services	608,600	615,745	629,284	629,284	629,284
Department: 3611 - Stanly County Library						
RE20 - Restricted Intergov.						
330.52	State Aid To Libraries	113,266	115,000	115,000	115,000	115,000
	Account Classification Total: RE20 - Restricted Intergov.	113,266	115,000	115,000	115,000	115,000
RE30 - Sales And Services						
490.10	Fines And Lost Books	19,691	25,000	20,000	20,000	20,000
860.10	Library Meeting Room Rent	510	300	300	300	300
	Account Classification Total: RE30 - Sales And Services	20,201	25,300	20,300	20,300	20,300
RE40 - Miscellaneous						
840.10	Donations	6,192	300	300	300	300
840.15	Donations-Lib Endowment	110	100	300	300	300
890.21	Misc. Income Library	6,018	5,500	5,500	5,500	5,500
	Account Classification Total: RE40 - Miscellaneous	12,320	5,900	6,100	6,100	6,100
	Department Total: 3611 - Stanly County Library	145,787	146,200	141,400	141,400	141,400
Department: 3616 - Civic Center						
RE30 - Sales And Services						
480.31	Concession Profits	4,795	4,000	4,000	4,000	4,000
	Account Classification Total: RE30 - Sales And Services	4,795	4,000	4,000	4,000	4,000
RE40 - Miscellaneous						
860.13	Rent Civic Center	76,159	65,000	65,000	65,000	65,000
890.10	Miscellaneous Income	1,290	0	0	0	0
890.24	Misc/Vending Machines	635	650	650	650	650
	Account Classification Total: RE40 - Miscellaneous	78,084	65,650	65,650	65,650	65,650
	Department Total: 3616 - Civic Center	82,880	69,650	69,650	69,650	69,650

Adopted Budget Revenues Fiscal Year 2021

Account Number	Account Description	2019 Actual Amount	2020 Adopted Budget	2021 Department Head Requested	2021 Manager Recomended	2021 Commissioner Adopted
Fund: 110 - General Fund						
REVENUES						
Department: 3831 - Investment Earnings						
RE35 - Investment Earnings						
491.12	Investment Earnings	638,567	575,000	300,000	305,000	305,000
	Account Classification Total: RE35 - Investment Earnings	638,567	575,000	300,000	305,000	305,000
	Department Total: 3831 - Investment Earnings	638,567	575,000	300,000	305,000	305,000
Department: 3834 - Rent Income						
RE40 - Miscellaneous						
860.14	Rent Income	166,531	170,000	170,000	170,000	170,000
860.17	Partnership f/Children	54,266	54,267	54,267	54,267	54,267
	Account Classification Total: RE40 - Miscellaneous	220,797	224,267	224,267	224,267	224,267
	Department Total: 3834 - Rent Income	220,797	224,267	224,267	224,267	224,267
Department: 3835 - Sale of Assets						
RE40 - Miscellaneous						
820.10	Sale of Surplus Property	29,059	25,000	25,000	25,000	25,000
	Account Classification Total: RE40 - Miscellaneous	29,059	25,000	25,000	25,000	25,000
	Department Total: 3835 - Sale of Assets	29,059	25,000	25,000	25,000	25,000
Department: 3838 - Loan Proceeds						
RE40 - Miscellaneous						
330.32	Loan Proceeds	163,601	0	0	0	0
	Account Classification Total: RE40 - Miscellaneous	163,601	0	0	0	0
	Department Total: 3838 - Loan Proceeds	163,601	0	0	0	0
Department: 3839 - Miscellaneous Income						
RE40 - Miscellaneous						
580.10	Insurance Settlements	122,831	0	0	0	107,000
890.10	Miscellaneous Income	3,730,743	35,000	35,000	40,000	40,000
891.10	Cash Shortage & Overage	71	0	0	0	0
	Account Classification Total: RE40 - Miscellaneous	3,853,645	35,000	35,000	40,000	147,000
	Department Total: 3839 - Miscellaneous Income	3,853,645	35,000	35,000	40,000	147,000
Department: 3991 - Fund Balance Appropriated						
RE45 - Fund Balance Appropriated						
990.000	Fund Balance Appropriated	0	2,711,072	9,849,091	1,682,183	1,730,183
	Account Classification Total: RE45 - Fund Balance Appropriated	0	2,711,072	9,849,091	1,682,183	1,730,183
	Department Total: 3991 - Fund Balance Appropriated	0	2,711,072	9,849,091	1,682,183	1,730,183
	REVENUES Total	69,625,225	68,679,578	76,953,497	69,596,711	69,816,696

STANLY COUNTY
NORTH CAROLINA
Water. Air. Land. Success.

THIS PAGE LEFT INTENTIONALLY BLANK

STANLY COUNTY

GENERAL FUND

SUMMARY OF EXPENSES WITH ORIGINAL 2020 BUDGET COMPARED TO ADOPTED BUDGET FOR FISCAL YEAR 2021

Description	2019 Actual Expenses	2020 Original Budget	2021 Department Requested	2021 Manager Recommended	2021 Commission Adopted
General Government	$ 5,797,198	$ 6,067,522	$ 6,434,835	$ 6,047,989	$ 6,047,989
Public Safety	16,377,488	16,369,068	19,463,944	17,777,760	17,997,745
Transportation	1,182,106	1,397,932	1,314,280	1,304,631	1,304,631
Environmental Protection	1,329,000	1,382,974	1,493,040	1,453,769	1,453,769
Economic and Physical Development	1,849,982	1,715,171	1,755,342	1,686,066	1,686,066
Human Services	15,190,415	16,808,442	17,839,422	17,155,416	17,155,416
Culture and Recreation	1,656,972	1,617,729	1,854,019	1,656,454	1,656,454
Education	16,298,562	19,378,301	22,643,551	18,401,696	18,401,696
Special Appropriations	160,000	135,000	155,000	145,000	145,000
Debt Service	3,341,170	3,300,104	3,635,896	3,635,896	3,635,896
Transfers to Other Funds	791,102	357,335	364,168	332,034	332,034
Contingency	-	150,000	-	-	-
	$ 63,973,996	$ 68,679,578	$ 76,953,497	$ 69,596,711	$ 69,816,696

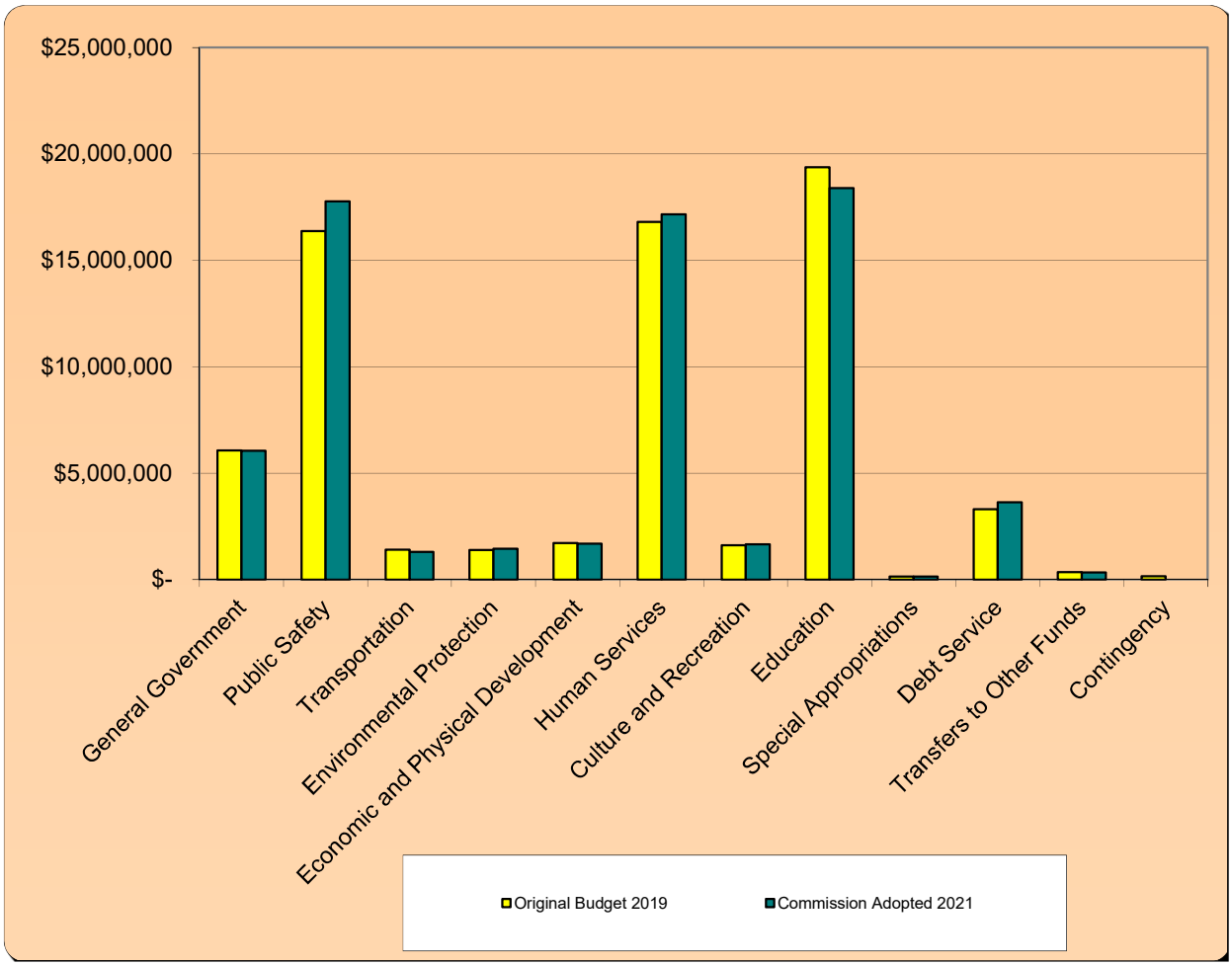

STANLY COUNTY

GENERAL FUND SUMMARY EXPENSES BY FUNCTION

ADOPTED BUDGET FOR FISCAL YEAR 2021

Description	2019 Actual Expenses	2020 Original Budget	2021 Department Requested	2021 Manager Recommended	2021 Commission Adopted
General Government	$ 5,797,198	$ 6,067,522	$ 6,434,835	$ 6,047,989	$ 6,047,989
Public Safety	16,377,488	16,369,068	19,463,944	17,777,760	17,997,745
Transportation	1,182,106	1,397,932	1,314,280	1,304,631	1,304,631
Environmental Protection	1,329,000	1,382,974	1,493,040	1,453,769	$1,453,769
Economic and Physical Development	1,849,982	1,715,171	1,755,342	1,686,066	1,686,066
Human Services	15,190,415	16,808,442	17,839,422	17,155,416	17,155,416
Culture and Recreation	1,656,972	1,617,729	1,854,019	1,656,454	1,656,454
Education	16,298,562	19,378,301	22,643,551	18,401,696	18,401,696
Special Appropriations	160,000	135,000	155,000	145,000	145,000
Debt Service	3,341,170	3,300,104	3,635,896	3,635,896	3,635,896
Transfers to Other Funds	791,102	357,335	364,168	332,034	332,034
Contingency	-	150,000	-	-	-
	$ 63,973,996	$ 68,679,578	$ 76,953,497	$ 69,596,711	$69,816,696

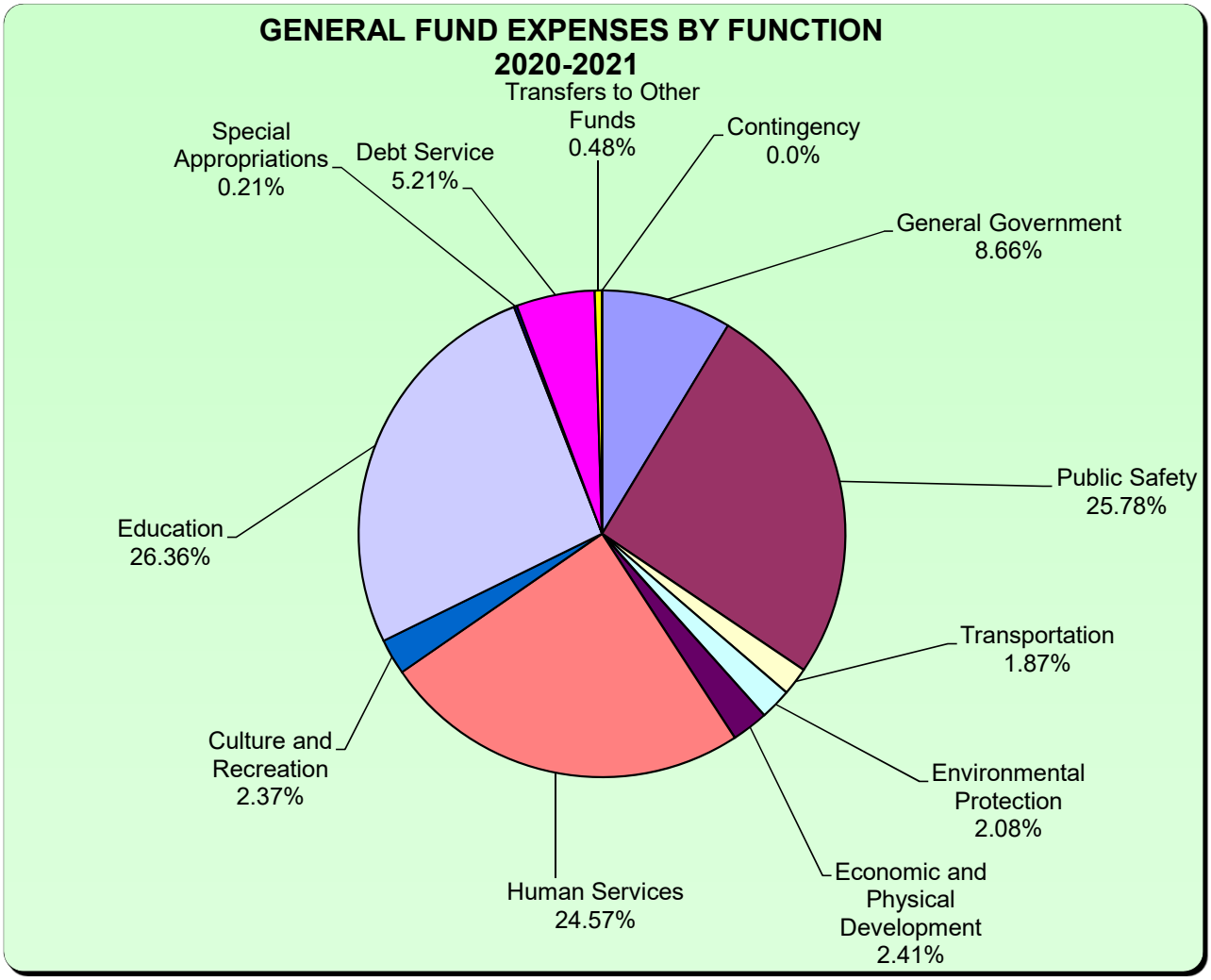

STANLY COUNTY
NORTH CAROLINA
Water. Air. Land. Success.

THIS PAGE LEFT INTENTIONALLY BLANK

STANLY COUNTY
GENERAL GOVERNMENT SUMMARY EXPENSES BY FUNCTION
ADOPTED BUDGET FOR FISCAL YEAR 2021

Description	2019 Actual Expenses	2020 Original Budget	2021 Department Requested	2021 Manager Recommended	2021 Commission Adopted
Governing Body	$ 240,365	$ 238,087	$ 264,245	$ 260,368	$ 260,603
Administration	478,601	515,736	519,622	514,487	514,487
Finance	538,563	594,985	633,756	629,836	629,836
Tax Administration	844,687	869,503	889,514	882,799	882,799
Tax Revaluation	409,808	435,586	490,000	483,966	483,966
Attorneys	378,462	186,235	193,938	192,942	192,942
Clerk of Court	10,025	13,666	12,380	12,155	12,155
Judge's Office	2,825	7,000	11,350	10,250	10,250
District Attorney	-	4,500	-	-	-
Elections	396,071	459,671	533,913	474,494	474,259
Register of Deeds	367,161	434,211	452,697	449,459	449,459
Information Technology	895,771	970,260	1,027,564	996,656	996,656
Facilities Management	1,234,860	1,338,082	1,405,856	1,140,577	1,140,577
Total General Government	$ 5,797,198	$6,067,522	$ 6,434,835	$ 6,047,989	$ 6,047,989

Account Number	Account Description	2019 Actual Amount	2020 Adopted Budget	2021 Department Head Requested	2021 Manager Recomended	2021 Commissioner Adopted
Fund: 110 - General Fund						
Department: 4110 - Governing Body						
EX05 - Personal Services						
120.000	Salaries Wages-Bd Members	67,398	67,282	67,282	67,282	67,282
127.000	Cell Phone Stipends	8,244	8,040	8,040	8,040	8,040
181.000	FICA/Medicare Tax	8,779	8,975	8,975	8,975	8,975
183.000	Health/Dental Insurance	56,547	52,771	85,701	81,842	81,842
189.000	Other Fringe Benefits	-	-	294	294	294
	Account Classification Total: EX05 - Personal Services	140,967	137,068	170,292	166,433	166,433
EX10 - Supplies And Materials						
220.000	Food And Provisions	931	1,000	1,000	1,000	1,000
260.000	Office Supplies	155	350	350	350	350
291.000	Data Processing Supplies	-	50	-	-	-
299.000	Miscellaneous Supplies	4,500	5,050	-	-	-
	Account Classification Total: EX10 - Supplies And Materials	5,586	6,450	1,350	1,350	1,350
EX15 - Current Oblig. & Services						
311.000	Travel P.O.V.	42,720	44,500	44,500	44,500	44,500
312.000	Training	3,714	2,500	-	-	-
321.000	Telephone Service	490	450	500	500	500
325.000	Postage	-	50	50	50	50
341.000	Printing Expense for Grants	5,065	5,200	5,200	5,200	5,200
342.000	Reproduction-Photo/Micro.	112	100	100	100	100
370.000	Advertising Expense	764	500	500	500	500
399.000	Other Services	540	-	-	-	-
	Account Classification Total: EX15 - Current Oblig. & Services	53,405	53,300	50,850	50,850	50,850
EX20 - Fixed Chgs. & Other Serv.						
451.000	Cyber Insurance Cost	123	113	133	133	133
454.000	Insurance Coverage Costs	1,540	1,622	1,704	1,686	1,686
491.300	Centralina Cog	14,820	15,055	15,199	15,199	15,434
491.400	NCACC	6,811	7,020	7,200	7,200	7,200
491.500	IOG	7,799	8,142	8,200	8,200	8,200
491.600	NACO	1,212	1,212	1,212	1,212	1,212
491.700	Rocky River RPO	8,102	8,105	8,105	8,105	8,105
	Account Classification Total: EX20 - Fixed Chgs. & Other Serv.	40,407	41,269	41,753	41,735	41,970
	Department Total: 4110 - Governing Body	240,365	238,087	264,245	260,368	260,603

Account Number	Account Description	2019 Actual Amount	2020 Adopted Budget	2021 Department Head Requested	2021 Manager Recomended	2021 Commissioner Adopted
Fund: 110 - General Fund						
Department: 4120 - Administration						
EX05 - Personal Services						
121.000	Salaries & Wages-Regular	333,350	337,380	350,412	350,412	350,412
127.000	Cell Phone Stipends	840	840	840	840	840
181.000	FICA/Medicare Tax	23,836	25,852	26,848	26,848	26,848
182.000	Retirement Expense	25,809	29,633	34,927	34,927	34,927
183.000	Health/Dental Insurance	52,998	57,679	60,561	57,679	57,679
185.000	Unemployment Compensation	324	963	963	963	963
186.000	Workers Compensation	7,423	6,991	7,341	6,906	6,906
189.000	Other Fringe Benefits	7,014	7,640	7,855	7,855	7,855
190.000	Professional Services	3,180	2,500	2,500	2,500	2,500
	Account Classification Total: EX05 - Personal Services	454,774	469,478	492,247	488,930	488,930
EX10 - Supplies And Materials						
220.000	Food And Provisions	-	100	100	100	100
260.000	Office Supplies	2,090	1,250	1,250	1,250	1,250
261.000	Departmental Supplies	-	2,750	1,000	1,000	1,000
291.000	Data Processing Supplies	1,023	2,500	1,500	1,500	1,500
	Account Classification Total: EX10 - Supplies And Materials	3,113	6,600	3,850	3,850	3,850
EX15 - Current Oblig. & Services						
311.000	Travel P.O.V.	131	500	500	500	500
312.000	Training	1,368	1,500	1,500	1,500	1,500
321.000	Telephone Service	732	750	750	750	750
325.000	Postage	610	1,000	1,000	1,000	1,000
370.000	Advertising Expense	-	50	50	50	50
	Account Classification Total: EX15 - Current Oblig. & Services	2,840	3,800	3,800	3,800	3,800
EX20 - Fixed Chgs. & Other Serv.						
430.000	Rental of Equipment	6,008	4,800	4,800	4,800	4,800
440.000	Service & Maint Contract	9,434	10,448	10,448	10,448	10,448
451.000	Cyber Insurance Cost	123	129	134	134	134
454.000	Insurance Coverage Costs	1,170	1,231	1,293	1,275	1,275
491.000	Dues and Subscriptions	1,141	1,250	1,250	1,250	1,250
	Account Classification Total: EX20 - Fixed Chgs. & Other Serv.	17,875	17,858	17,925	17,907	17,907
EX25 - Capital Outlay						
520.000	Data Processing Equip	-	18,000	1,800	-	-
	Account Classification Total: EX25 - Capital Outlay	-	18,000	1,800	-	-
	Department Total: 4120 - Administration	478,601	515,736	519,622	514,487	514,487

Account Number	Account Description	2019 Actual Amount	2020 Adopted Budget	2021 Department Head Requested	2021 Manager Recomended	2021 Commissioner Adopted
Fund: 110 - General Fund						
Department: 4130 - Finance						
EX05 - Personal Services						
121.000	Salaries & Wages-Regular	267,875	313,174	322,430	322,430	322,430
121.500	Salaries & Wages-Time Off Paid	58	-	-	-	-
127.000	Cell Phone Stipends	840	840	840	840	840
181.000	FICA/Medicare Tax	18,285	24,022	24,730	24,730	24,730
182.000	Retirement Expense	21,128	28,029	32,727	32,727	32,727
183.000	Health/Dental Insurance	58,886	76,908	80,748	76,908	76,908
185.000	Unemployment Compensation	360	1,284	1,284	1,284	1,284
186.000	Workers Compensation	1,049	985	1,035	971	971
189.000	Other Fringe Benefits	336	588	294	294	294
190.000	Professional Services	71,096	60,100	65,550	65,550	65,550
	Account Classification Total: EX05 - Personal Services	439,913	505,930	529,638	525,734	525,734
EX10 - Supplies And Materials						
260.000	Office Supplies	4,931	4,000	4,000	4,000	4,000
261.000	Departmental Supplies	795	1,000	1,000	1,000	1,000
291.000	Data Processing Supplies	484	2,220	900	900	900
	Account Classification Total: EX10 - Supplies And Materials	6,210	7,220	5,900	5,900	5,900
EX15 - Current Oblig. & Services						
312.000	Training	384	900	750	750	750
321.000	Telephone Service	946	950	950	950	950
325.000	Postage	4,135	4,000	4,000	4,000	4,000
	Account Classification Total: EX15 - Current Oblig. & Services	5,465	5,850	5,700	5,700	5,700
EX20 - Fixed Chgs. & Other Serv.						
430.000	Rental of Equipment	8,267	7,000	8,000	8,000	8,000
440.000	Service & Maint Contract	1,290	1,300	1,740	1,740	1,740
451.000	Cyber Insurance Cost	123	108	134	134	134
453.000	Bonds and Other Insurance	465	500	500	500	500
454.000	Insurance Coverage Costs	1,265	1,332	1,399	1,383	1,383
491.000	Dues and Subscriptions	802	745	745	745	745
493.000	Bank Service Charges	74,764	65,000	80,000	80,000	80,000
	Account Classification Total: EX20 - Fixed Chgs. & Other Serv.	86,975	75,985	92,518	92,502	92,502
	Department Total: 4130 - Finance	538,563	594,985	633,756	629,836	629,836

Account Number	Account Description	2019 Actual Amount	2020 Adopted Budget	2021 Department Head Requested	2021 Manager Recomended	2021 Commissioner Adopted
Fund: 110 - General Fund						
Department: 4141 - Tax Administration						
EX05 - Personal Services						
121.000	Salaries & Wages-Regular	425,048	440,634	449,800	449,800	449,800
181.000	FICA/Medicare Tax	28,043	33,709	34,410	34,410	34,410
182.000	Retirement Expense	33,515	39,437	45,655	45,655	45,655
183.000	Health/Dental Insurance	117,854	128,180	134,580	128,180	128,180
185.000	Unemployment Compensation	721	2,140	2,140	2,140	2,140
186.000	Workers Compensation	5,095	4,792	5,032	4,734	4,734
190.000	Professional Services	34,378	32,155	35,035	35,035	35,035
	Account Classification Total: EX05 - Personal Services	644,653	681,047	706,652	699,954	699,954
EX10 - Supplies And Materials						
260.000	Office Supplies	5,946	6,000	6,000	6,000	6,000
291.000	Data Processing Supplies	3,476	6,785	1,080	1,080	1,080
	Account Classification Total: EX10 - Supplies And Materials	9,422	12,785	7,080	7,080	7,080
EX15 - Current Oblig. & Services						
311.000	Travel P.O.V.	-	100	100	100	100
312.000	Training	4,088	4,200	4,200	4,200	4,200
321.000	Telephone Service	1,176	1,300	1,200	1,200	1,200
325.000	Postage	28,589	30,000	30,000	30,000	30,000
370.000	Advertising Expense	7,665	8,000	8,000	8,000	8,000
	Account Classification Total: EX15 - Current Oblig. & Services	41,519	43,600	43,500	43,500	43,500
EX20 - Fixed Chgs. & Other Serv.						
430.000	Rental of Equipment	2,263	3,800	4,200	4,200	4,200
440.000	Service & Maint Contract	2,995	3,239	2,995	2,995	2,995
451.000	Cyber Insurance Cost	295	309	321	321	321
453.000	Bonds and Other Insurance	360	395	378	378	378
454.000	Insurance Coverage Costs	3,320	3,498	3,673	3,656	3,656
491.000	Dues and Subscriptions	602	830	715	715	715
493.200	NCDMV Tax Processing	139,259	120,000	120,000	120,000	120,000
	Account Classification Total: EX20 - Fixed Chgs. & Other Serv.	149,093	132,071	132,282	132,265	132,265
	Department Total: 4141 - Tax Administration	844,687	869,503	889,514	882,799	882,799

Account Number	Account Description	2019 Actual Amount	2020 Adopted Budget	2021 Department Head Requested	2021 Manager Recomended	2021 Commissioner Adopted
Fund: 110 - General Fund						
Department: 4143 - Tax Revaluation						
EX05 - Personal Services						
121.000	Salaries & Wages-Regular	275,221	281,814	276,070	276,070	276,070
126.000	Salaries & Wages-Pt/Temp.	-	-	11,881	11,881	11,881
170.000	Board Member Expenses	275	1,000	2,000	2,000	2,000
181.000	FICA/Medicare Tax	20,288	21,559	21,119	21,119	21,119
182.000	Retirement Expense	21,700	25,222	28,021	28,021	28,021
183.000	Health/Dental Insurance	58,886	64,076	67,276	64,076	64,076
185.000	Unemployment Compensation	423	1,070	1,070	1,070	1,070
186.000	Workers Compensation	7,697	7,240	7,602	7,152	7,152
190.000	Professional Services	1,069	10,900	22,510	20,000	20,000
	Account Classification Total: EX05 - Personal Services	385,560	412,881	437,549	431,389	431,389
EX10 - Supplies And Materials						
251.000	Motor Fuel	2,767	2,600	1,720	1,720	1,720
260.000	Office Supplies	1,670	1,700	2,500	2,500	2,500
291.000	Data Processing Supplies	3,192	300	-	-	-
	Account Classification Total: EX10 - Supplies And Materials	7,629	4,600	4,220	4,220	4,220
EX15 - Current Oblig. & Services						
312.000	Training	1,743	2,500	4,000	4,000	4,000
321.000	Telephone Service	390	400	600	600	600
325.000	Postage	836	1,000	24,000	24,000	24,000
353.000	Repair & Maint- Vehicles	2,795	2,500	2,000	2,000	2,000
370.000	Advertising Expense	258	500	1,500	1,500	1,500
	Account Classification Total: EX15 - Current Oblig. & Services	6,022	6,900	32,100	32,100	32,100
EX20 - Fixed Chgs. & Other Serv.						
419.100	Vehicle Lease	4,106	4,480	8,980	8,980	8,980
430.000	Rental of Equipment	1,544	1,440	1,800	1,800	1,800
451.000	Cyber Insurance Cost	123	192	134	134	134
452.000	Vehicle Insurance	1,443	1,486	1,561	1,691	1,691
454.000	Insurance Coverage Costs	922	972	1,021	1,017	1,017
491.000	Dues and Subscriptions	2,460	2,635	2,635	2,635	2,635
	Account Classification Total: EX20 - Fixed Chgs. & Other Serv.	10,598	11,205	16,131	16,257	16,257
	Department Total: 4143 - Tax Revaluation	409,808	435,586	490,000	483,966	483,966

Account Number	Account Description	2019 Actual Amount	2020 Adopted Budget	2021 Department Head Requested	2021 Manager Recomended	2021 Commissioner Adopted
Fund: 110 - General Fund						
Department: 4155 - Attorneys						
EX05 - Personal Services						
121.000	Salaries & Wages-Regular	127,925	133,038	137,839	137,839	137,839
127.000	Cell Phone Stipends	840	840	840	840	840
181.000	FICA/Medicare Tax	8,477	10,242	10,609	10,609	10,609
182.000	Retirement Expense	10,088	11,907	13,991	13,991	13,991
183.000	Health/Dental Insurance	17,666	19,227	20,187	19,227	19,227
185.000	Unemployment Compensation	108	321	321	321	321
186.000	Workers Compensation	521	489	514	484	484
190.000	Professional Services	1,090	4,500	4,500	4,500	4,500
199.000	Oth. Professionl Services	205,315	-	-	-	-
	Account Classification Total: EX05 - Personal Services	372,030	180,564	188,801	187,811	187,811
EX10 - Supplies And Materials						
260.000	Office Supplies	2,932	400	400	400	400
291.000	Data Processing Supplies	-	120	120	120	120
	Account Classification Total: EX10 - Supplies And Materials	2,932	520	520	520	520
EX15 - Current Oblig. & Services						
311.000	Travel P.O.V.	-	200	200	200	200
312.000	Training	1,165	1,848	1,848	1,848	1,848
325.000	Postage	-	25	25	25	25
	Account Classification Total: EX15 - Current Oblig. & Services	1,165	2,073	2,073	2,073	2,073
EX20 - Fixed Chgs. & Other Serv.						
440.000	Service & Maint Contract	-	600	-	-	-
451.000	Cyber Insurance Cost	49	52	54	54	54
454.000	Insurance Coverage Costs	1,208	1,272	1,336	1,330	1,330
491.000	Dues and Subscriptions	1,079	1,154	1,154	1,154	1,154
	Account Classification Total: EX20 - Fixed Chgs. & Other Serv.	2,336	3,078	2,544	2,538	2,538
	Department Total: 4155 - Attorneys	378,462	186,235	193,938	192,942	192,942

Account Number	Account Description	2019 Actual Amount	2020 Adopted Budget	2021 Department Head Requested	2021 Manager Recomended	2021 Commissioner Adopted
Fund: 110 - General Fund						
Department: 4160 - Clerk of Court						
EX05 - Personal Services						
129.000	Jury Commission	-	500	-	-	-
195.000	Programming Services	3,616	3,616	3,616	3,616	3,616
	Account Classification Total: EX05 - Personal Services	3,616	4,116	3,616	3,616	3,616
EX10 - Supplies And Materials						
260.000	Office Supplies	1,021	-	-	-	-
292.000	Minor Office Equipment	5,319	6,500	7,364	7,139	7,139
	Account Classification Total: EX10 - Supplies And Materials	6,340	6,500	7,364	7,139	7,139
EX15 - Current Oblig. & Services						
351.000	Rep&Maint-Bldg & Grounds	-	2,500	500	500	500
352.000	Rep & Maint - Equipment	-	250	400	400	400
	Account Classification Total: EX15 - Current Oblig. & Services	-	2,750	900	900	900
EX20 - Fixed Chgs. & Other Serv.						
491.000	Dues and Subscriptions	69	300	500	500	500
	Account Classification Total: EX20 - Fixed Chgs. & Other Serv.	69	300	500	500	500
	Department Total: 4160 - Clerk of Court	10,025	13,666	12,380	12,155	12,155

Account Number	Account Description	2019 Actual Amount	2020 Adopted Budget	2021 Department Head Requested	2021 Manager Recomended	2021 Commissioner Adopted
Fund: 110 - General Fund						
Department: 4163 - Judge's Office						
EX10 - Supplies And Materials						
260.030	Superior Court Office Supplies	-	250	750	750	750
261.000	Departmental Supplies	325	1,300	1,500	1,500	1,500
261.025	Magistrates Office Department Supplies	264	500	1,100	500	500
261.030	Superior Court Dept Supplies	950	750	3,000	3,000	3,000
292.100	Minor Office Equipment	-	1,200	1,500	1,500	1,500
292.125	Magistrates Office Equipment	1,250	2,500	3,000	2,500	2,500
	Account Classification Total: EX10 - Supplies And Materials	2,789	6,500	10,850	9,750	9,750
EX20 - Fixed Chgs. & Other Serv.						
491.000	Dues and Subscriptions	37	500	500	500	500
	Account Classification Total: EX20 - Fixed Chgs. & Other Serv.	37	500	500	500	500
	Department Total: 4163 - Judge's Office	2,825	7,000	11,350	10,250	10,250

Account Number	Account Description	2019 Actual Amount	2020 Adopted Budget	2021 Department Head Requested	2021 Manager Recomended	2021 Commissioner Adopted
Fund: 110 - General Fund						
Department: 4164 - District Attorney						
EX10 - Supplies And Materials						
292.100	Minor Office Equipment	-	4,500	-	-	-
	Account Classification Total: EX10 - Supplies And Materials	-	4,500	-	-	-
	Department Total: 4164 - District Attorney	-	4,500	-	-	-

Account Number	Account Description	2019 Actual Amount	2020 Adopted Budget	2021 Department Head Requested	2021 Manager Recomended	2021 Commissioner Adopted
Fund: 110 - General Fund						
Department: 4170 - Elections						
EX05 - Personal Services						
121.000	Salaries & Wages-Regular	135,669	140,182	193,660	144,612	144,612
121.500	Salaries & Wages-Time Off Paid	1,014	-	1,000	-	-
122.000	Salaries & Wages-Overtime	6,631	7,000	6,000	7,000	7,000
126.000	Salaries & Wages-Pt/Temp.	44,920	68,577	80,434	68,000	68,000
127.000	Cell Phone Stipends	360	360	360	360	360
128.000	Precinct Officials	32,733	42,130	37,470	42,130	42,130
170.000	Board Member Expenses	8,804	12,000	9,725	9,725	9,725
181.000	FICA/Medicare Tax	15,149	18,594	19,417	19,417	19,417
182.000	Retirement Expense	13,365	14,448	17,916	17,916	17,916
183.000	Health/Dental Insurance	47,082	51,247	53,832	51,272	51,272
185.000	Unemployment Compensation	491	1,447	856	856	856
186.000	Workers Compensation	509	479	503	473	473
190.000	Professional Services	-	100	100	100	100
	Account Classification Total: EX05 - Personal Services	306,726	356,564	421,273	361,861	361,861
EX10 - Supplies And Materials						
260.000	Office Supplies	5,495	5,500	5,500	5,500	5,500
261.000	Departmental Supplies	5,228	5,500	5,500	5,500	5,500
291.000	Data Processing Supplies	7,557	4,080	3,100	3,100	3,100
	Account Classification Total: EX10 - Supplies And Materials	18,280	15,080	14,100	14,100	14,100
EX15 - Current Oblig. & Services						
311.000	Travel P.O.V.	616	1,000	1,000	1,000	1,000
312.000	Training	4,214	5,685	5,100	5,100	5,100
321.000	Telephone Service	872	1,100	1,100	1,100	1,100
325.000	Postage	8,817	8,900	8,994	8,994	8,994
351.000	Rep&Maint-Bldg & Grounds	4,466	2,400	8,515	8,515	8,280
352.000	Rep & Maint - Equipment	-	-	6,120	6,120	6,120
370.000	Advertising Expense	989	1,700	1,325	1,325	1,325
394.000	Cleaning Services	1,800	1,800	1,800	1,800	1,800
	Account Classification Total: EX15 - Current Oblig. & Services	21,774	22,585	33,954	33,954	33,719
EX20 - Fixed Chgs. & Other Serv.						
412.000	Rent Of Building	75	75	75	75	75
430.000	Rental of Equipment	521	15,200	12,175	12,175	12,175
440.000	Service & Maint Contract	26,143	26,143	26,143	26,143	26,143
445.000	Contracted Services	20,675	22,000	24,090	24,090	24,090
451.000	Cyber Insurance Cost	196	206	214	214	214
454.000	Insurance Coverage Costs	1,346	1,418	1,489	1,482	1,482
491.000	Dues and Subscriptions	335	400	400	400	400
	Account Classification Total: EX20 - Fixed Chgs. & Other Serv.	49,292	65,442	64,586	64,579	64,579
	Department Total: 4170 - Elections	396,071	459,671	533,913	474,494	474,259

Account Number	Account Description	2019 Actual Amount	2020 Adopted Budget	2021 Department Head Requested	2021 Manager Recomended	2021 Commissioner Adopted
Fund: 110 - General Fund						
Department: 4180 - Register Of Deeds						
EX05 - Personal Services						
121.000	Salaries & Wages-Regular	179,683	190,227	197,499	197,499	197,499
126.000	Salaries & Wages-Pt/Temp.	13,637	14,796	14,724	14,724	14,724
130.000	Special Pay-Supp. Retire	5,425	5,000	5,000	5,000	5,000
181.000	FICA/Medicare Tax	12,492	15,684	16,235	16,235	16,235
182.000	Retirement Expense	9,942	12,070	14,130	14,130	14,130
182.100	Reg of Deeds Retirement	5,305	6,279	7,410	7,410	7,410
183.000	Health/Dental Insurance	56,627	64,090	67,290	64,090	64,090
185.000	Unemployment Compensation	406	1,218	1,217	1,217	1,217
186.000	Workers Compensation	515	485	510	480	480
189.000	Other Fringe Benefits	240	550	550	550	550
190.000	Professional Services	40	84	84	84	84
	Account Classification Total: EX05 - Personal Services	284,313	310,483	324,649	321,419	321,419
EX10 - Supplies And Materials						
260.000	Office Supplies	6,430	8,321	12,456	8,321	8,321
291.000	Data Processing Supplies	2,038	360	360	360	360
	Account Classification Total: EX10 - Supplies And Materials	8,467	8,681	12,816	8,681	8,681
EX15 - Current Oblig. & Services						
311.000	Travel P.O.V.	739	1,000	1,000	1,000	1,000
312.000	Training	2,615	4,050	4,050	4,050	4,050
321.000	Telephone Service	521	500	500	500	500
325.000	Postage	2,157	2,000	2,000	2,000	2,000
370.000	Advertising Expense	-	60	-	-	-
383.000	Outside Data Processing	33,500	33,500	33,500	33,500	33,500
	Account Classification Total: EX15 - Current Oblig. & Services	39,532	41,110	41,050	41,050	41,050
EX20 - Fixed Chgs. & Other Serv.						
430.000	Rental of Equipment	1,667	1,865	2,000	2,000	2,000
440.000	Service & Maint Contract	3,810	4,193	4,200	4,200	4,200
451.000	Cyber Insurance Cost	123	127	134	134	134
453.000	Bonds and Other Insurance	150	150	158	158	158
454.000	Insurance Coverage Costs	1,655	1,744	1,832	1,824	1,824
491.000	Dues and Subscriptions	400	675	675	675	675
	Account Classification Total: EX20 - Fixed Chgs. & Other Serv.	7,805	8,754	8,999	8,991	8,991
EX25 - Capital Outlay						
510.100	10% Enhancement Equipment	27,043	65,183	65,183	69,318	69,318
	Account Classification Total: EX25 - Capital Outlay	27,043	65,183	65,183	69,318	69,318
	Department Total: 4180 - Register Of Deeds	367,161	434,211	452,697	449,459	449,459

Account Number	Account Description	2019 Actual Amount	2020 Adopted Budget	2021 Department Head Requested	2021 Manager Recomended	2021 Commissioner Adopted
Fund: 110 - General Fund						
Department: 4210 - Information Technology						
EX05 - Personal Services						
121.000	Salaries & Wages-Regular	363,350	377,244	393,237	393,237	393,237
121.500	Salaries & Wages-Time Off Paid	140	-	-	-	-
127.000	Cell Phone Stipends	2,568	3,408	3,408	3,408	3,408
181.000	FICA/Medicare Tax	24,794	29,118	30,341	30,341	30,341
182.000	Retirement Expense	28,968	34,464	41,041	41,041	41,041
183.000	Health/Dental Insurance	72,695	82,173	86,013	82,173	82,173
185.000	Unemployment Compensation	433	1,498	1,498	1,498	1,498
186.000	Workers Compensation	1,079	1,015	1,066	1,003	1,003
189.000	Other Fringe Benefits	288	168	294	294	294
190.000	Professional Services	99	-	-	-	-
	Account Classification Total: EX05 - Personal Services	494,411	529,088	556,898	552,995	552,995
EX10 - Supplies And Materials						
260.000	Office Supplies	2,566	2,000	2,500	2,500	2,500
291.000	Data Processing Supplies	18,852	20,000	20,000	20,000	20,000
	Account Classification Total: EX10 - Supplies And Materials	21,419	22,000	22,500	22,500	22,500
EX15 - Current Oblig. & Services						
311.000	Travel P.O.V.	228	200	400	400	400
312.000	Training	2,175	2,000	4,000	2,000	2,000
321.000	Telephone Service	24,594	23,000	22,000	22,000	22,000
325.000	Postage	43	60	-	-	-
351.000	Rep&Maint-Bldg & Grounds	296	-	-	-	-
352.000	Rep & Maint - Equipment	700	-	-	-	-
	Account Classification Total: EX15 - Current Oblig. & Services	28,037	25,260	26,400	24,400	24,400
EX20 - Fixed Chgs. & Other Serv.						
430.000	Rental of Equipment	157,970	172,600	121,293	121,293	121,293
440.000	Service & Maint Contract	192,816	220,166	299,244	274,244	274,244
451.000	Cyber Insurance Cost	123	129	161	161	161
454.000	Insurance Coverage Costs	965	1,017	1,068	1,063	1,063
491.000	Dues and Subscriptions	30	-	-	-	-
	Account Classification Total: EX20 - Fixed Chgs. & Other Serv.	351,904	393,912	421,766	396,761	396,761
	Department Total: 4210 - Information Technology	895,771	970,260	1,027,564	996,656	996,656

Account Number	Account Description	2019 Actual Amount	2020 Adopted Budget	2021 Department Head Requested	2021 Manager Recomended	2021 Commissioner Adopted
Fund: 110 - General Fund						
Department: 4260 - Facilities Management						
EX05 - Personal Services						
121.000	Salaries & Wages-Regular	246,692	251,697	261,563	261,563	261,563
121.500	Salaries & Wages-Time Off Paid	132	-	-	-	-
122.000	Salaries & Wages-Overtime	277	-	-	-	-
123.000	Salaries & Wages-On Call	679	2,000	2,000	2,000	2,000
127.000	Cell Phone Stipends	1,781	2,365	2,363	2,363	2,363
181.000	FICA/Medicare Tax	17,371	19,589	20,343	20,343	20,343
182.000	Retirement Expense	19,537	22,715	26,735	26,735	26,735
183.000	Health/Dental Insurance	76,304	85,505	89,744	85,496	85,496
185.000	Unemployment Compensation	487	1,447	1,447	1,447	1,447
186.000	Workers Compensation	8,340	7,845	8,238	7,750	7,750
189.000	Other Fringe Benefits	288	294	-	-	-
190.000	Professional Services	40	40	40	40	40
	Account Classification Total: EX05 - Personal Services	371,928	393,497	412,473	407,737	407,737
EX10 - Supplies And Materials						
211.000	Janitorial Supplies	16,953	20,000	20,000	20,000	20,000
212.000	Uniforms	5,873	6,500	6,500	6,500	6,500
251.000	Motor Fuel	5,342	7,000	7,000	7,000	7,000
253.000	Vehicle Parts & Supplies	630	700	700	700	700
260.000	Office Supplies	430	500	500	500	500
261.000	Departmental Supplies	12,013	13,000	13,000	13,000	13,000
291.000	Data Processing Supplies	452	500	500	500	500
	Account Classification Total: EX10 - Supplies And Materials	41,692	48,200	48,200	48,200	48,200
EX15 - Current Oblig. & Services						
311.000	Travel P.O.V.	-	100	-	-	-
312.000	Training	225	500	400	400	400
321.000	Telephone Service	939	1,100	1,100	1,100	1,100
325.000	Postage	21	100	100	100	100
331.000	Electricity Expense	190,441	208,000	208,000	208,000	208,000
333.000	Natural Gas Expense	14,856	18,000	18,000	18,000	18,000
334.000	Water & Sewer Expense	23,941	25,000	30,000	30,000	30,000
351.000	Rep&Maint-Bldg & Grounds	459,714	500,000	534,676	280,000	280,000
352.000	Rep & Maint - Equipment	818	1,000	2,000	2,000	2,000
353.000	Repair & Maint- Vehicles	2,272	2,300	2,300	2,300	2,300
370.000	Advertising Expense	220	250	250	250	250
394.000	Cleaning Services	-	-	5,700	5,700	5,700
	Account Classification Total: EX15 - Current Oblig. & Services	693,447	756,350	802,526	547,850	547,850
EX20 - Fixed Chgs. & Other Serv.						
419.100	Vehicle Lease	6,098	12,600	18,700	12,600	12,600
430.000	Rental of Equipment	241	800	800	800	800
440.000	Service & Maint Contract	107,761	112,285	108,089	108,089	108,089
451.000	Cyber Insurance Cost	172	179	187	187	187
452.000	Vehicle Insurance	3,116	3,210	3,371	3,656	3,656
454.000	Insurance Coverage Costs	10,406	10,961	11,510	11,458	11,458
	Account Classification Total: EX20 - Fixed Chgs. & Other Serv.	127,793	140,035	142,657	136,790	136,790
	Department Total: 4260 - Facilities Management	1,234,860	1,338,082	1,405,856	1,140,577	1,140,577
	Total Expense General Government	5,797,198	6,067,522	6,434,835	6,047,989	6,047,989

STANLY COUNTY
PUBLIC SAFETY SUMMARY EXPENSES BY FUNCTION
ADOPTED BUDGET FOR FISCAL YEAR 2021

Description	2019 Actual Expenses	2020 Original Budget	2021 Department Requested	2021 Manager Recommended	2021 Commission Adopted
Sheriff Operations	4,359,907	4,591,538	5,326,952	4,739,993	4,804,978
Richfield Patrol Officer	-	-	75,463	74,768	74,768
School Resource Officer	380,623	411,728	436,116	432,181	432,181
Jail	2,891,263	2,738,883	3,101,785	3,126,234	3,126,234
Juvenile Justice	185,082	214,067	194,069	194,069	194,069
Emergency Management	312,041	264,469	343,474	342,678	342,678
Fire	448,765	515,061	539,932	532,044	532,044
Emergency Medical Service	4,756,399	4,907,341	6,313,053	5,250,540	5,405,540
Community Paramedic	16,074	-	179,272	177,740	177,740
Inspections	472,067	477,767	477,854	450,225	450,225
Medical Examiner	50,950	50,000	50,000	50,000	50,000
Animal Control	422,268	409,237	421,031	417,881	417,881
911 Emergency Operations	2,082,050	1,788,977	2,004,943	1,989,407	1,989,407
Total Public Safetly	$16,377,488	$16,369,068	$19,463,944	$ 17,777,760	$17,997,745

Account Number	Account Description	2019 Actual Amount	2020 Adopted Budget	2021 Department Head Requested	2021 Manager Recomended	2021 Commissioner Adopted
Fund: 110 - General Fund						
Department: 4310 - Sheriff						
Sub-Department: 4310 - Sheriff						
EX05 - Personal Services						
121.000	Salaries & Wages-Regular	2,202,584	2,448,938	2,758,534	2,540,796	2,540,796
121.025	Salaries & Wages-Field Training Officer	414	1,250	1,750	1,250	1,250
121.035	Salaries & Wages-Commissioner Meetings	1,146	1,200	1,220	1,200	1,200
121.500	Salaries & Wages-Time Off Paid	7,736	-	-	-	-
122.000	Salaries & Wages-Overtime	2,338	-	-	-	-
124.000	Salaries & Wages-Town Dut	77,430	55,581	55,310	55,310	55,310
125.000	Separation Retirement	38,604	46,810	41,090	41,090	41,090
126.000	Salaries & Wages-Pt/Temp.	117,723	80,970	81,510	81,510	81,510
126.500	Salaries & Wages-Pt/Alcoa	14,558	29,099	29,099	29,099	29,099
127.000	Cell Phone Stipends	3,140	4,320	3,720	3,720	3,720
181.000	FICA/Medicare Tax	179,357	202,070	210,535	210,517	210,517
182.000	Retirement Expense	17,248	21,085	24,970	24,970	24,970
182.300	LEO Retirement	179,208	220,375	256,453	256,428	256,428
183.000	Health/Dental Insurance	551,666	692,100	726,732	692,172	692,172
185.000	Unemployment Compensation	4,021	13,115	13,115	13,109	13,109
186.000	Workers Compensation	67,649	63,632	66,814	62,856	62,856
189.000	Other Fringe Benefits	102,727	107,094	114,330	114,346	114,346
190.000	Professional Services	4,686	1,100	4,000	4,000	4,000
	Account Classification Total: EX05 - Personal Services	3,572,235	3,988,739	4,389,182	4,132,373	4,132,373
EX10 - Supplies And Materials						
211.000	Janitorial Supplies	912	975	975	975	975
212.000	Uniforms	28,118	27,300	27,300	27,300	27,300
220.000	Food And Provisions	833	800	1,000	1,000	1,000
220.100	Food-Canine	1,791	1,750	1,750	1,750	1,750
230.000	Education Materials/Medical Supplies	3,823	3,000	3,000	3,000	3,000
230.200	Canine Medical Expense	1,105	1,000	1,000	1,000	1,000
251.000	Motor Fuel	105,492	105,000	105,000	105,000	105,000
252.000	Tires And Tubes	11,463	11,000	15,000	15,000	15,000
253.000	Vehicle Parts & Supplies	5,498	5,500	5,500	5,500	5,500
260.000	Office Supplies	10,182	11,000	11,000	11,000	11,000
260.050	D.A.R.E. Supplies	6,923	8,800	8,800	8,800	8,800
260.076	Sheriff's Office Cadets	1,382	1,500	1,500	1,500	1,500
261.000	Departmental Supplies	47,682	25,000	25,000	25,000	25,000
261.100	Ammo & Targets	4,000	7,500	8,500	7,500	7,500
291.000	Data Processing Supplies	19,825	72,000	72,000	72,000	72,000
299.000	Miscellaneous Supplies	4,420	4,000	-	-	-
299.200	Calendar Expense	-	-	4,000	4,000	4,000
	Account Classification Total: EX10 - Supplies And Materials	253,448	286,125	291,325	290,325	290,325
EX15 - Current Oblig. & Services						
311.000	Travel P.O.V.	68	100	100	100	100
312.000	Training	6,652	7,500	7,500	7,500	7,500
321.000	Telephone Service	24,857	20,000	20,000	20,000	20,000
325.000	Postage	2,995	3,500	3,500	3,500	3,500
331.000	Electricity Expense	17,946	18,000	18,000	18,000	18,000
334.000	Water & Sewer Expense	1,657	1,100	1,100	1,100	1,100
351.000	Rep&Maint-Bldg & Grounds	3,194	6,000	6,000	6,000	6,000
352.000	Rep & Maint - Equipment	13,570	14,500	14,500	14,500	14,500
353.000	Repair & Maint- Vehicles	56,608	44,000	81,500	74,000	74,000
370.000	Advertising Expense	150	400	400	400	400
394.000	Cleaning Services	7,260	6,900	6,900	6,900	6,900
399.000	Other Services	6,821	500	500	500	500
	Account Classification Total: EX15 - Current Oblig. & Services	141,778	122,500	160,000	152,500	152,500

Account Number	Account Description	2019 Actual Amount	2020 Adopted Budget	2021 Department Head Requested	2021 Manager Recomended	2021 Commissioner Adopted
Fund: 110 - General Fund						
Department: 4310 - Sheriff						
Sub-Department: 4310 - Sheriff						
EX20 - Fixed Chgs. & Other Serv.						
430.000	Rental of Equipment	19,661	24,000	15,000	15,000	15,000
440.000	Service & Maint Contract	44,591	51,000	51,000	51,000	51,000
451.000	Cyber Insurance Cost	1,571	1,640	1,709	1,709	1,709
452.000	Vehicle Insurance	30,196	30,205	32,600	35,352	35,352
453.000	Bonds and Other Insurance	266	289	304	304	304
454.000	Insurance Coverage Costs	31,272	32,940	34,587	34,430	34,430
491.000	Dues and Subscriptions	7,155	6,600	12,000	12,000	12,000
499.000	Other Fixed Charges	5,500	10,000	15,000	15,000	15,000
	Account Classification Total: EX20 - Fixed Chgs. & Other Serv.	140,212	156,674	162,200	164,795	164,795
EX25 - Capital Outlay						
520.000	Data Processing Equip	-	-	29,985	-	64,985
540.000	Motor Vehicles	243,734	-	272,660	-	-
550.000	Other Equipment	8,500	-	21,600	-	-
	Account Classification Total: EX25 - Capital Outlay	252,234	-	324,245	-	64,985
EX45 - Inv/Interfund Trans/Budget						
991.100	Contingency Appropriated	-	37,500	-	-	-
	Account Classification Total: EX45 - Inv/Interfund Trans/Budget	-	37,500	-	-	-
	Sub-Department Total: 4310 - Sheriff	4,359,907	4,591,538	5,326,952	4,739,993	4,804,978

Stanly County — Adopted Budget Fiscal Year 2021

Account Number	Account Description	2019 Actual Amount	2020 Adopted Budget	2021 Department Head Requested	2021 Manager Recomended	2021 Commissioner Adopted
Fund: 110 - General Fund						
Department: 4310 - Sheriff						
Sub-Department: 4312 - Richfield Patrol Officer						
EX05 - Personal Services						
121.000	Salaries & Wages-Regular	-	-	40,864	40,864	40,864
127.000	Cell Phone Stipends	-	-	360	360	360
181.000	FICA/Medicare Tax	-	-	3,154	3,154	3,154
182.300	LEO Retirement	-	-	4,454	4,454	4,454
183.000	Health/Dental Insurance	-	-	13,458	12,818	12,818
185.000	Unemployment Compensation	-	-	214	214	214
186.000	Workers Compensation	-	-	1,213	1,142	1,142
189.000	Other Fringe Benefits	-	-	2,061	2,061	2,061
	Account Classification Total: EX05 - Personal Services	-	-	65,778	65,067	65,067
EX10 - Supplies And Materials						
212.000	Uniforms	-	-	990	990	990
251.000	Motor Fuel	-	-	3,000	3,000	3,000
252.000	Tires And Tubes	-	-	600	600	600
253.000	Vehicle Parts & Supplies	-	-	1,000	1,000	1,000
261.000	Departmental Supplies	-	-	1,000	1,000	1,000
299.000	Miscellaneous Supplies	-	-	500	500	500
	Account Classification Total: EX10 - Supplies And Materials	-	-	7,090	7,090	7,090
EX15 - Current Oblig. & Services						
353.000	Repair & Maint- Vehicles	-	-	1,800	1,800	1,800
	Account Classification Total: EX15 - Current Oblig. & Services	-	-	1,800	1,800	1,800
EX20 - Fixed Chgs. & Other Serv.						
451.000	Cyber Insurance Cost	-	-	25	25	25
452.000	Vehicle Insurance	-	-	215	234	234
454.000	Insurance Coverage Costs	-	-	555	552	552
	Account Classification Total: EX20 - Fixed Chgs. & Other Serv.	-	-	795	811	811
	Sub-Department Total: 4312 - Richfield Patrol Officer	-	-	75,463	74,768	74,768

Account Number	Account Description	2019 Actual Amount	2020 Adopted Budget	2021 Department Head Requested	2021 Manager Recomended	2021 Commissioner Adopted
Fund: 110 - General Fund						
Department: 4310 - Sheriff						
Sub-Department: 4314 - School Resource Officer						
EX05 - Personal Services						
121.000	Salaries & Wages-Regular	217,200	245,840	259,418	259,418	259,418
121.500	Salaries & Wages-Time Off Paid	570	-	-	-	-
127.000	Cell Phone Stipends	401	720	360	360	360
181.000	FICA/Medicare Tax	16,212	18,862	19,873	19,873	19,873
182.300	LEO Retirement	18,590	23,847	28,277	28,277	28,277
183.000	Health/Dental Insurance	55,298	76,908	80,748	76,908	76,908
185.000	Unemployment Compensation	433	1,284	1,284	1,284	1,284
186.000	Workers Compensation	6,967	6,553	6,881	6,473	6,473
189.000	Other Fringe Benefits	10,874	12,328	13,007	13,007	13,007
	Account Classification Total: EX05 - Personal Services	326,546	386,342	409,848	405,600	405,600
EX10 - Supplies And Materials						
212.000	Uniforms	7,320	2,500	2,500	2,500	2,500
251.000	Motor Fuel	3,777	4,500	4,500	4,500	4,500
252.000	Tires And Tubes	575	1,000	1,000	1,000	1,000
253.000	Vehicle Parts & Supplies	4	300	300	300	300
260.000	Office Supplies	-	100	100	100	100
261.000	Departmental Supplies	237	300	500	500	500
291.000	Data Processing Supplies	100	2,879	2,879	2,879	2,879
	Account Classification Total: EX10 - Supplies And Materials	12,013	11,579	11,779	11,779	11,779
EX15 - Current Oblig. & Services						
312.000	Training	4,943	4,500	5,000	5,000	5,000
352.000	Rep & Maint - Equipment	-	75	75	75	75
353.000	Repair & Maint- Vehicles	1,627	3,000	3,000	3,000	3,000
399.000	Other Services	31,947	-	-	-	-
	Account Classification Total: EX15 - Current Oblig. & Services	38,517	7,575	8,075	8,075	8,075
EX20 - Fixed Chgs. & Other Serv.						
430.000	Rental of Equipment	-	576	576	576	576
440.000	Service & Maint Contract	-	2,000	2,000	2,000	2,000
451.000	Cyber Insurance Cost	123	129	134	134	134
452.000	Vehicle Insurance	3,424	3,527	3,704	4,017	4,017
	Account Classification Total: EX20 - Fixed Chgs. & Other Serv.	3,547	6,232	6,414	6,727	6,727
	Sub-Department Total: 4314 - School Resource Officer	380,623	411,728	436,116	432,181	432,181

Account Number	Account Description	2019 Actual Amount	2020 Adopted Budget	2021 Department Head Requested	2021 Manager Recomended	2021 Commissioner Adopted
Fund: 110 - General Fund						
Department: 4310 - Sheriff						
Sub-Department: 4320 - Jail						
EX05 - Personal Services						
121.000	Salaries & Wages-Regular	1,307,613	1,253,512	1,437,281	1,437,281	1,437,281
121.025	Salaries & Wages-Field Training Officer	169	3,500	-	-	-
121.500	Salaries & Wages-Time Off Paid	1,044	4,000	-	-	-
122.000	Salaries & Wages-Overtime	18,873	-	-	-	-
126.000	Salaries & Wages-Pt/Temp.	16,982	51,151	49,482	49,482	49,482
127.000	Cell Phone Stipends	711	840	840	840	840
181.000	FICA/Medicare Tax	101,051	100,229	113,802	113,802	113,802
182.000	Retirement Expense	103,664	109,382	143,294	143,294	143,294
182.300	LEO Retirement	2,466	5,478	-	-	-
183.000	Health/Dental Insurance	379,806	410,176	484,488	461,448	461,448
185.000	Unemployment Compensation	4,524	7,349	8,103	8,103	8,103
186.000	Workers Compensation	34,582	32,528	34,155	32,131	32,131
189.000	Other Fringe Benefits	1,523	588	-	-	-
190.000	Professional Services	1,099	21,325	41,235	41,235	41,235
	Account Classification Total: EX05 - Personal Services	1,974,106	2,000,058	2,312,680	2,287,616	2,287,616
EX10 - Supplies And Materials						
211.000	Janitorial Supplies	14,110	12,500	15,000	15,000	15,000
212.000	Uniforms	7,915	10,500	10,500	10,500	10,500
220.000	Food And Provisions	272,783	215,000	215,000	245,000	245,000
230.000	Education Materials/Medical Supplies	2,587	3,000	3,000	3,000	3,000
238.000	Medical Supplies/Drugs	255,249	230,622	230,622	250,000	250,000
251.000	Motor Fuel	3,098	5,000	5,000	5,000	5,000
252.000	Tires And Tubes	-	400	400	400	400
253.000	Vehicle Parts & Supplies	271	300	300	300	300
260.000	Office Supplies	3,600	3,500	3,500	3,500	3,500
261.000	Departmental Supplies	18,460	14,000	25,600	25,600	25,600
291.000	Data Processing Supplies	5,391	7,432	7,432	7,432	7,432
299.000	Miscellaneous Supplies	11,530	10,000	14,000	14,000	14,000
	Account Classification Total: EX10 - Supplies And Materials	594,994	512,254	530,354	579,732	579,732
EX15 - Current Oblig. & Services						
312.000	Training	4,100	5,000	5,000	5,000	5,000
321.000	Telephone Service	1,466	1,250	1,250	1,250	1,250
325.000	Postage	2,208	1,500	1,500	1,500	1,500
331.000	Electricity Expense	81,404	73,000	73,000	73,000	73,000
333.000	Natural Gas Expense	24,488	20,000	20,000	20,000	20,000
335.000	Garbage Collection	4,768	4,720	4,720	4,720	4,720
351.000	Rep&Maint-Bldg & Grounds	73,600	30,000	50,000	50,000	50,000
352.000	Rep & Maint - Equipment	5,438	10,000	10,000	10,000	10,000
353.000	Repair & Maint- Vehicles	253	500	500	500	500
	Account Classification Total: EX15 - Current Oblig. & Services	197,725	145,970	165,970	165,970	165,970
EX20 - Fixed Chgs. & Other Serv.						
430.000	Rental of Equipment	4,467	4,000	4,000	4,000	4,000
440.000	Service & Maint Contract	22,612	23,000	35,000	35,000	35,000
451.000	Cyber Insurance Cost	957	981	1,042	1,042	1,042
452.000	Vehicle Insurance	1,764	1,818	1,909	2,070	2,070
454.000	Insurance Coverage Costs	10,271	5,552	5,830	5,804	5,804
491.000	Dues and Subscriptions	198	250	-	-	-
499.000	Other Fixed Charges	41,442	45,000	45,000	45,000	45,000
	Account Classification Total: EX20 - Fixed Chgs. & Other Serv.	81,712	80,601	92,781	92,916	92,916
EX25 - Capital Outlay						
550.000	Other Equipment	42,727	-	-	-	-
	Account Classification Total: EX25 - Capital Outlay	42,727	-	-	-	-
	Sub-Department Total: 4320 - Jail	2,891,263	2,738,883	3,101,785	3,126,234	3,126,234
	Department Total: 4310 - Sheriff	7,631,793	7,742,149	8,940,316	8,373,176	8,438,161

Account Number	Account Description	2019 Actual Amount	2020 Adopted Budget	2021 Department Head Requested	2021 Manager Recomended	2021 Commissioner Adopted
Fund: 110 - General Fund						
Department: 4321 - Juvenile Justice						
EX10 - Supplies And Materials						
260.000	Office Supplies	24	-	-	-	-
	Account Classification Total: EX10 - Supplies And Materials	24	-	-	-	-
EX15 - Current Oblig. & Services						
300.000	OJJ Administration Cost	994	1,000	1,000	1,000	1,000
343.000	Refunds	380	-	-	-	-
	Account Classification Total: EX15 - Current Oblig. & Services	1,374	1,000	1,000	1,000	1,000
EX30 - Contracts, Grants, Etc.						
699.500	D-A-S-H Youth Connections Mentouring	28,123	28,123	31,340	31,340	31,340
699.510	JCPC Teen Court Program	30,387	30,384	-	-	-
699.512	JCPC Restitution	78,000	78,000	71,590	71,590	71,590
699.525	JCPC-Kids @ Work! Stanly	-	-	30,000	30,000	30,000
699.550	Juvenile Detention Costs	10,614	40,000	20,000	20,000	20,000
699.580	Stanly County Lift Academy	20,000	20,000	20,000	20,000	20,000
699.590	Stable Relationships	16,560	16,560	20,139	20,139	20,139
	Account Classification Total: EX30 - Contracts, Grants, Etc.	183,684	213,067	193,069	193,069	193,069
	Department Total: 4321 - Juvenile Justice	185,082	214,067	194,069	194,069	194,069

Account Number	Account Description	2019 Actual Amount	2020 Adopted Budget	2021 Department Head Requested	2021 Manager Recomended	2021 Commissioner Adopted
Fund: 110 - General Fund						
Department: 4330 - Emergency Services						
Sub-Department: 4330 - Emergency Management						
EX05 - Personal Services						
121.000	Salaries & Wages-Regular	134,293	137,621	142,376	142,376	142,376
121.500	Salaries & Wages-Time Off Paid	62	-	-	-	-
122.000	Salaries & Wages-Overtime	1,452	-	-	-	-
127.000	Cell Phone Stipends	840	840	840	840	840
181.000	FICA/Medicare Tax	8,884	10,592	10,956	10,956	10,956
182.000	Retirement Expense	10,707	12,317	14,451	14,451	14,451
183.000	Health/Dental Insurance	23,554	25,636	26,916	25,636	25,636
185.000	Unemployment Compensation	144	428	428	428	428
186.000	Workers Compensation	7,597	7,146	7,504	7,059	7,059
190.000	Professional Services	43,344	50	100	100	100
	Account Classification Total: EX05 - Personal Services	230,877	194,630	203,571	201,846	201,846
EX10 - Supplies And Materials						
212.000	Uniforms	424	1,000	1,000	1,000	1,000
251.000	Motor Fuel	1,865	2,275	2,275	2,275	2,275
252.000	Tires And Tubes	734	750	1,350	1,350	1,350
253.000	Vehicle Parts & Supplies	-	1,000	2,000	2,000	2,000
260.000	Office Supplies	1,102	1,200	1,200	1,200	1,200
261.000	Departmental Supplies	1,524	2,585	2,575	2,575	2,575
291.000	Data Processing Supplies	633	520	200	200	200
	Account Classification Total: EX10 - Supplies And Materials	6,282	9,330	10,600	10,600	10,600
EX15 - Current Oblig. & Services						
312.000	Training	1,531	2,500	2,500	2,500	2,500
321.000	Telephone Service	750	850	850	850	850
325.000	Postage	-	50	50	50	50
339.000	Other Utilities Expense	468	500	500	500	500
352.000	Rep & Maint - Equipment	185	500	500	500	500
353.000	Repair & Maint- Vehicles	804	1,000	1,000	1,000	1,000
370.000	Advertising Expense	-	50	50	50	50
392.000	Laundry & Dry Cleaning	-	50	50	50	50
	Account Classification Total: EX15 - Current Oblig. & Services	3,739	5,500	5,500	5,500	5,500
EX20 - Fixed Chgs. & Other Serv.						
430.000	Rental of Equipment	364	502	694	694	694
440.000	Service & Maint Contract	50,761	51,467	50,782	50,782	50,782
451.000	Cyber Insurance Cost	49	52	54	54	54
452.000	Vehicle Insurance	1,427	1,470	1,544	1,674	1,674
454.000	Insurance Coverage Costs	200	211	222	221	221
491.000	Dues and Subscriptions	1,199	1,307	507	507	507
	Account Classification Total: EX20 - Fixed Chgs. & Other Serv.	54,000	55,009	53,803	53,932	53,932
EX25 - Capital Outlay						
520.000	Data Processing Equip	-	-	6,500	6,500	6,500
540.000	Motor Vehicles	-	-	61,000	61,800	61,800
550.000	Other Equipment	17,143	-	2,500	2,500	2,500
	Account Classification Total: EX25 - Capital Outlay	17,143	-	70,000	70,800	70,800
	Sub-Department Total: 4330 - Emergency Management	312,041	264,469	343,474	342,678	342,678

Account Number	Account Description	2019 Actual Amount	2020 Adopted Budget	2021 Department Head Requested	2021 Manager Recomended	2021 Commissioner Adopted
Fund: 110 - General Fund						
Department: 4330 - Emergency Services						
Sub-Department: 4340 - Fire Service						
EX05 - Personal Services						
121.000	Salaries & Wages-Regular	63,545	100,105	105,349	105,349	105,349
121.500	Salaries & Wages-Time Off Paid	-	-	3,500	-	-
126.000	Salaries & Wages-Pt/Temp.	36,786	30,294	31,305	30,580	30,580
127.000	Cell Phone Stipends	1,110	1,560	1,560	1,560	1,560
181.000	FICA/Medicare Tax	7,692	10,095	9,861	9,861	9,861
182.200	Fire Retirement	5,010	8,959	10,693	10,693	10,693
183.000	Health/Dental Insurance	11,777	25,636	26,916	25,636	25,636
185.000	Unemployment Compensation	254	724	642	642	642
186.000	Workers Compensation	8,521	8,015	8,416	7,917	7,917
189.000	Other Fringe Benefits	-	288	-	-	-
190.000	Professional Services	260	502	300	300	300
	Account Classification Total: EX05 - Personal Services	134,956	186,178	198,542	192,538	192,538
EX10 - Supplies And Materials						
212.000	Uniforms	605	1,000	3,115	1,500	1,500
230.000	Education Materials/Medical Supplies	1,757	1,000	275	275	275
251.000	Motor Fuel	4,603	4,250	5,250	5,250	5,250
252.000	Tires And Tubes	809	1,500	825	825	825
253.000	Vehicle Parts & Supplies	543	500	300	300	300
260.000	Office Supplies	340	525	250	250	250
261.000	Departmental Supplies	4,677	3,100	5,035	4,850	4,850
291.000	Data Processing Supplies	2,169	225	115	115	115
	Account Classification Total: EX10 - Supplies And Materials	15,502	12,100	15,165	13,365	13,365
EX15 - Current Oblig. & Services						
312.000	Training	988	3,000	3,267	3,000	3,000
321.000	Telephone Service	651	2,000	1,650	1,650	1,650
325.000	Postage	33	50	25	25	25
352.000	Rep & Maint - Equipment	90	250	250	250	250
353.000	Repair & Maint- Vehicles	2,815	2,000	2,000	2,000	2,000
370.000	Advertising Expense	-	35	50	50	50
	Account Classification Total: EX15 - Current Oblig. & Services	4,578	7,335	7,242	6,975	6,975
EX20 - Fixed Chgs. & Other Serv.						
430.000	Rental of Equipment	364	250	350	350	350
440.000	Service & Maint Contract	7,614	7,603	6,839	6,839	6,839
451.000	Cyber Insurance Cost	98	103	107	107	107
452.000	Vehicle Insurance	2,015	2,076	2,180	2,364	2,364
454.000	Insurance Coverage Costs	234	246	259	258	258
491.000	Dues and Subscriptions	949	1,170	947	947	947
	Account Classification Total: EX20 - Fixed Chgs. & Other Serv.	11,274	11,448	10,682	10,865	10,865
EX25 - Capital Outlay						
550.000	Other Equipment	-	-	10,301	10,301	10,301
	Account Classification Total: EX25 - Capital Outlay	-	-	10,301	10,301	10,301
EX30 - Contracts, Grants, Etc.						
693.000	Coop.Agreement W/Oth.Govt	59,015	64,000	64,000	64,000	64,000
699.100	Subsidy-Vol. Fire Dept.	42,000	48,000	48,000	48,000	48,000
699.200	VFD Personnel Grant	181,440	186,000	186,000	186,000	186,000
	Account Classification Total: EX30 - Contracts, Grants, Etc.	282,455	298,000	298,000	298,000	298,000
	Sub-Department Total: 4340 - Fire Service	448,765	515,061	539,932	532,044	532,044

Account Number	Account Description	2019 Actual Amount	2020 Adopted Budget	2021 Department Head Requested	2021 Manager Recomended	2021 Commissioner Adopted
Fund: 110 - General Fund						
Department: 4330 - Emergency Services						
Sub-Department: 4370 - Emergency Medical Service						
EX05 - Personal Services						
121.000	Salaries & Wages-Regular	2,310,243	2,395,570	2,487,831	2,487,831	2,487,831
122.000	Salaries & Wages-Overtime	430,886	355,000	399,615	370,000	370,000
126.000	Salaries & Wages-Pt/Temp.	152,227	107,625	107,100	107,100	107,100
127.000	Cell Phone Stipends	1,200	1,200	1,200	1,200	1,200
181.000	FICA/Medicare Tax	205,623	211,889	225,930	225,930	225,930
182.000	Retirement Expense	6,387	8,299	5,022	5,022	5,022
182.200	Fire Retirement	208,015	229,965	283,870	283,870	283,870
183.000	Health/Dental Insurance	629,017	717,808	767,106	730,626	730,626
185.000	Unemployment Compensation	4,176	13,060	13,269	13,269	13,269
186.000	Workers Compensation	103,909	97,738	102,625	96,545	96,545
189.000	Other Fringe Benefits	761	1,176	1,176	1,176	1,176
190.000	Professional Services	38,860	31,900	137,400	137,400	137,400
	Account Classification Total: EX05 - Personal Services	4,091,303	4,171,230	4,532,144	4,459,969	4,459,969
EX10 - Supplies And Materials						
211.000	Janitorial Supplies	1,200	3,750	3,750	3,750	3,750
212.000	Uniforms	20,653	26,135	48,735	26,500	26,500
230.000	Education Materials/Medical Supplies	2,000	2,780	2,780	2,780	2,780
238.000	Medical Supplies/Drugs	172,185	178,000	190,000	180,000	180,000
251.000	Motor Fuel	113,757	114,000	114,000	114,000	114,000
252.000	Tires And Tubes	9,409	15,800	15,800	15,800	15,800
253.000	Vehicle Parts & Supplies	2,348	5,000	13,950	5,000	5,000
260.000	Office Supplies	1,325	2,500	3,000	2,500	2,500
261.000	Departmental Supplies	16,334	12,000	15,600	12,000	12,000
291.000	Data Processing Supplies	647	21,250	12,060	12,060	12,060
	Account Classification Total: EX10 - Supplies And Materials	339,860	381,215	419,675	374,390	374,390
EX15 - Current Oblig. & Services						
312.000	Training	10,945	14,240	22,010	14,500	14,500
321.000	Telephone Service	15,273	15,000	16,000	16,000	16,000
325.000	Postage	7,380	7,000	7,000	7,000	7,000
331.000	Electricity Expense	22,470	23,000	23,000	23,000	23,000
333.000	Natural Gas Expense	4,785	10,000	12,000	12,000	12,000
334.000	Water & Sewer Expense	5,075	5,600	5,600	5,600	5,600
339.000	Other Utilities Expense	1,792	5,130	5,130	5,130	5,130
351.000	Rep&Maint-Bldg & Grounds	12,612	14,000	21,000	15,000	15,000
352.000	Rep & Maint - Equipment	6,524	8,000	10,000	8,500	8,500
353.000	Repair & Maint- Vehicles	63,794	55,000	70,000	65,000	65,000
370.000	Advertising Expense	-	500	1,000	500	500
	Account Classification Total: EX15 - Current Oblig. & Services	150,649	157,470	192,740	172,230	172,230
EX20 - Fixed Chgs. & Other Serv.						
410.000	Rent-Land,Bldg. & Offices	19,200	19,200	9,600	9,600	9,600
419.100	Vehicle Lease	-	-	732	732	732
430.000	Rental of Equipment	1,088	1,500	7,604	1,700	1,700
440.000	Service & Maint Contract	75,293	92,260	95,208	104,712	104,712
451.000	Cyber Insurance Cost	1,571	1,640	1,709	1,709	1,709
452.000	Vehicle Insurance	14,412	14,848	15,591	16,907	16,907
454.000	Insurance Coverage Costs	9,905	10,433	10,955	10,905	10,905
491.000	Dues and Subscriptions	1,718	5,345	3,870	6,670	6,670
	Account Classification Total: EX20 - Fixed Chgs. & Other Serv.	123,187	145,226	145,269	152,935	152,935
EX25 - Capital Outlay						
510.000	Office Furniture & Equip	-	-	9,800	-	-
530.000	Medical Equipment	-	-	88,225	38,816	38,816
540.000	Motor Vehicles	-	-	873,000	-	155,000
	Account Classification Total: EX25 - Capital Outlay	-	-	971,025	38,816	193,816
EX30 - Contracts, Grants, Etc.						
699.050	Subsidy - Rescue Unit	22,000	22,000	22,000	22,000	22,000
699.110	Subsidy - First Responder	29,400	30,200	30,200	30,200	30,200
	Account Classification Total: EX30 - Contracts, Grants, Etc.	51,400	52,200	52,200	52,200	52,200
	Sub-Department Total: 4370 - Emergency Medical Service	4,756,399	4,907,341	6,313,053	5,250,540	5,405,540

Account Number	Account Description	2019 Actual Amount	2020 Adopted Budget	2021 Department Head Requested	2021 Manager Recomended	2021 Commissioner Adopted
Fund: 110 - General Fund						
Department: 4330 - Emergency Services						
Sub-Department: 4375 - Community Paramedic						
EX05 - Personal Services						
121.000	Salaries & Wages-Regular	9,939	-	86,963	86,963	86,963
122.000	Salaries & Wages-Overtime	2,269	-	7,661	7,661	7,661
181.000	FICA/Medicare Tax	824	-	7,239	7,239	7,239
182.200	Fire Retirement	1,001	-	9,604	9,604	9,604
183.000	Health/Dental Insurance	1,808	-	26,916	25,636	25,636
185.000	Unemployment Compensation	-	-	428	428	428
186.000	Workers Compensation	-	-	4,253	4,001	4,001
190.000	Professional Services	-	-	2,940	2,940	2,940
	Account Classification Total: EX05 - Personal Services	15,841	-	146,004	144,472	144,472
EX10 - Supplies And Materials						
212.000	Uniforms	-	-	760	760	760
238.000	Medical Supplies/Drugs	137	-	5,710	5,710	5,710
260.000	Office Supplies	18	-	3,247	3,247	3,247
	Account Classification Total: EX10 - Supplies And Materials	155	-	9,717	9,717	9,717
EX15 - Current Oblig. & Services						
312.000	Training	-	-	5,240	5,240	5,240
321.000	Telephone Service	78	-	1,866	1,866	1,866
	Account Classification Total: EX15 - Current Oblig. & Services	78	-	7,106	7,106	7,106
EX25 - Capital Outlay						
520.000	Data Processing Equip	-	-	16,445	16,445	16,445
	Account Classification Total: EX25 - Capital Outlay	-	-	16,445	16,445	16,445
	Sub-Department Total: 4375 - Community Paramedic	16,074	-	179,272	177,740	177,740
	Department Total: 4330 - Emergency Services	5,533,279	5,686,871	7,375,731	6,303,002	6,458,002

Account Number	Account Description	2019 Actual Amount	2020 Adopted Budget	2021 Department Head Requested	2021 Manager Recomended	2021 Commissioner Adopted
Fund: 110 - General Fund						
Department: 4350 - Inspections						
EX05 - Personal Services						
121.000	Salaries & Wages-Regular	277,867	281,786	278,182	278,182	278,182
121.500	Salaries & Wages-Time Off Paid	397	-	-	-	-
122.000	Salaries & Wages-Overtime	922	-	-	-	-
127.000	Cell Phone Stipends	2,279	2,280	2,280	2,280	2,280
181.000	FICA/Medicare Tax	20,133	21,731	21,455	21,455	21,455
182.000	Retirement Expense	22,074	25,220	28,236	28,236	28,236
183.000	Health/Dental Insurance	58,859	64,090	67,290	64,090	64,090
185.000	Unemployment Compensation	360	1,070	1,070	1,070	1,070
186.000	Workers Compensation	10,540	9,914	10,410	9,793	9,793
190.000	Professional Services	2,856	-	-	-	-
	Account Classification Total: EX05 - Personal Services	396,286	406,091	408,923	405,106	405,106
EX10 - Supplies And Materials						
212.000	Uniforms	3,395	3,000	2,000	2,000	2,000
251.000	Motor Fuel	9,191	9,000	8,000	8,000	8,000
253.000	Vehicle Parts & Supplies	204	500	250	250	250
260.000	Office Supplies	2,103	3,000	2,300	2,300	2,300
261.000	Departmental Supplies	4,150	-	1,000	1,000	1,000
291.000	Data Processing Supplies	459	1,000	-	1,200	1,200
	Account Classification Total: EX10 - Supplies And Materials	19,502	16,500	13,550	14,750	14,750
EX15 - Current Oblig. & Services						
312.000	Training	3,710	4,000	2,500	2,500	2,500
321.000	Telephone Service	3,079	2,800	3,200	3,200	3,200
325.000	Postage	158	150	150	150	150
352.000	Rep & Maint - Equipment	566	-	-	-	-
353.000	Repair & Maint- Vehicles	3,106	2,500	4,000	4,000	4,000
	Account Classification Total: EX15 - Current Oblig. & Services	10,618	9,450	9,850	9,850	9,850
EX20 - Fixed Chgs. & Other Serv.						
419.100	Vehicle Lease	9,242	14,520	14,520	14,520	14,520
430.000	Rental of Equipment	730	-	-	-	-
451.000	Cyber Insurance Cost	123	129	134	134	134
452.000	Vehicle Insurance	2,506	2,205	2,316	2,512	2,512
454.000	Insurance Coverage Costs	1,683	1,772	1,861	1,853	1,853
491.000	Dues and Subscriptions	695	700	1,500	1,500	1,500
	Account Classification Total: EX20 - Fixed Chgs. & Other Serv.	14,979	19,326	20,331	20,519	20,519
EX25 - Capital Outlay						
510.000	Office Furniture & Equip	-	-	1,000	-	-
520.000	Data Processing Equip	-	3,400	1,200	-	-
540.000	Motor Vehicles	30,681	-	-	-	-
	Account Classification Total: EX25 - Capital Outlay	30,681	3,400	2,200	-	-
EX45 - Inv/Interfund Trans/Budget						
991.100	Contingency Appropriated	-	23,000	23,000	-	-
	Account Classification Total: EX45 - Inv/Interfund Trans/Budget	-	23,000	23,000	-	-
	Department Total: 4350 - Inspections	472,067	477,767	477,854	450,225	450,225

Account Number	Account Description	2019 Actual Amount	2020 Adopted Budget	2021 Department Head Requested	2021 Manager Recomended	2021 Commissioner Adopted
Fund: 110 - General Fund						
Department: 4360 - Medical Examiner						
EX05 - Personal Services						
190.000	Professional Services	50,950	50,000	50,000	50,000	50,000
	Account Classification Total: EX05 - Personal Services	50,950	50,000	50,000	50,000	50,000
	Department Total: 4360 - Medical Examiner	50,950	50,000	50,000	50,000	50,000

Account Number	Account Description	2019 Actual Amount	2020 Adopted Budget	2021 Department Head Requested	2021 Manager Recomended	2021 Commissioner Adopted
Fund: 110 - General Fund						
Department: 4380 - Animal Control						
EX05 - Personal Services						
121.000	Salaries & Wages-Regular	188,916	203,795	211,267	211,267	211,267
121.500	Salaries & Wages-Time Off Paid	4,963	-	-	-	-
122.000	Salaries & Wages-Overtime	1,407	-	-	-	-
123.000	Salaries & Wages-On Call	36,874	12,500	12,500	12,500	12,500
127.000	Cell Phone Stipends	1,333	1,800	1,800	1,800	1,800
181.000	FICA/Medicare Tax	16,604	16,805	17,256	17,256	17,256
182.000	Retirement Expense	18,315	19,500	22,712	22,712	22,712
183.000	Health/Dental Insurance	54,367	64,090	67,290	64,090	64,090
185.000	Unemployment Compensation	360	1,070	1,070	1,070	1,070
186.000	Workers Compensation	2,725	2,563	2,692	2,533	2,533
189.000	Other Fringe Benefits	-	288	-	-	-
190.000	Professional Services	17,810	15,180	15,180	15,180	15,180
	Account Classification Total: EX05 - Personal Services	343,674	337,591	351,767	348,408	348,408
EX10 - Supplies And Materials						
211.000	Janitorial Supplies	1,766	1,800	2,900	2,900	2,900
212.000	Uniforms	3,970	3,103	2,500	2,500	2,500
220.100	Food-Canine	-	-	2,500	2,500	2,500
238.000	Medical Supplies/Drugs	2,789	2,900	3,500	3,500	3,500
251.000	Motor Fuel	5,673	6,200	6,000	6,000	6,000
260.000	Office Supplies	1,786	1,000	1,000	1,000	1,000
261.000	Departmental Supplies	4,335	7,357	3,500	3,500	3,500
291.000	Data Processing Supplies	2,890	3,900	1,500	1,500	1,500
	Account Classification Total: EX10 - Supplies And Materials	23,210	26,260	23,400	23,400	23,400
EX15 - Current Oblig. & Services						
312.000	Training	2,798	2,000	2,500	2,500	2,500
321.000	Telephone Service	3,647	4,500	3,500	3,500	3,500
325.000	Postage	249	300	300	300	300
331.000	Electricity Expense	8,449	10,000	10,000	10,000	10,000
334.000	Water & Sewer Expense	662	700	700	700	700
339.000	Other Utilities Expense	612	800	600	600	600
351.000	Rep&Maint-Bldg & Grounds	5,537	3,000	4,000	4,000	4,000
352.000	Rep & Maint - Equipment	414	700	700	700	700
353.000	Repair & Maint- Vehicles	3,731	3,500	3,500	3,500	3,500
370.000	Advertising Expense	405	400	400	400	400
	Account Classification Total: EX15 - Current Oblig. & Services	26,504	25,900	26,200	26,200	26,200
EX20 - Fixed Chgs. & Other Serv.						
430.000	Rental of Equipment	707	1,000	1,000	1,000	1,000
440.000	Service & Maint Contract	9,172	10,760	10,760	10,760	10,760
451.000	Cyber Insurance Cost	123	129	134	134	134
452.000	Vehicle Insurance	2,025	2,087	2,192	2,377	2,377
454.000	Insurance Coverage Costs	1,291	1,360	1,428	1,452	1,452
491.000	Dues and Subscriptions	406	150	150	150	150
	Account Classification Total: EX20 - Fixed Chgs. & Other Serv.	13,723	15,486	15,664	15,873	15,873
EX25 - Capital Outlay						
550.000	Other Equipment	12,000	-	-	-	-
	Account Classification Total: EX25 - Capital Outlay	12,000	-	-	-	-
EX30 - Contracts, Grants, Etc.						
699.490	Animal Control Fines to School System	3,156	4,000	4,000	4,000	4,000
	Account Classification Total: EX30 - Contracts, Grants, Etc.	3,156	4,000	4,000	4,000	4,000
	Department Total: 4380 - Animal Control	422,268	409,237	421,031	417,881	417,881

Account Number	Account Description	2019 Actual Amount	2020 Adopted Budget	2021 Department Head Requested	2021 Manager Recomended	2021 Commissioner Adopted
Fund: 110 - General Fund						
Department: 4395 - 911 Emerg. Communications						
EX05 - Personal Services						
121.000	Salaries & Wages-Regular	747,247	738,674	840,651	840,651	840,651
121.025	Salaries & Wages-Field Training Officer	871	2,000	2,000	2,000	2,000
121.500	Salaries & Wages-Time Off Paid	6,349	3,000	3,000	3,000	3,000
122.000	Salaries & Wages-Overtime	94,039	55,805	59,885	59,885	59,885
123.000	Salaries & Wages-On Call	17,589	15,000	15,000	15,000	15,000
126.000	Salaries & Wages-Pt/Temp.	74,581	55,756	61,232	61,232	61,232
127.000	Cell Phone Stipends	1,486	1,680	1,680	1,680	1,680
181.000	FICA/Medicare Tax	69,003	65,107	73,518	73,518	73,518
182.000	Retirement Expense	70,851	75,276	96,528	96,528	96,528
183.000	Health/Dental Insurance	221,029	243,542	282,618	269,178	269,178
185.000	Unemployment Compensation	1,475	4,166	4,594	4,594	4,594
186.000	Workers Compensation	3,082	2,899	3,044	2,864	2,864
189.000	Other Fringe Benefits	-	576	-	-	-
190.000	Professional Services	11,624	1,360	2,106	2,106	2,106
	Account Classification Total: EX05 - Personal Services	1,319,227	1,264,841	1,445,856	1,432,236	1,432,236
EX10 - Supplies And Materials						
212.000	Uniforms	644	2,000	3,000	2,000	2,000
260.000	Office Supplies	940	1,000	1,000	1,000	1,000
261.000	Departmental Supplies	494	1,900	1,900	5,900	5,900
291.000	Data Processing Supplies	3,013	3,930	1,586	1,586	1,586
	Account Classification Total: EX10 - Supplies And Materials	5,090	8,830	7,486	10,486	10,486
EX15 - Current Oblig. & Services						
311.000	Travel P.O.V.	52	200	200	200	200
312.000	Training	877	2,600	2,600	2,600	2,600
321.000	Telephone Service	14,547	14,500	14,500	14,500	14,500
325.000	Postage	338	350	350	350	350
331.000	Electricity Expense	26,598	28,000	28,000	28,000	28,000
339.000	Other Utilities Expense	643	1,300	1,300	1,300	1,300
352.000	Rep & Maint - Equipment	15,705	12,500	20,000	20,000	20,000
370.000	Advertising Expense	549	500	500	500	500
	Account Classification Total: EX15 - Current Oblig. & Services	59,308	59,950	67,450	67,450	67,450
EX20 - Fixed Chgs. & Other Serv.						
430.000	Rental of Equipment	8,513	8,512	13,162	13,162	13,162
440.000	Service & Maint Contract	448,726	442,176	461,421	461,421	461,421
451.000	Cyber Insurance Cost	589	616	641	641	641
454.000	Insurance Coverage Costs	3,127	3,294	3,459	3,443	3,443
491.000	Dues and Subscriptions	723	758	568	568	568
	Account Classification Total: EX20 - Fixed Chgs. & Other Serv.	461,679	455,356	479,251	479,235	479,235
EX25 - Capital Outlay						
510.000	Office Furniture & Equip	-	-	4,900	-	-
520.000	Data Processing Equip	185,048	-	-	-	-
	Account Classification Total: EX25 - Capital Outlay	185,048	-	4,900	-	-
EX45 - Inv/Interfund Trans/Budget						
991.100	Contingency Appropriated	51,698	-	-	-	-
	Account Classification Total: EX45 - Inv/Interfund Trans/Budget	51,698	-	-	-	-
	Department Total: 4395 - 911 Emerg. Communications	2,082,050	1,788,977	2,004,943	1,989,407	1,989,407
	Total Expense Public Safety	16,377,488	16,369,068	19,463,944	17,777,760	17,997,745

STANLY COUNTY
NORTH CAROLINA
Water. Air. Land. Success.

THIS PAGE LEFT INTENTIONALLY BLANK

Account Number	Account Description	2019 Actual Amount	2020 Adopted Budget	2021 Department Head Requested	2021 Manager Recomended	2021 Commissioner Adopted
Fund: 110 - General Fund						
Department: 4540 - Transportation Services						
Sub-Department: 4540 - Administration						
EX05 - Personal Services						
121.000	Salaries & Wages-Regular	129,975	127,371	128,889	128,889	128,889
126.000	Salaries & Wages-Pt/Temp.	16,420	18,003	18,670	18,670	18,670
127.000	Cell Phone Stipends	173	840	840	840	840
181.000	FICA/Medicare Tax	10,835	11,185	11,353	11,353	11,353
182.000	Retirement Expense	11,539	12,705	14,977	14,977	14,977
183.000	Health/Dental Insurance	32,001	38,454	40,374	38,454	38,454
185.000	Unemployment Compensation	269	822	829	829	829
186.000	Workers Compensation	457	430	452	425	425
189.000	Other Fringe Benefits	288	550	294	294	294
190.000	Professional Services	999	1,000	1,200	1,200	1,200
	Account Classification Total: EX05 - Personal Services	202,956	211,360	217,878	215,931	215,931
EX10 - Supplies And Materials						
211.000	Janitorial Supplies	357	500	500	500	500
212.000	Uniforms	926	1,000	500	1,000	1,000
260.000	Office Supplies	1,714	1,500	1,800	1,800	1,800
261.000	Departmental Supplies	656	1,000	1,000	1,000	1,000
291.000	Data Processing Supplies	2,723	4,250	5,560	5,560	5,560
	Account Classification Total: EX10 - Supplies And Materials	6,376	8,250	9,360	9,860	9,860
EX15 - Current Oblig. & Services						
311.000	Travel P.O.V.	216	600	600	600	600
312.000	Training	391	1,000	1,000	1,000	1,000
321.000	Telephone Service	1,290	2,000	2,000	2,000	2,000
325.000	Postage	231	300	300	300	300
331.000	Electricity Expense	1,519	2,000	2,000	2,000	2,000
334.000	Water & Sewer Expense	428	350	350	350	350
351.000	Rep&Maint-Bldg & Grounds	29	150	1,700	1,700	1,700
370.000	Advertising Expense	4,717	4,912	3,906	3,906	3,906
394.000	Cleaning Services	1,680	1,680	1,680	1,680	1,680
	Account Classification Total: EX15 - Current Oblig. & Services	10,500	12,992	13,536	13,536	13,536
EX20 - Fixed Chgs. & Other Serv.						
430.000	Rental of Equipment	1,215	1,200	1,200	1,200	1,200
451.000	Cyber Insurance Cost	491	494	107	107	107
452.000	Vehicle Insurance	40,915	42,154	44,262	47,722	47,722
454.000	Insurance Coverage Costs	759	800	840	836	836
491.000	Dues and Subscriptions	17	500	600	600	600
	Account Classification Total: EX20 - Fixed Chgs. & Other Serv.	43,397	45,148	47,009	50,465	50,465
	Sub-Department Total: 4540 - Administration	263,229	277,750	287,783	289,792	289,792

Account Number	Account Description	2019 Actual Amount	2020 Adopted Budget	2021 Department Head Requested	2021 Manager Recomended	2021 Commissioner Adopted
Fund: 110 - General Fund						
Department: 4540 - Transportation Services						
Sub-Department: 4550 - Transportation Operations						
EX05 - Personal Services						
121.000	Salaries & Wages-Regular	129,918	125,391	129,526	129,526	129,526
121.500	Salaries & Wages-Time Off Paid	1,053	-	-	-	-
122.000	Salaries & Wages-Overtime	9,272	4,000	4,000	4,000	4,000
126.000	Salaries & Wages-Pt/Temp.	278,504	325,000	324,087	324,087	324,087
127.000	Cell Phone Stipends	692	720	720	720	720
181.000	FICA/Medicare Tax	31,984	34,816	35,062	35,062	35,062
182.000	Retirement Expense	28,694	39,278	44,605	44,605	44,605
183.000	Health/Dental Insurance	99,827	153,900	148,150	141,110	141,110
185.000	Unemployment Compensation	1,108	3,654	3,635	3,635	3,635
186.000	Workers Compensation	23,379	21,990	23,090	21,722	21,722
189.000	Other Fringe Benefits	288	294	294	294	294
190.000	Professional Services	40	-	150	150	150
	Account Classification Total: EX05 - Personal Services	604,758	709,043	713,319	704,911	704,911
EX10 - Supplies And Materials						
251.000	Motor Fuel	70,517	65,000	65,000	65,000	65,000
252.000	Tires And Tubes	5,750	10,000	10,000	10,000	10,000
253.000	Vehicle Parts & Supplies	33,121	24,552	27,500	25,000	25,000
260.000	Office Supplies	94	200	200	200	200
261.000	Departmental Supplies	6,267	500	750	750	750
	Account Classification Total: EX10 - Supplies And Materials	115,749	100,252	103,450	100,950	100,950
EX15 - Current Oblig. & Services						
312.000	Training	459	500	500	500	500
331.000	Electricity Expense	1,551	3,500	3,500	2,750	2,750
334.000	Water & Sewer Expense	277	350	350	350	350
351.000	Rep&Maint-Bldg & Grounds	681	500	500	500	500
	Account Classification Total: EX15 - Current Oblig. & Services	2,968	4,850	4,850	4,100	4,100
EX20 - Fixed Chgs. & Other Serv.						
451.000	Cyber Insurance Cost	-	-	428	428	428
	Account Classification Total: EX20 - Fixed Chgs. & Other Serv.	-	-	428	428	428
EX25 - Capital Outlay						
540.000	Motor Vehicles	195,402	222,600	204,450	204,450	204,450
550.000	Other Equipment	-	25,127	-	-	-
580.000	Bldgs,Structure,& Improve	-	58,310	-	-	-
	Account Classification Total: EX25 - Capital Outlay	195,402	306,037	204,450	204,450	204,450
	Sub-Department Total: 4550 - Transportation Operations	918,878	1,120,182	1,026,497	1,014,839	1,014,839
	Department Total: 4540 - Transportation Services	1,182,106	1,397,932	1,314,280	1,304,631	1,304,631
	Total Expense Transportation	1,182,106	1,397,932	1,314,280	1,304,631	1,304,631

STANLY COUNTY
NORTH CAROLINA
Water. Air. Land. Success.

THIS PAGE LEFT INTENTIONALLY BLANK

STANLY COUNTY
ENVIRONMENTAL PROTECTION SUMMARY EXPENSES BY FUNCTION
ADOPTED BUDGET FOR FISCAL YEAR 2021

Description	2019 Actual Expenses	2020 Original Budget	2021 Department Requested	2021 Manager Recommended	2021 Commission Adopted
Solid Waste Services	1,131,225	1,168,394	1,271,960	1,234,005	1,234,005
Forestry	88,581	95,946	95,946	95,946	95,946
Soil & Water Conservation	109,194	118,634	125,134	123,818	123,818
Total Environmental Protection	$1,329,000	$1,382,974	$1,493,040	$1,453,769	$1,453,769

Account Number	Account Description	2019 Actual Amount	2020 Adopted Budget	2021 Department Head Requested	2021 Manager Recomended	2021 Commissioner Adopted
Fund: 110 - General Fund						
Department: 4710 - Solid Waste Department						
EX05 - Personal Services						
121.000	Salaries & Wages-Regular	19,516	20,158	21,013	21,013	21,013
122.000	Salaries & Wages-Overtime	1,386	-	-	-	-
126.000	Salaries & Wages-Pt/Temp.	313,086	304,012	312,730	312,730	312,730
127.000	Cell Phone Stipends	277	277	277	277	277
181.000	FICA/Medicare Tax	25,467	24,820	25,553	25,553	25,553
182.000	Retirement Expense	22,114	26,220	30,589	30,589	30,589
183.000	Health/Dental Insurance	3,877	4,230	4,441	4,230	4,230
185.000	Unemployment Compensation	948	3,057	3,141	3,141	3,141
186.000	Workers Compensation	10,400	9,782	10,272	9,663	9,663
190.000	Professional Services	80	80	80	80	80
	Account Classification Total: EX05 - Personal Services	397,151	392,636	408,096	407,276	407,276
EX10 - Supplies And Materials						
230.000	Education Materials/Medical Supplies	5,311	1,900	1,900	1,900	1,900
251.000	Motor Fuel	41	130	130	130	130
260.000	Office Supplies	901	1,000	1,000	1,000	1,000
	Account Classification Total: EX10 - Supplies And Materials	6,253	3,030	3,030	3,030	3,030
EX15 - Current Oblig. & Services						
312.000	Training	-	250	250	250	250
321.000	Telephone Service	5,946	7,000	7,000	6,500	6,500
325.000	Postage	17	40	40	40	40
331.000	Electricity Expense	11,361	12,500	12,500	12,500	12,500
334.000	Water & Sewer Expense	1,393	1,450	1,650	1,650	1,650
351.000	Rep&Maint-Bldg & Grounds	2,264	15,000	15,000	15,000	15,000
352.000	Rep & Maint - Equipment	12,369	19,735	19,735	19,735	19,735
370.000	Advertising Expense	639	750	1,380	750	750
399.000	Other Services	143,582	115,000	151,000	115,000	115,000
	Account Classification Total: EX15 - Current Oblig. & Services	177,572	171,725	208,555	171,425	171,425
EX20 - Fixed Chgs. & Other Serv.						
410.000	Rent-Land,Bldg. & Offices	6,070	6,300	6,100	6,100	6,100
430.000	Rental of Equipment	867	1,340	1,340	1,340	1,340
440.000	Service & Maint Contract	505,381	561,243	633,642	633,642	633,642
451.000	Cyber Insurance Cost	516	539	561	561	561
454.000	Insurance Coverage Costs	1,026	1,081	1,136	1,131	1,131
491.000	Dues and Subscriptions	1,000	1,000	1,000	1,000	1,000
	Account Classification Total: EX20 - Fixed Chgs. & Other Serv.	514,860	571,503	643,779	643,774	643,774
EX25 - Capital Outlay						
550.000	Other Equipment	19,668	29,500	8,500	8,500	8,500
570.000	Land	15,721	-	-	-	-
	Account Classification Total: EX25 - Capital Outlay	35,389	29,500	8,500	8,500	8,500
	Department Total: 4710 - Solid Waste Department	1,131,225	1,168,394	1,271,960	1,234,005	1,234,005

Account Number	Account Description	2019 Actual Amount	2020 Adopted Budget	2021 Department Head Requested	2021 Manager Recomended	2021 Commissioner Adopted
Fund: 110 - General Fund						
Department: 4750 - Forestry						
EX30 - Contracts, Grants, Etc.						
693.000	Coop.Agreement W/Oth.Govt	88,581	95,946	95,946	95,946	95,946
	Account Classification Total: EX30 - Contracts, Grants, Etc.	88,581	95,946	95,946	95,946	95,946
	Department Total: 4750 - Forestry	88,581	95,946	95,946	95,946	95,946

Account Number	Account Description	2019 Actual Amount	2020 Adopted Budget	2021 Department Head Requested	2021 Manager Recomended	2021 Commissioner Adopted
Fund: 110 - General Fund						
Department: 4960 - Soil & Water Conservation						
EX05 - Personal Services						
121.000	Salaries & Wages-Regular	34,789	42,845	45,091	45,091	45,091
126.000	Salaries & Wages-Pt/Temp.	28,164	28,718	30,026	30,026	30,026
181.000	FICA/Medicare Tax	4,816	5,475	5,746	5,746	5,746
182.000	Retirement Expense	4,953	6,405	7,624	7,624	7,624
183.000	Health/Dental Insurance	23,554	25,611	26,872	25,611	25,611
185.000	Unemployment Compensation	144	428	428	428	428
186.000	Workers Compensation	1,728	1,626	1,708	1,607	1,607
190.000	Professional Services	-	-	80	80	80
	Account Classification Total: EX05 - Personal Services	98,149	111,108	117,575	116,213	116,213
EX10 - Supplies And Materials						
251.000	Motor Fuel	269	400	300	300	300
253.000	Vehicle Parts & Supplies	-	-	350	350	350
260.000	Office Supplies	3,074	350	-	-	-
291.000	Data Processing Supplies	1,168	-	-	-	-
	Account Classification Total: EX10 - Supplies And Materials	4,511	750	650	650	650
EX15 - Current Oblig. & Services						
311.000	Travel P.O.V.	699	800	800	800	800
312.000	Training	2,497	2,500	2,240	2,240	2,240
321.000	Telephone Service	611	600	600	600	600
353.000	Repair & Maint- Vehicles	87	200	200	200	200
370.000	Advertising Expense	-	-	350	350	350
	Account Classification Total: EX15 - Current Oblig. & Services	3,894	4,100	4,190	4,190	4,190
EX20 - Fixed Chgs. & Other Serv.						
430.000	Rental of Equipment	497	500	500	500	500
451.000	Cyber Insurance Cost	49	52	54	54	54
452.000	Vehicle Insurance	513	529	556	603	603
454.000	Insurance Coverage Costs	255	269	283	282	282
491.000	Dues and Subscriptions	1,326	1,326	1,326	1,326	1,326
	Account Classification Total: EX20 - Fixed Chgs. & Other Serv.	2,640	2,676	2,719	2,765	2,765
	Department Total: 4960 - Soil & Water Conservation	109,194	118,634	125,134	123,818	123,818
	Total Expense Environmental Protection	1,329,000	1,382,974	1,493,040	1,453,769	1,453,769

STANLY COUNTY
ECONOMIC AND PHYSICAL DEVELOPMENT SUMMARY EXPENSES BY FUNCTION
ADOPTED BUDGET FOR FISCAL YEAR 2021

Description	2019 Actual Expenses	2020 Original Budget	2021 Department Requested	2021 Manager Recommended	2021 Commission Adopted
Economic Development	$ 705,354	$ 565,094	$ 575,041	$ 568,548	$ 568,548
Occupancy Tax	267,777	230,000	205,000	205,000	205,000
Planning and Zoning	247,969	267,681	300,646	263,015	263,015
Central Permitting	271,280	274,240	285,885	268,661	268,661
Rocky River RPO	87,920	115,089	116,088	115,202	115,202
Cooperative Extension	269,682	263,067	272,682	265,640	265,640
Total Economic & Physical Devlopment	$ 1,849,982	$ 1,715,171	$ 1,755,342	$ 1,686,066	$1,686,066

Account Number	Account Description	2019 Actual Amount	2020 Adopted Budget	2021 Department Head Requested	2021 Manager Recomended	2021 Commissioner Adopted
Fund: 110 - General Fund						
Department: 4902 - Economic Development Comm						
EX05 - Personal Services						
121.000	Salaries & Wages-Regular	82,695	111,820	114,701	114,701	114,701
127.000	Cell Phone Stipends	531	840	840	840	840
170.000	Board Member Expenses	-	750	750	750	750
181.000	FICA/Medicare Tax	6,361	9,077	9,298	9,298	9,298
182.000	Retirement Expense	6,531	10,008	11,642	11,642	11,642
183.000	Health/Dental Insurance	17,680	25,636	26,916	25,636	25,636
185.000	Unemployment Compensation	144	428	428	428	428
186.000	Workers Compensation	3,583	3,371	3,540	3,330	3,330
189.000	Other Fringe Benefits	-	294	-	-	-
190.000	Professional Services	143,383	40,000	40,000	35,000	35,000
	Account Classification Total: EX05 - Personal Services	260,908	202,224	208,115	201,625	201,625
EX10 - Supplies And Materials						
220.000	Food And Provisions	512	1,500	1,500	1,500	1,500
260.000	Office Supplies	1,071	1,250	1,250	1,250	1,250
261.000	Departmental Supplies	428	500	500	500	500
291.000	Data Processing Supplies	917	950	950	950	950
	Account Classification Total: EX10 - Supplies And Materials	2,928	4,200	4,200	4,200	4,200
EX15 - Current Oblig. & Services						
311.000	Travel P.O.V.	5,304	6,500	6,500	6,500	6,500
312.000	Training	4,272	5,000	6,000	6,000	6,000
313.300	Client Subsistence	332	1,486	1,200	1,200	1,200
321.000	Telephone Service	266	350	350	350	350
325.000	Postage	324	350	350	350	350
341.000	Printing Expense for Grants	-	500	500	500	500
370.000	Advertising Expense	7,614	8,000	11,313	11,313	11,313
	Account Classification Total: EX15 - Current Oblig. & Services	18,112	22,186	26,213	26,213	26,213
EX20 - Fixed Chgs. & Other Serv.						
430.000	Rental of Equipment	378	500	500	500	500
451.000	Cyber Insurance Cost	49	52	54	54	54
454.000	Insurance Coverage Costs	511	539	566	563	563
491.000	Dues and Subscriptions	4,101	6,000	6,000	6,000	6,000
	Account Classification Total: EX20 - Fixed Chgs. & Other Serv.	5,039	7,091	7,120	7,117	7,117
EX30 - Contracts, Grants, Etc.						
630.048	Riverstone Property Payment	111,143	111,143	111,143	111,143	111,143
693.250	Carolinas Partnership-EDC	18,237	18,250	18,250	18,250	18,250
699.000	Oth.Contracts,Grants,Subs	226,877	125,000	125,000	125,000	125,000
699.134	Econ. Dev. Strategy	62,111	75,000	75,000	75,000	75,000
	Account Classification Total: EX30 - Contracts, Grants, Etc.	418,367	329,393	329,393	329,393	329,393
	Department Total: 4902 - Economic Development Comm	705,354	565,094	575,041	568,548	568,548

Account Number	Account Description	2019 Actual Amount	2020 Adopted Budget	2021 Department Head Requested	2021 Manager Recomended	2021 Commissioner Adopted
Fund: 110 - General Fund						
Department: 4905 - Occupancy Tax Expenses						
EX30 - Contracts, Grants, Etc.						
699.126	Norwood Occupancy Tax	1,527	1,500	1,500	1,500	1,500
699.127	Albemarle Occupancy Tax	262,269	225,000	200,000	200,000	200,000
699.128	Richfield Occupancy Tax	3,981	3,500	3,500	3,500	3,500
	Account Classification Total: EX30 - Contracts, Grants, Etc.	267,777	230,000	205,000	205,000	205,000
	Department Total: 4905 - Occupancy Tax Expenses	267,777	230,000	205,000	205,000	205,000

Account Number	Account Description	2019 Actual Amount	2020 Adopted Budget	2021 Department Head Requested	2021 Manager Recomended	2021 Commissioner Adopted
Fund: 110 - General Fund						
Department: 4910 - Planning And Zoning						
EX05 - Personal Services						
121.000	Salaries & Wages-Regular	161,996	154,623	155,881	155,881	155,881
121.500	Salaries & Wages-Time Off Paid	534	-	-	-	-
127.000	Cell Phone Stipends	1,110	1,200	1,200	1,200	1,200
170.000	Board Member Expenses	2,897	3,100	3,100	3,100	3,100
181.000	FICA/Medicare Tax	11,988	12,158	12,254	12,254	12,254
182.000	Retirement Expense	12,809	13,839	15,822	15,822	15,822
183.000	Health/Dental Insurance	19,875	38,454	40,374	38,454	38,454
185.000	Unemployment Compensation	216	642	642	642	642
186.000	Workers Compensation	6,513	6,126	6,433	6,052	6,052
189.000	Other Fringe Benefits	168	588	-	-	-
190.000	Professional Services	68	-	35,375	-	-
	Account Classification Total: EX05 - Personal Services	218,174	230,730	271,081	233,405	233,405
EX10 - Supplies And Materials						
212.000	Uniforms	-	500	150	150	150
230.000	Education Materials/Medical Supplies	-	300	400	400	400
251.000	Motor Fuel	1,228	1,500	1,200	1,200	1,200
260.000	Office Supplies	2,319	5,300	1,500	1,500	1,500
261.000	Departmental Supplies	-	1,000	800	800	800
291.000	Data Processing Supplies	939	790	700	700	700
	Account Classification Total: EX10 - Supplies And Materials	4,486	9,390	4,750	4,750	4,750
EX15 - Current Oblig. & Services						
312.000	Training	3,749	3,500	3,500	3,500	3,500
321.000	Telephone Service	716	700	700	700	700
325.000	Postage	952	1,000	1,000	1,000	1,000
352.000	Rep & Maint - Equipment	-	100	50	50	50
353.000	Repair & Maint- Vehicles	228	600	600	600	600
370.000	Advertising Expense	908	1,200	1,400	1,400	1,400
	Account Classification Total: EX15 - Current Oblig. & Services	6,553	7,100	7,250	7,250	7,250
EX20 - Fixed Chgs. & Other Serv.						
419.100	Vehicle Lease	5,058	5,277	5,277	5,277	5,277
430.000	Rental of Equipment	1,709	1,400	1,400	1,400	1,400
440.000	Service & Maint Contract	280	300	300	300	300
451.000	Cyber Insurance Cost	74	77	81	81	81
452.000	Vehicle Insurance	571	588	618	670	670
454.000	Insurance Coverage Costs	1,324	1,394	1,464	1,457	1,457
491.000	Dues and Subscriptions	839	675	675	675	675
499.700	Abatement Expenditures	60	250	250	250	250
	Account Classification Total: EX20 - Fixed Chgs. & Other Serv.	9,915	9,961	10,065	10,110	10,110
EX30 - Contracts, Grants, Etc.						
699.570	AMH Expense	8,841	8,000	5,000	5,000	5,000
699.572	Minimum Housing	-	2,500	2,500	2,500	2,500
	Account Classification Total: EX30 - Contracts, Grants, Etc.	8,841	10,500	7,500	7,500	7,500
	Department Total: 4910 - Planning And Zoning	247,969	267,681	300,646	263,015	263,015

Account Number	Account Description	2019 Actual Amount	2020 Adopted Budget	2021 Department Head Requested	2021 Manager Recomended	2021 Commissioner Adopted
Fund: 110 - General Fund						
Department: 4911 - Central Permitting						
EX05 - Personal Services						
121.000	Salaries & Wages-Regular	157,397	155,875	161,057	151,295	151,295
126.000	Salaries & Wages-Pt/Temp.	14,109	14,848	15,468	15,468	15,468
181.000	FICA/Medicare Tax	12,655	13,060	13,504	12,757	12,757
182.000	Retirement Expense	12,403	13,951	16,347	15,385	15,385
183.000	Health/Dental Insurance	46,630	48,085	50,024	44,852	44,852
185.000	Unemployment Compensation	337	1,004	1,011	865	865
186.000	Workers Compensation	398	374	393	370	370
190.000	Professional Services	-	-	130	-	-
	Account Classification Total: EX05 - Personal Services	243,928	247,197	257,934	240,992	240,992
EX10 - Supplies And Materials						
260.000	Office Supplies	1,736	2,500	2,500	2,500	2,500
261.000	Departmental Supplies	318	-	-	-	-
291.000	Data Processing Supplies	3,792	660	-	-	-
	Account Classification Total: EX10 - Supplies And Materials	5,846	3,160	2,500	2,500	2,500
EX15 - Current Oblig. & Services						
311.000	Travel P.O.V.	-	-	118	118	118
312.000	Training	-	-	361	361	361
321.000	Telephone Service	816	910	850	850	850
370.000	Advertising Expense	-	-	281	-	-
	Account Classification Total: EX15 - Current Oblig. & Services	816	910	1,610	1,329	1,329
EX20 - Fixed Chgs. & Other Serv.						
430.000	Rental of Equipment	830	900	750	750	750
440.000	Service & Maint Contract	19,515	21,710	22,709	22,709	22,709
451.000	Cyber Insurance Cost	74	77	81	81	81
454.000	Insurance Coverage Costs	272	286	301	300	300
	Account Classification Total: EX20 - Fixed Chgs. & Other Serv.	20,691	22,973	23,841	23,840	23,840
	Department Total: 4911 - Central Permitting	271,280	274,240	285,885	268,661	268,661

Account Number	Account Description	2019 Actual Amount	2020 Adopted Budget	2021 Department Head Requested	2021 Manager Recomended	2021 Commissioner Adopted
Fund: 110 - General Fund						
Department: 4912 - Rocky River RPO						
EX05 - Personal Services						
121.000	Salaries & Wages-Regular	52,039	60,273	59,976	59,976	59,976
126.000	Salaries & Wages-Pt/Temp.	7,252	10,140	10,343	10,343	10,343
127.000	Cell Phone Stipends	614	840	840	840	840
170.000	Board Member Expenses	456	700	700	700	700
181.000	FICA/Medicare Tax	4,254	5,470	5,444	5,444	5,444
182.000	Retirement Expense	4,106	5,394	6,088	6,088	6,088
183.000	Health/Dental Insurance	7,710	12,818	13,458	12,818	12,818
185.000	Unemployment Compensation	109	315	315	315	315
186.000	Workers Compensation	4,190	3,941	4,139	3,894	3,894
189.000	Other Fringe Benefits	123	-	-	-	-
190.000	Professional Services	312	2,875	2,875	2,875	2,875
	Account Classification Total: EX05 - Personal Services	81,166	102,766	104,178	103,293	103,293
EX10 - Supplies And Materials						
260.000	Office Supplies	99	1,500	1,500	1,500	1,500
291.000	Data Processing Supplies	1,660	1,000	1,000	1,000	1,000
	Account Classification Total: EX10 - Supplies And Materials	1,759	2,500	2,500	2,500	2,500
EX15 - Current Oblig. & Services						
311.000	Travel P.O.V.	2,850	5,000	5,000	5,000	5,000
312.000	Training	300	1,500	1,500	1,500	1,500
321.000	Telephone Service	202	550	550	550	550
325.000	Postage	16	50	50	50	50
352.000	Rep & Maint - Equipment	-	200	200	200	200
370.000	Advertising Expense	100	300	300	300	300
	Account Classification Total: EX15 - Current Oblig. & Services	3,469	7,600	7,600	7,600	7,600
EX20 - Fixed Chgs. & Other Serv.						
430.000	Rental of Equipment	46	300	300	300	300
440.000	Service & Maint Contract	1,200	1,200	1,200	1,200	1,200
451.000	Cyber Insurance Cost	74	85	81	81	81
454.000	Insurance Coverage Costs	207	218	229	228	228
491.000	Dues and Subscriptions	-	420	-	-	-
	Account Classification Total: EX20 - Fixed Chgs. & Other Serv.	1,526	2,223	1,810	1,809	1,809
	Department Total: 4912 - Rocky River RPO	87,920	115,089	116,088	115,202	115,202

Account Number	Account Description	2019 Actual Amount	2020 Adopted Budget	2021 Department Head Requested	2021 Manager Recomended	2021 Commissioner Adopted
Fund: 110 - General Fund						
Department: 4950 - Cooperative Extension Ser						
EX10 - Supplies And Materials						
220.000	Food And Provisions	1,552	1,500	1,500	1,500	1,500
230.000	Education Materials/Medical Supplies	434	300	300	300	300
260.000	Office Supplies	2,467	2,500	2,500	2,500	2,500
261.000	Departmental Supplies	769	600	600	600	600
291.000	Data Processing Supplies	74	60	-	-	-
298.000	4 H Expense	19,756	20,000	20,000	13,000	13,000
298.100	AG. Program Expenses	555	300	300	300	300
298.300	FCS Program Expense	1,048	1,950	500	500	500
298.600	Crop/Hort Fundraising	3,393	2,000	500	500	500
298.650	Master Garnders Program	1,969	1,200	2,500	2,500	2,500
298.700	Learning to Grow	483	-	1,000	1,000	1,000
298.750	Extension Master Food Volunteer Program	-	-	500	500	500
299.000	Miscellaneous Supplies	1,701	500	500	500	500
	Account Classification Total: EX10 - Supplies And Materials	34,200	30,910	30,700	23,700	23,700
EX15 - Current Oblig. & Services						
311.000	Travel P.O.V.	608	600	600	600	600
312.000	Training	1,815	2,000	2,000	2,000	2,000
321.000	Telephone Service	972	950	950	950	950
325.000	Postage	130	150	150	150	150
351.000	Rep&Maint-Bldg & Grounds	25,611	-	-	-	-
353.000	Repair & Maint- Vehicles	-	100	130	130	130
	Account Classification Total: EX15 - Current Oblig. & Services	29,136	3,800	3,830	3,830	3,830
EX20 - Fixed Chgs. & Other Serv.						
430.000	Rental of Equipment	6,748	6,987	6,740	6,740	6,740
451.000	Cyber Insurance Cost	25	25	26	26	26
454.000	Insurance Coverage Costs	327	345	345	344	344
491.000	Dues and Subscriptions	1,011	1,000	1,000	1,000	1,000
	Account Classification Total: EX20 - Fixed Chgs. & Other Serv.	8,110	8,357	8,111	8,110	8,110
EX30 - Contracts, Grants, Etc.						
699.000	Oth.Contracts,Grants,Subs	198,235	220,000	230,041	230,000	230,000
	Account Classification Total: EX30 - Contracts, Grants, Etc.	198,235	220,000	230,041	230,000	230,000
	Department Total: 4950 - Cooperative Extension Ser	269,682	263,067	272,682	265,640	265,640
	Total Expense Economic and Physical Devlopment	1,849,982	1,715,171	1,755,342	1,691,066	1,691,066

STANLY COUNTY
NORTH CAROLINA
Water. Air. Land. Success.

THIS PAGE LEFT INTENTIONALLY BLANK

STANLY COUNTY
HUMAN SERVICES SUMMARY EXPENSES BY FUNCTION
ADOPTED BUDGET FOR FISCAL YEAR 2021

Description	2019 Actual Expenses	2020 Original Budget	2021 Department Requested	2021 Manager Recommended	2021 Commission Adopted
Health & Human Services	$ 5,424	$ 6,339	$ 6,339	$ 6,339	$ 6,339
General Health	2,710,591	2,783,385	3,057,203	3,029,321	3,029,321
Home Health	1,674,184	1,548,522	1,470,121	1,466,394	1,466,394
HRSA Grant	-	-	329,382	329,318	329,318
Dental Health	1,168,903	1,354,177	1,427,585	1,425,725	1,425,725
Environment Health	445,471	482,121	531,040	506,462	506,462
Piedmont Mental Health	209,294	205,160	209,160	209,160	209,160
Social Services	6,653,436	7,747,215	8,135,381	7,534,017	7,534,017
Social Services Funds	765,099	1,053,800	1,016,032	1,006,932	1,006,932
Aging Services	953,503	1,013,099	1,031,861	1,028,841	1,028,841
Senior Services	525,073	530,738	537,122	525,362	525,362
Veteran's Officer	79,436	83,886	88,196	87,545	87,545
Total Human Sevices	15,190,415	16,808,442	17,839,422	17,155,416	17,155,416

Account Number	Account Description	2019 Actual Amount	2020 Adopted Budget	2021 Department Head Requested	2021 Manager Recomended	2021 Commissioner Adopted
Fund: 110 - General Fund						
Department: 5100 - Health & Human Service						
EX05 - Personal Services						
170.000	Board Member Expenses	4,050	5,000	5,000	5,000	5,000
181.000	FICA/Medicare Tax	305	579	579	579	579
	Account Classification Total: EX05 - Personal Services	4,355	5,579	5,579	5,579	5,579
EX10 - Supplies And Materials						
220.000	Food And Provisions	487	400	400	400	400
260.000	Office Supplies	282	360	360	360	360
	Account Classification Total: EX10 - Supplies And Materials	769	760	760	760	760
EX20 - Fixed Chgs. & Other Serv.						
491.000	Dues and Subscriptions	300	-	-	-	-
	Account Classification Total: EX20 - Fixed Chgs. & Other Serv.	300	-	-	-	-
	Department Total: 5100 - Health & Human Service	5,424	6,339	6,339	6,339	6,339

Account Number	Account Description	2019 Actual Amount	2020 Adopted Budget	2021 Department Head Requested	2021 Manager Recomended	2021 Commissioner Adopted
Fund: 110 - General Fund						
Department: 5110 - General Health						
EX05 - Personal Services						
121.000	Salaries & Wages-Regular	1,492,938	1,575,697	1,634,497	1,634,497	1,634,497
121.500	Salaries & Wages-Time Off Paid	3,081	-	-	-	-
122.000	Salaries & Wages-Overtime	9,174	-	-	-	-
126.000	Salaries & Wages-Pt/Temp.	13,107	11,275	11,220	11,220	11,220
127.000	Cell Phone Stipends	3,760	3,600	4,272	4,272	4,272
181.000	FICA/Medicare Tax	109,268	121,730	126,212	126,212	126,212
182.000	Retirement Expense	118,617	141,025	165,894	165,894	165,894
183.000	Health/Dental Insurance	326,039	373,501	407,103	387,743	387,743
185.000	Unemployment Compensation	2,246	6,391	6,605	6,605	6,605
186.000	Workers Compensation	5,706	5,367	5,637	5,303	5,303
189.000	Other Fringe Benefits	1,497	882	1,176	1,176	1,176
190.000	Professional Services	379,788	325,000	351,183	351,183	351,183
190.300	Community Linkages to Care for Overdose Prevention and Response	-	-	99,618	99,618	99,618
	Account Classification Total: EX05 - Personal Services	2,465,220	2,564,468	2,813,417	2,793,723	2,793,723
EX10 - Supplies And Materials						
212.000	Uniforms	1,934	2,000	2,500	2,500	2,500
220.000	Food And Provisions	2,141	2,250	4,659	4,659	4,659
230.000	Education Materials/Medical Supplies	32,317	31,000	35,650	35,650	35,650
238.000	Medical Supplies/Drugs	51,749	51,000	51,000	51,000	51,000
251.000	Motor Fuel	883	1,200	1,200	1,200	1,200
260.000	Office Supplies	8,323	6,000	8,253	8,253	8,253
261.000	Departmental Supplies	12,229	8,600	8,760	8,760	8,760
291.000	Data Processing Supplies	23,119	17,448	7,170	7,170	7,170
299.000	Miscellaneous Supplies	324	500	7,565	7,565	7,565
299.100	Misc Farmers Vendors	789	1,200	1,200	1,200	1,200
	Account Classification Total: EX10 - Supplies And Materials	133,808	121,198	127,957	127,957	127,957
EX15 - Current Oblig. & Services						
311.000	Travel P.O.V.	3,128	2,750	4,872	4,872	4,872
312.000	Training	10,260	8,000	13,300	11,300	11,300
321.000	Telephone Service	9,724	9,500	11,025	11,025	11,025
325.000	Postage	5,712	4,154	4,583	4,583	4,583
331.000	Electricity Expense	3,887	4,500	4,500	4,500	4,500
339.000	Other Utilities Expense	177	300	360	360	360
341.000	Printing Expense for Grants	-	-	360	360	360
351.000	Rep&Maint-Bldg & Grounds	6,972	1,500	1,200	1,200	1,200
352.000	Rep & Maint - Equipment	1,709	1,200	1,200	1,200	1,200
353.000	Repair & Maint- Vehicles	6,853	1,200	1,200	1,200	1,200
370.000	Advertising Expense	125	200	200	200	200
394.000	Cleaning Services	15,960	16,000	16,000	16,000	16,000
	Account Classification Total: EX15 - Current Oblig. & Services	64,507	49,304	58,800	56,800	56,800
EX20 - Fixed Chgs. & Other Serv.						
419.100	Vehicle Lease	2,634	5,352	4,646	4,646	4,646
430.000	Rental of Equipment	3,031	3,000	3,000	3,000	3,000
440.000	Service & Maint Contract	17,574	24,070	25,260	25,260	25,260
451.000	Cyber Insurance Cost	835	873	908	908	908
452.000	Vehicle Insurance	1,375	1,416	1,487	1,613	1,613
453.000	Bonds and Other Insurance	2,829	3,152	4,108	4,108	4,108
454.000	Insurance Coverage Costs	7,421	7,817	8,208	8,171	8,171
491.000	Dues and Subscriptions	4,446	2,735	3,135	3,135	3,135
	Account Classification Total: EX20 - Fixed Chgs. & Other Serv.	40,144	48,415	50,752	50,841	50,841
EX25 - Capital Outlay						
530.000	Medical Equipment	6,911	-	6,277	-	-
	Account Classification Total: EX25 - Capital Outlay	6,911	-	6,277	-	-
	Department Total: 5110 - General Health	2,710,591	2,783,385	3,057,203	3,029,321	3,029,321

Account Number	Account Description	2019 Actual Amount	2020 Adopted Budget	2021 Department Head Requested	2021 Manager Recomended	2021 Commissioner Adopted
Fund: 110 - General Fund						
Department: 5138 - Home Health						
EX05 - Personal Services						
121.000	Salaries & Wages-Regular	418,951	453,775	253,818	253,818	253,818
121.500	Salaries & Wages-Time Off Paid	1,381	-	-	-	-
122.000	Salaries & Wages-Overtime	1,707	-	-	-	-
123.000	Salaries & Wages-On Call	16,832	19,500	19,500	19,500	19,500
126.000	Salaries & Wages-Pt/Temp.	40,732	20,900	21,318	21,318	21,318
127.000	Cell Phone Stipends	2,300	2,520	1,440	1,440	1,440
181.000	FICA/Medicare Tax	35,715	37,370	21,456	21,456	21,456
182.000	Retirement Expense	34,570	40,613	25,763	25,763	25,763
183.000	Health/Dental Insurance	88,822	102,544	67,290	64,090	64,090
185.000	Unemployment Compensation	716	1,912	1,279	1,279	1,279
186.000	Workers Compensation	9,331	8,777	9,216	8,670	8,670
189.000	Other Fringe Benefits	-	294	-	-	-
190.000	Professional Services	882,324	703,839	928,839	928,839	928,839
	Account Classification Total: EX05 - Personal Services	1,533,381	1,392,044	1,349,919	1,346,173	1,346,173
EX10 - Supplies And Materials						
212.000	Uniforms	750	2,200	500	500	500
220.000	Food And Provisions	255	400	400	400	400
230.000	Education Materials/Medical Supplies	34,799	42,000	25,000	25,000	25,000
238.000	Medical Supplies/Drugs	121	200	200	200	200
251.000	Motor Fuel	1,873	2,400	1,800	1,800	1,800
260.000	Office Supplies	2,031	2,300	1,800	1,800	1,800
261.000	Departmental Supplies	44	500	500	500	500
291.000	Data Processing Supplies	1,819	1,900	400	400	400
299.000	Miscellaneous Supplies	-	100	100	100	100
	Account Classification Total: EX10 - Supplies And Materials	41,692	52,000	30,700	30,700	30,700
EX15 - Current Oblig. & Services						
311.000	Travel P.O.V.	23,468	25,000	10,000	10,000	10,000
312.000	Training	1,052	2,500	500	500	500
321.000	Telephone Service	1,313	1,400	1,400	1,400	1,400
325.000	Postage	374	650	650	650	650
331.000	Electricity Expense	13,755	14,500	14,500	14,500	14,500
333.000	Natural Gas Expense	2,881	4,000	4,000	4,000	4,000
334.000	Water & Sewer Expense	1,021	1,100	1,100	1,100	1,100
339.000	Other Utilities Expense	177	250	250	250	250
351.000	Rep&Maint-Bldg & Grounds	1,000	-	-	-	-
352.000	Rep & Maint - Equipment	-	300	300	300	300
353.000	Repair & Maint- Vehicles	1,347	1,000	1,000	1,000	1,000
370.000	Advertising Expense	1,486	2,800	2,800	2,800	2,800
	Account Classification Total: EX15 - Current Oblig. & Services	47,872	53,500	36,500	36,500	36,500
EX20 - Fixed Chgs. & Other Serv.						
430.000	Rental of Equipment	2,840	2,700	2,700	2,700	2,700
440.000	Service & Maint Contract	32,312	31,693	31,600	31,600	31,600
451.000	Cyber Insurance Cost	196	206	214	214	214
452.000	Vehicle Insurance	412	425	447	485	485
453.000	Bonds and Other Insurance	6,430	7,144	9,584	9,584	9,584
454.000	Insurance Coverage Costs	3,736	3,935	4,132	4,113	4,113
491.000	Dues and Subscriptions	5,314	4,875	4,325	4,325	4,325
	Account Classification Total: EX20 - Fixed Chgs. & Other Serv.	51,240	50,978	53,002	53,021	53,021
	Department Total: 5138 - Home Health	1,674,184	1,548,522	1,470,121	1,466,394	1,466,394

Account Number	Account Description	2019 Actual Amount	2020 Adopted Budget	2021 Department Head Requested	2021 Manager Recomended	2021 Commissioner Adopted
Fund: 110 - General Fund						
Department: 5157 - HRSA Grant						
EX05 - Personal Services						
121.000	Salaries & Wages-Regular	-	-	5,058	5,058	5,058
181.000	FICA/Medicare Tax	-	-	2,754	2,754	2,754
182.000	Retirement Expense	-	-	513	513	513
183.000	Health/Dental Insurance	-	-	1,345	1,281	1,281
190.000	Professional Services	-	-	112,500	112,500	112,500
199.000	Oth. Professionl Services	-	-	3,850	3,850	3,850
	Account Classification Total: EX05 - Personal Services	-	-	126,020	125,956	125,956
EX10 - Supplies And Materials						
220.000	Food And Provisions	-	-	1,200	1,200	1,200
230.000	Education Materials/Medical Supplies	-	-	174,507	174,507	174,507
251.000	Motor Fuel	-	-	7,746	7,746	7,746
291.000	Data Processing Supplies	-	-	1,251	1,251	1,251
	Account Classification Total: EX10 - Supplies And Materials	-	-	184,704	184,704	184,704
EX15 - Current Oblig. & Services						
311.000	Travel P.O.V.	-	-	5,832	5,832	5,832
312.000	Training	-	-	2,340	2,340	2,340
370.000	Advertising Expense	-	-	10,486	10,486	10,486
	Account Classification Total: EX15 - Current Oblig. & Services	-	-	18,658	18,658	18,658
	Department Total: 5157 - HRSA Grant	-	-	329,382	329,318	329,318

Account Number	Account Description	2019 Actual Amount	2020 Adopted Budget	2021 Department Head Requested	2021 Manager Recomended	2021 Commissioner Adopted
Fund: 110 - General Fund						
Department: 5158 - Dental Clinic						
EX05 - Personal Services						
121.000	Salaries & Wages-Regular	611,098	710,437	795,148	778,912	778,912
121.500	Salaries & Wages-Time Off Paid	3,256	-	-	-	-
122.000	Salaries & Wages-Overtime	2,429	-	-	-	-
126.000	Salaries & Wages-Pt/Temp.	85,495	96,854	70,409	70,409	70,409
181.000	FICA/Medicare Tax	47,360	61,758	61,423	64,973	64,973
182.000	Retirement Expense	48,413	63,584	74,349	79,060	79,060
183.000	Health/Dental Insurance	110,144	136,512	143,328	149,318	149,318
185.000	Unemployment Compensation	890	2,971	2,921	2,971	2,971
186.000	Workers Compensation	2,788	2,623	2,757	2,594	2,594
189.000	Other Fringe Benefits	-	576	-	-	-
190.000	Professional Services	17,003	47,127	72,750	72,750	72,750
	Account Classification Total: EX05 - Personal Services	928,876	1,122,442	1,223,085	1,220,987	1,220,987
EX10 - Supplies And Materials						
212.000	Uniforms	1,103	2,000	2,000	2,000	2,000
220.000	Food And Provisions	-	500	500	500	500
230.000	Education Materials/Medical Supplies	92,978	90,000	90,000	90,000	90,000
238.000	Medical Supplies/Drugs	467	1,000	400	400	400
251.000	Motor Fuel	41	400	400	400	400
260.000	Office Supplies	1,281	11,999	5,000	5,000	5,000
261.000	Departmental Supplies	7,648	9,000	9,000	9,000	9,000
291.000	Data Processing Supplies	57,876	8,625	3,000	3,000	3,000
299.000	Miscellaneous Supplies	7,780	8,500	9,000	9,000	9,000
	Account Classification Total: EX10 - Supplies And Materials	169,175	132,024	119,300	119,300	119,300
EX15 - Current Oblig. & Services						
311.000	Travel P.O.V.	38	100	100	100	100
312.000	Training	6,684	12,000	12,000	12,000	12,000
321.000	Telephone Service	325	400	860	860	860
325.000	Postage	97	300	300	300	300
331.000	Electricity Expense	12,260	13,000	13,000	13,000	13,000
333.000	Natural Gas Expense	590	700	700	700	700
334.000	Water & Sewer Expense	503	600	600	600	600
339.000	Other Utilities Expense	177	300	300	300	300
351.000	Rep&Maint-Bldg & Grounds	3,109	2,000	2,000	2,000	2,000
352.000	Rep & Maint - Equipment	5,384	8,500	8,500	8,500	8,500
353.000	Repair & Maint- Vehicles	49	1,000	1,000	1,000	1,000
370.000	Advertising Expense	275	1,500	2,000	2,000	2,000
	Account Classification Total: EX15 - Current Oblig. & Services	29,491	40,400	41,360	41,360	41,360
EX20 - Fixed Chgs. & Other Serv.						
430.000	Rental of Equipment	2,889	3,000	3,500	3,500	3,500
440.000	Service & Maint Contract	8,670	8,750	16,490	16,490	16,490
451.000	Cyber Insurance Cost	221	231	241	241	241
452.000	Vehicle Insurance	2,753	2,837	2,979	3,231	3,231
453.000	Bonds and Other Insurance	6,301	6,829	7,171	7,171	7,171
454.000	Insurance Coverage Costs	2,752	2,899	3,044	3,030	3,030
491.000	Dues and Subscriptions	8,241	9,765	10,415	10,415	10,415
	Account Classification Total: EX20 - Fixed Chgs. & Other Serv.	31,827	34,311	43,840	44,078	44,078
EX25 - Capital Outlay						
522.000	Data Processing Software	-	25,000	-	-	-
530.000	Medical Equipment	9,534	-	-	-	-
	Account Classification Total: EX25 - Capital Outlay	9,534	25,000	-	-	-
	Department Total: 5158 - Dental Clinic	1,168,903	1,354,177	1,427,585	1,425,725	1,425,725

Account Number	Account Description	2019 Actual Amount	2020 Adopted Budget	2021 Department Head Requested	2021 Manager Recomended	2021 Commissioner Adopted
Fund: 110 - General Fund						
Department: 5180 - Environment Health						
EX05 - Personal Services						
121.000	Salaries & Wages-Regular	269,090	283,375	293,445	293,445	293,445
121.500	Salaries & Wages-Time Off Paid	1,011	-	-	-	-
122.000	Salaries & Wages-Overtime	1,656	-	-	-	-
127.000	Cell Phone Stipends	2,150	2,280	2,280	2,280	2,280
181.000	FICA/Medicare Tax	19,122	21,853	22,623	22,623	22,623
182.000	Retirement Expense	21,429	25,362	29,785	29,785	29,785
183.000	Health/Dental Insurance	56,627	64,090	67,290	64,090	64,090
185.000	Unemployment Compensation	360	1,070	1,070	1,070	1,070
186.000	Workers Compensation	10,687	10,053	10,556	9,931	9,931
189.000	Other Fringe Benefits	415	600	294	294	294
190.000	Professional Services	40	50	40	40	40
	Account Classification Total: EX05 - Personal Services	382,587	408,733	427,383	423,558	423,558
EX10 - Supplies And Materials						
212.000	Uniforms	708	1,500	1,500	1,500	1,500
251.000	Motor Fuel	3,308	3,600	3,600	3,600	3,600
260.000	Office Supplies	1,123	1,500	1,500	1,500	1,500
261.000	Departmental Supplies	13,066	15,000	15,000	15,000	15,000
291.000	Data Processing Supplies	3,328	1,550	1,550	1,550	1,550
	Account Classification Total: EX10 - Supplies And Materials	21,533	23,150	23,150	23,150	23,150
EX15 - Current Oblig. & Services						
312.000	Training	2,990	3,500	3,500	3,500	3,500
321.000	Telephone Service	2,737	3,100	3,100	3,100	3,100
325.000	Postage	1,609	1,600	1,600	1,600	1,600
353.000	Repair & Maint- Vehicles	1,756	2,500	2,500	2,500	2,500
370.000	Advertising Expense	-	200	200	200	200
	Account Classification Total: EX15 - Current Oblig. & Services	9,092	10,900	10,900	10,900	10,900
EX20 - Fixed Chgs. & Other Serv.						
419.100	Vehicle Lease	3,570	11,500	13,511	19,007	19,007
430.000	Rental of Equipment	931	950	-	-	-
440.000	Service & Maint Contract	17,568	17,690	18,000	18,000	18,000
451.000	Cyber Insurance Cost	123	129	134	134	134
452.000	Vehicle Insurance	2,389	2,462	2,586	2,804	2,804
454.000	Insurance Coverage Costs	1,715	1,807	1,898	1,889	1,889
491.000	Dues and Subscriptions	250	300	300	300	300
	Account Classification Total: EX20 - Fixed Chgs. & Other Serv.	26,546	34,838	36,429	42,134	42,134
EX25 - Capital Outlay						
520.000	Data Processing Equip	5,713	4,500	6,720	6,720	6,720
540.000	Motor Vehicles	-	-	26,458	-	-
	Account Classification Total: EX25 - Capital Outlay	5,713	4,500	33,178	6,720	6,720
	Department Total: 5180 - Environment Health	445,471	482,121	531,040	506,462	506,462

Account Number	Account Description	2019 Actual Amount	2020 Adopted Budget	2021 Department Head Requested	2021 Manager Recomended	2021 Commissioner Adopted
Fund: 110 - General Fund						
Department: 5210 - Pied. Area Mental Health						
EX30 - Contracts, Grants, Etc.						
630.050	5 Cents Bottle Tax	19,134	15,000	19,000	19,000	19,000
693.000	Coop.Agreement W/Oth.Govt	190,160	190,160	190,160	190,160	190,160
	Account Classification Total: EX30 - Contracts, Grants, Etc.	209,294	205,160	209,160	209,160	209,160
	Department Total: 5210 - Pied. Area Mental Health	209,294	205,160	209,160	209,160	209,160

STANLY COUNTY
NORTH CAROLINA
Water. Air. Land. Success.

THIS PAGE LEFT INTENTIONALLY BLANK

Account Number	Account Description	2019 Actual Amount	2020 Adopted Budget	2021 Department Head Requested	2021 Manager Recomended	2021 Commissioner Adopted
Fund: 110 - General Fund						
Department: 5300 - Dept of Social Services						
Sub-Department: 5310 - Social Services Admin.						
EX05 - Personal Services						
121.000	Salaries & Wages-Regular	3,806,120	4,278,254	4,445,343	4,313,189	4,313,189
121.500	Salaries & Wages-Time Off Paid	34,854	-	35,000	-	-
122.000	Salaries & Wages-Overtime	18,522	-	-	-	-
123.000	Salaries & Wages-On Call	38,691	33,350	35,238	35,238	35,238
126.000	Salaries & Wages-Pt/Temp.	52,552	50,000	61,087	61,087	61,087
127.000	Cell Phone Stipends	10,397	12,548	12,576	12,576	12,576
181.000	FICA/Medicare Tax	282,357	334,387	338,510	338,510	338,510
182.000	Retirement Expense	308,838	388,563	444,760	444,760	444,760
183.000	Health/Dental Insurance	965,361	1,173,275	1,238,164	1,179,284	1,179,284
185.000	Unemployment Compensation	6,740	20,644	20,038	20,038	20,038
186.000	Workers Compensation	57,137	53,744	56,432	53,092	53,092
189.000	Other Fringe Benefits	1,898	2,880	882	882	882
190.000	Professional Services	135,871	145,000	223,770	150,000	150,000
	Account Classification Total: EX05 - Personal Services	5,719,338	6,492,645	6,911,800	6,608,656	6,608,656
EX10 - Supplies And Materials						
220.000	Food And Provisions	743	1,000	1,000	1,000	1,000
251.000	Motor Fuel	5,508	6,000	6,000	6,000	6,000
260.000	Office Supplies	36,977	47,515	48,181	48,181	48,181
291.000	Data Processing Supplies	37,514	44,469	25,270	25,270	25,270
	Account Classification Total: EX10 - Supplies And Materials	80,743	98,984	80,451	80,451	80,451
EX15 - Current Oblig. & Services						
311.000	Travel P.O.V.	11,594	13,000	12,000	12,000	12,000
312.000	Training	8,591	16,500	13,500	13,500	13,500
321.000	Telephone Service	27,410	29,200	29,200	29,200	29,200
325.000	Postage	25,591	31,500	31,500	31,500	31,500
331.000	Electricity Expense	27,767	31,000	31,000	31,000	31,000
333.000	Natural Gas Expense	3,223	4,000	4,000	4,000	4,000
334.000	Water & Sewer Expense	1,415	1,500	1,500	1,500	1,500
351.000	Rep&Maint-Bldg & Grounds	13,528	8,000	10,000	1,500	1,500
352.000	Rep & Maint - Equipment	-	750	750	750	750
353.000	Repair & Maint- Vehicles	3,786	4,000	4,000	4,000	4,000
370.000	Advertising Expense	280	500	500	500	500
394.000	Cleaning Services	15,224	16,000	13,198	13,198	13,198
399.000	Other Services	1,500	1,600	1,600	1,600	1,600
	Account Classification Total: EX15 - Current Oblig. & Services	139,908	157,550	152,748	144,248	144,248
EX20 - Fixed Chgs. & Other Serv.						
419.000	Other Rentals	98	96	224	224	224
419.100	Vehicle Lease	8,999	17,500	17,500	17,500	17,500
430.000	Rental of Equipment	31,187	33,173	34,148	34,148	34,148
440.000	Service & Maint Contract	53,786	69,965	58,137	58,137	58,137
451.000	Cyber Insurance Cost	2,160	2,256	2,403	2,403	2,403
452.000	Vehicle Insurance	1,922	1,981	2,081	2,257	2,257
454.000	Insurance Coverage Costs	15,963	16,815	17,656	17,576	17,576
491.000	Dues and Subscriptions	8,582	7,500	9,101	9,101	9,101
	Account Classification Total: EX20 - Fixed Chgs. & Other Serv.	122,697	149,286	141,250	141,346	141,346
EX25 - Capital Outlay						
540.000	Motor Vehicles	-	-	26,458	-	-
	Account Classification Total: EX25 - Capital Outlay	-	-	26,458	-	-
EX30 - Contracts, Grants, Etc.						
699.000	Oth.Contracts,Grants,Subs	27,999	28,000	28,000	28,000	28,000
699.004	Work First Program Expen	4,194	7,500	7,500	7,500	7,500
699.005	Day Care Resident Service	1,816	307,830	263,358	-	-
699.006	Cap Medicaid	56,379	66,000	66,000	66,000	66,000
699.007	Crisis Intervention	231,963	217,958	227,121	227,121	227,121
699.013	LIEAP Program	267,800	217,958	227,121	227,121	227,121
699.450	CP&L Funds	599	3,504	3,574	3,574	3,574
	Account Classification Total: EX30 - Contracts, Grants, Etc.	590,751	848,750	822,674	559,316	559,316
	Sub-Department Total: 5310 - Social Services Admin.	6,653,436	7,747,215	8,135,381	7,534,017	7,534,017

Account Number	Account Description	2019 Actual Amount	2020 Adopted Budget	2021 Department Head Requested	2021 Manager Recomended	2021 Commissioner Adopted
Fund: 110 - General Fund						
Department: 5300 - Dept of Social Services						
Sub-Department: 5390 - Social Services Funds						
EX15 - Current Oblig. & Services						
313.200	Trans.-Title XIX Medicaid	26,898	65,000	55,000	55,000	55,000
	Account Classification Total: EX15 - Current Oblig. & Services	26,898	65,000	55,000	55,000	55,000
EX30 - Contracts, Grants, Etc.						
661.000	Adoption Assist Ias/Nas	93,270	119,113	112,129	112,129	112,129
666.000	State Foster Care	40,270	140,000	140,000	140,000	140,000
670.000	IV E Foster Care	185,228	230,000	230,000	230,000	230,000
699.000	Oth.Contracts,Grants,Subs	3,907	3,981	3,898	3,898	3,898
699.001	TANF/Special Assistance	375,987	460,000	430,000	430,000	430,000
699.002	County General Assist	2,738	5,500	5,500	5,500	5,500
699.003	Foster Care-All County	11,912	15,000	24,100	15,000	15,000
699.010	LINKS	16,080	15,206	15,405	15,405	15,405
699.011	Spec Needs Adoption Funds	8,809	-	-	-	-
	Account Classification Total: EX30 - Contracts, Grants, Etc.	738,201	988,800	961,032	951,932	951,932
	Sub-Department Total: 5390 - Social Services Funds	765,099	1,053,800	1,016,032	1,006,932	1,006,932
	Department Total: 5300 - Dept of Social Services	7,418,535	8,801,015	9,151,413	8,540,949	8,540,949

Account Number	Account Description	2019 Actual Amount	2020 Adopted Budget	2021 Department Head Requested	2021 Manager Recomended	2021 Commissioner Adopted
Fund: 110 - General Fund						
Department: 5380 - Aging Services						
Sub-Department: 5382 - In-Home Services						
EX05 - Personal Services						
121.000	Salaries & Wages-Regular	69,341	72,409	67,522	67,522	67,522
127.000	Cell Phone Stipends	720	720	720	720	720
181.000	FICA/Medicare Tax	5,332	5,594	5,220	5,220	5,220
182.000	Retirement Expense	5,468	6,481	6,853	6,853	6,853
183.000	Health/Dental Insurance	23,609	25,636	26,916	25,636	25,636
185.000	Unemployment Compensation	222	428	428	428	428
186.000	Workers Compensation	1,028	968	1,017	957	957
189.000	Other Fringe Benefits	288	298	294	294	294
	Account Classification Total: EX05 - Personal Services	106,008	112,534	108,970	107,630	107,630
EX10 - Supplies And Materials						
220.000	Food And Provisions	9	-	-	-	-
251.000	Motor Fuel	352	500	500	500	500
260.000	Office Supplies	1,128	900	1,200	900	900
	Account Classification Total: EX10 - Supplies And Materials	1,489	1,400	1,700	1,400	1,400
EX15 - Current Oblig. & Services						
311.000	Travel P.O.V.	2,642	3,000	3,000	3,000	3,000
312.000	Training	90	200	250	200	200
325.000	Postage	143	150	250	200	200
353.000	Repair & Maint- Vehicles	306	1,000	500	500	500
370.000	Advertising Expense	-	150	250	250	250
	Account Classification Total: EX15 - Current Oblig. & Services	3,182	4,500	4,250	4,150	4,150
EX20 - Fixed Chgs. & Other Serv.						
440.000	Service & Maint Contract	288,314	295,000	305,325	305,325	305,325
451.000	Cyber Insurance Cost	49	100	105	105	105
452.000	Vehicle Insurance	257	265	279	302	302
454.000	Insurance Coverage Costs	642	677	711	708	708
	Account Classification Total: EX20 - Fixed Chgs. & Other Serv.	289,262	296,042	306,420	306,440	306,440
	Sub-Department Total: 5382 - In-Home Services	399,941	414,476	421,340	419,620	419,620

Account Number	Account Description	2019 Actual Amount	2020 Adopted Budget	2021 Department Head Requested	2021 Manager Recomended	2021 Commissioner Adopted
Fund: 110 - General Fund						
Department: 5380 - Aging Services						
Sub-Department: 5383 - Nutrition						
EX05 - Personal Services						
121.000	Salaries & Wages-Regular	38,616	39,487	41,454	41,454	41,454
126.000	Salaries & Wages-Pt/Temp.	70,882	66,074	66,651	66,651	66,651
127.000	Cell Phone Stipends	360	360	360	360	360
181.000	FICA/Medicare Tax	8,321	8,103	8,298	8,298	8,298
182.000	Retirement Expense	4,770	5,686	6,861	6,861	6,861
183.000	Health/Dental Insurance	11,805	12,818	13,458	12,818	12,818
185.000	Unemployment Compensation	285	848	846	846	846
186.000	Workers Compensation	145	137	144	135	135
189.000	Other Fringe Benefits	120	298	-	-	-
190.000	Professional Services	40	-	-	-	-
	Account Classification Total: EX05 - Personal Services	135,344	133,811	138,072	137,423	137,423
EX10 - Supplies And Materials						
260.000	Office Supplies	6,447	1,650	1,652	1,652	1,652
261.000	Departmental Supplies	-	-	1,950	1,950	1,950
	Account Classification Total: EX10 - Supplies And Materials	6,447	1,650	3,602	3,602	3,602
EX15 - Current Oblig. & Services						
311.000	Travel P.O.V.	2,470	2,300	2,300	2,300	2,300
312.000	Training	164	450	450	450	450
325.000	Postage	99	100	100	100	100
370.000	Advertising Expense	128	250	130	130	130
	Account Classification Total: EX15 - Current Oblig. & Services	2,861	3,100	2,980	2,980	2,980
EX20 - Fixed Chgs. & Other Serv.						
440.000	Service & Maint Contract	203,315	238,100	240,095	240,095	240,095
451.000	Cyber Insurance Cost	221	180	189	189	189
491.000	Dues and Subscriptions	-	175	175	175	175
	Account Classification Total: EX20 - Fixed Chgs. & Other Serv.	203,536	238,455	240,459	240,459	240,459
	Sub-Department Total: 5383 - Nutrition	348,188	377,016	385,113	384,464	384,464

Account Number	Account Description	2019 Actual Amount	2020 Adopted Budget	2021 Department Head Requested	2021 Manager Recomended	2021 Commissioner Adopted
Fund: 110 - General Fund						
Department: 5380 - Aging Services						
Sub-Department: 5384 - I&A/Transportation						
EX05 - Personal Services						
121.000	Salaries & Wages-Regular	44,458	46,633	48,942	48,942	48,942
127.000	Cell Phone Stipends	360	360	360	360	360
181.000	FICA/Medicare Tax	3,429	3,567	3,772	3,772	3,772
182.000	Retirement Expense	3,506	4,174	4,968	4,968	4,968
183.000	Health/Dental Insurance	11,777	12,818	13,458	12,818	12,818
185.000	Unemployment Compensation	72	214	214	214	214
186.000	Workers Compensation	182	172	181	170	170
189.000	Other Fringe Benefits	48	-	-	-	-
	Account Classification Total: EX05 - Personal Services	63,832	67,938	71,895	71,244	71,244
EX10 - Supplies And Materials						
260.000	Office Supplies	6	150	150	150	150
	Account Classification Total: EX10 - Supplies And Materials	6	150	150	150	150
EX15 - Current Oblig. & Services						
311.000	Travel P.O.V.	32	250	250	250	250
312.000	Training	52	240	240	240	240
325.000	Postage	233	240	240	240	240
359.000	Repair & Maint-Other	-	750	750	750	750
370.000	Advertising Expense	175	261	280	280	280
	Account Classification Total: EX15 - Current Oblig. & Services	492	1,741	1,760	1,760	1,760
EX20 - Fixed Chgs. & Other Serv.						
440.000	Service & Maint Contract	120,510	126,451	126,451	126,451	126,451
451.000	Cyber Insurance Cost	25	25	27	27	27
	Account Classification Total: EX20 - Fixed Chgs. & Other Serv.	120,535	126,476	126,478	126,478	126,478
	Sub-Department Total: 5384 - I&A/Transportation	184,865	196,305	200,283	199,632	199,632

Account Number	Account Description	2019 Actual Amount	2020 Adopted Budget	2021 Department Head Requested	2021 Manager Recomended	2021 Commissioner Adopted
Fund: 110 - General Fund						
Department: 5380 - Aging Services						
Sub-Department: 5385 - Family Caregiver Support						
EX10 - Supplies And Materials						
220.000	Food And Provisions	745	1,000	1,100	1,100	1,100
238.000	Medical Supplies/Drugs	3,611	3,600	3,600	3,600	3,600
260.000	Office Supplies	1,117	1,000	1,250	1,250	1,250
	Account Classification Total: EX10 - Supplies And Materials	5,473	5,600	5,950	5,950	5,950
EX15 - Current Oblig. & Services						
312.000	Training	35	100	100	100	100
325.000	Postage	198	200	103	103	103
	Account Classification Total: EX15 - Current Oblig. & Services	233	300	203	203	203
EX20 - Fixed Chgs. & Other Serv.						
440.000	Service & Maint Contract	14,803	19,402	18,972	18,972	18,972
	Account Classification Total: EX20 - Fixed Chgs. & Other Serv.	14,803	19,402	18,972	18,972	18,972
	Sub-Department Total: 5385 - Family Caregiver Support	20,509	25,302	25,125	25,125	25,125
	Department Total: 5380 - Aging Services	953,503	1,013,099	1,031,861	1,028,841	1,028,841

Account Number	Account Description	2019 Actual Amount	2020 Adopted Budget	2021 Department Head Requested	2021 Manager Recomended	2021 Commissioner Adopted
Fund: 110 - General Fund						
Department: 5381 - Senior Services						
EX05 - Personal Services						
121.000	Salaries & Wages-Regular	178,903	184,230	191,379	191,379	191,379
126.000	Salaries & Wages-Pt/Temp.	4,080	8,866	8,823	8,823	8,823
127.000	Cell Phone Stipends	658	720	720	720	720
170.000	Board Member Expenses	320	400	400	400	400
181.000	FICA/Medicare Tax	12,968	14,827	15,371	15,371	15,371
182.000	Retirement Expense	14,107	16,489	19,425	19,425	19,425
183.000	Health/Dental Insurance	47,109	51,272	53,832	51,272	51,272
185.000	Unemployment Compensation	318	943	943	943	943
186.000	Workers Compensation	577	543	571	537	537
190.000	Professional Services	46,790	73,000	65,994	65,994	65,994
199.000	Oth. Professionl Services	1,100	-	-	-	-
	Account Classification Total: EX05 - Personal Services	306,929	351,290	357,458	354,864	354,864
EX10 - Supplies And Materials						
211.000	Janitorial Supplies	1,200	1,200	1,200	1,200	1,200
220.000	Food And Provisions	2,811	4,500	4,500	4,500	4,500
260.000	Office Supplies	12,998	10,790	8,300	8,300	8,300
261.000	Departmental Supplies	-	2,500	-	-	-
291.000	Data Processing Supplies	566	3,560	1,372	1,372	1,372
298.400	SHIPP Grant Expense	1,403	1,875	5,500	5,500	5,500
	Account Classification Total: EX10 - Supplies And Materials	18,977	24,425	20,872	20,872	20,872
EX15 - Current Oblig. & Services						
311.000	Travel P.O.V.	549	600	600	600	600
312.000	Training	477	800	700	700	700
313.100	Museum & Senior Trip	108,048	80,000	75,000	75,000	75,000
321.000	Telephone Service	5,895	5,805	5,500	5,500	5,500
325.000	Postage	1,175	1,150	1,350	1,350	1,350
331.000	Electricity Expense	13,253	17,670	16,000	16,000	16,000
333.000	Natural Gas Expense	1,706	2,000	2,000	2,000	2,000
334.000	Water & Sewer Expense	728	960	750	750	750
339.000	Other Utilities Expense	2,709	2,729	1,600	1,600	1,600
341.000	Printing Expense for Grants	465	2,790	2,790	2,790	2,790
351.000	Rep&Maint-Bldg & Grounds	36,913	9,526	23,656	14,500	14,500
370.000	Advertising Expense	-	164	-	-	-
394.000	Cleaning Services	4,080	5,040	4,800	4,800	4,800
	Account Classification Total: EX15 - Current Oblig. & Services	175,998	129,234	134,746	125,590	125,590
EX20 - Fixed Chgs. & Other Serv.						
430.000	Rental of Equipment	3,410	3,500	3,500	3,500	3,500
440.100	Service Maint Contracts Software	2,912	5,272	3,128	3,128	3,128
451.000	Cyber Insurance Cost	147	151	481	481	481
454.000	Insurance Coverage Costs	1,940	2,044	2,147	2,137	2,137
491.000	Dues and Subscriptions	14,760	14,822	14,790	14,790	14,790
	Account Classification Total: EX20 - Fixed Chgs. & Other Serv.	23,169	25,789	24,046	24,036	24,036
	Department Total: 5381 - Senior Services	525,073	530,738	537,122	525,362	525,362

Account Number	Account Description	2019 Actual Amount	2020 Adopted Budget	2021 Department Head Requested	2021 Manager Recomended	2021 Commissioner Adopted
Fund: 110 - General Fund						
Department: 5820 - Veterans Service Officer						
EX05 - Personal Services						
121.000	Salaries & Wages-Regular	52,346	54,138	56,620	56,620	56,620
181.000	FICA/Medicare Tax	3,525	4,141	4,331	4,331	4,331
182.000	Retirement Expense	4,128	4,845	5,747	5,747	5,747
183.000	Health/Dental Insurance	11,777	12,793	13,458	12,818	12,818
185.000	Unemployment Compensation	72	214	214	214	214
186.000	Workers Compensation	182	172	181	171	171
	Account Classification Total: EX05 - Personal Services	72,031	76,303	80,551	79,901	79,901
EX10 - Supplies And Materials						
260.000	Office Supplies	187	400	450	450	450
261.000	Departmental Supplies	3,232	1,500	1,500	1,500	1,500
291.000	Data Processing Supplies	-	500	500	500	500
	Account Classification Total: EX10 - Supplies And Materials	3,420	2,400	2,450	2,450	2,450
EX15 - Current Oblig. & Services						
311.000	Travel P.O.V.	-	50	50	50	50
312.000	Training	523	1,200	1,200	1,200	1,200
321.000	Telephone Service	195	350	350	350	350
325.000	Postage	20	100	100	100	100
394.000	Cleaning Services	480	480	480	480	480
	Account Classification Total: EX15 - Current Oblig. & Services	1,218	2,180	2,180	2,180	2,180
EX20 - Fixed Chgs. & Other Serv.						
430.000	Rental of Equipment	44	250	250	250	250
451.000	Cyber Insurance Cost	25	27	27	27	27
454.000	Insurance Coverage Costs	219	231	243	242	242
491.000	Dues and Subscriptions	185	200	200	200	200
	Account Classification Total: EX20 - Fixed Chgs. & Other Serv.	473	708	720	719	719
EX30 - Contracts, Grants, Etc.						
699.118	Veterans Relief Fund	2,295	2,295	2,295	2,295	2,295
	Account Classification Total: EX30 - Contracts, Grants, Etc.	2,295	2,295	2,295	2,295	2,295
	Department Total: 5820 - Veterans Service Officer	79,436	83,886	88,196	87,545	87,545
	Total Expense Humans Services	15,190,415	16,808,442	17,839,422	17,155,416	17,155,416

STANLY COUNTY
NORTH CAROLINA
Water. Air. Land. Success.

THIS PAGE LEFT INTENTIONALLY BLANK

STANLY COUNTY
EDUCATION SUMMARY EXPENSES BY FUNCTION
ADOPTED BUDGET FOR FISCAL YEAR 2021

Description	2019 Actual Expenses	2020 Original Budget	2021 Department Requested	2021 Manager Recommended	2021 Commission Adopted
Public Schools	$ 14,648,969	$ 17,275,565	$ 20,542,339	$ 16,198,984	$16,198,984
Community College	1,649,592	2,102,736	2,101,212	2,202,712	2,202,712
Total Education	$ 16,298,562	$ 19,378,301	$ 22,643,551	$ 18,401,696	$18,401,696

Account Number	Account Description	2019 Actual Amount	2020 Adopted Budget	2021 Department Head Requested	2021 Manager Recomended	2021 Commissioner Adopted
Fund: 110 - General Fund						
Department: 5910 - Stanly Co. Public Schools						
EX30 - Contracts, Grants, Etc.						
630.010	Educational Current Exp.	10,436,486	11,436,486	14,785,885	11,608,310	11,608,310
630.014	Teacher Supplement Grant	289,220	314,220	400,000	314,220	314,220
630.030	Educ Capital-Sales Tax	2,555,000	4,175,000	4,025,000	2,945,000	2,945,000
630.032	Article 44 Sales Tax Allocation	500,000	500,000	500,000	500,000	500,000
630.041	School Cap Lottery Prin.	684,211	684,211	684,211	684,211	684,211
630.042	School Cap Lottery Int.	184,053	165,648	147,243	147,243	147,243
	Account Classification Total: EX30 - Contracts, Grants, Etc.	14,648,969	17,275,565	20,542,339	16,198,984	16,198,984
	Department Total: 5910 - Stanly Co. Public Schools	14,648,969	17,275,565	20,542,339	16,198,984	16,198,984

Account Number	Account Description	2019 Actual Amount	2020 Adopted Budget	2021 Department Head Requested	2021 Manager Recomended	2021 Commissioner Adopted
Fund: 110 - General Fund						
Department: 5920 - Stanly Community College						
EX20 - Fixed Chgs. & Other Serv.						
454.000	Insurance Coverage Costs	1,488	1,522	-	1,500	1,500
	Account Classification Total: EX20 - Fixed Chgs. & Other Serv.	1,488	1,522	-	1,500	1,500
EX30 - Contracts, Grants, Etc.						
630.010	Educational Current Exp.	1,258,625	1,758,625	1,758,625	1,358,625	1,358,625
630.020	Educ Capital-County Funds	210,000	160,000	160,000	160,000	160,000
630.034	Trades Facility Architecture Services	-	-	-	500,000	500,000
630.043	PEG Channel Support	26,893	30,000	30,000	30,000	30,000
630.044	SCC Cosmetology Prin.	82,992	84,886	86,719	86,719	86,719
630.045	SCC Cosmetology Interest	41,556	39,664	37,830	37,830	37,830
630.046	SCC Cosmetology Equipment Prin.	23,670	24,177	24,685	24,685	24,685
630.047	SCC Cosmetology Equipment Interest	4,367	3,862	3,353	3,353	3,353
	Account Classification Total: EX30 - Contracts, Grants, Etc.	1,648,104	2,101,214	2,101,212	2,201,212	2,201,212
	Department Total: 5920 - Stanly Community College	1,649,592	2,102,736	2,101,212	2,202,712	2,202,712
	Total Expense Education	16,298,562	19,378,301	22,643,551	18,400,196	18,400,196

STANLY COUNTY
NORTH CAROLINA
Water. Air. Land. Success.

THIS PAGE LEFT INTENTIONALLY BLANK

STANLY COUNTY
CULTURE AND RECREATION SUMMARY EXPENSES BY FUNCTION
ADOPTED BUDGET FOR FISCAL YEAR 2021

Description	2019 Actual Expenses	2020 Original Budget	2021 Department Requested	2021 Manager Recommended	2021 Commission Adopted
Library	$ 1,222,428	$ 1,291,840	$ 1,447,646	$ 1,308,026	$ 1,308,026
Agri Civic Center	434,544	325,889	406,373	348,428	348,428
Total Culture & Recreation	$ 1,656,972	$ 1,617,729	$ 1,854,019	$ 1,656,454	$ 1,656,454

Account Number	Account Description	2019 Actual Amount	2020 Adopted Budget	2021 Department Head Requested	2021 Manager Recomended	2021 Commissioner Adopted
Fund: 110 - General Fund						
Department: 6110 - Stanly County Library						
EX05 - Personal Services						
121.000	Salaries & Wages-Regular	535,424	552,947	570,684	570,684	570,684
121.500	Salaries & Wages-Time Off Paid	22	-	-	-	-
126.000	Salaries & Wages-Pt/Temp.	156,052	161,897	164,360	161,882	161,882
127.000	Cell Phone Stipends	-	360	-	-	-
170.000	Board Member Expenses	358	500	500	500	500
181.000	FICA/Medicare Tax	50,495	54,713	56,230	56,040	56,040
182.000	Retirement Expense	44,303	51,651	60,164	60,164	60,164
183.000	Health/Dental Insurance	141,327	153,816	161,496	153,816	153,816
185.000	Unemployment Compensation	1,385	4,071	4,090	4,066	4,066
186.000	Workers Compensation	3,136	2,951	3,099	2,915	2,915
189.000	Other Fringe Benefits	240	300	294	294	294
190.000	Professional Services	80	-	-	-	-
	Account Classification Total: EX05 - Personal Services	932,821	983,206	1,020,917	1,010,361	1,010,361
EX10 - Supplies And Materials						
211.000	Janitorial Supplies	1,550	1,550	1,550	1,550	1,550
220.000	Food And Provisions	264	600	600	600	600
230.000	Education Materials/Medical Supplies	-	400	-	-	-
230.100	Library Books	88,164	90,000	96,000	83,500	83,500
251.000	Motor Fuel	640	600	600	600	600
260.000	Office Supplies	2,180	2,000	2,000	2,000	2,000
261.000	Departmental Supplies	9,571	16,314	24,884	13,750	13,750
261.300	Archival Supplies	-	100	-	-	-
291.000	Data Processing Supplies	12,785	15,110	16,955	15,875	15,875
	Account Classification Total: EX10 - Supplies And Materials	115,154	126,674	142,589	117,875	117,875
EX15 - Current Oblig. & Services						
311.000	Travel P.O.V.	-	300	300	300	300
312.000	Training	946	1,200	1,550	1,200	1,200
321.000	Telephone Service	12,263	16,000	16,000	13,500	13,500
325.000	Postage	2,381	2,400	2,000	2,000	2,000
331.000	Electricity Expense	34,184	40,000	40,000	37,000	37,000
333.000	Natural Gas Expense	4,665	5,000	5,000	4,000	4,000
334.000	Water & Sewer Expense	4,678	4,000	4,000	3,850	3,850
335.000	Garbage Collection	1,227	1,570	1,800	1,570	1,570
341.000	Printing Expense for Grants	62	-	-	-	-
349.100	Binding/Lamination	-	470	470	350	350
351.000	Rep&Maint-Bldg & Grounds	20,753	13,500	108,510	13,000	13,000
352.000	Rep & Maint - Equipment	-	200	-	-	-
353.000	Repair & Maint- Vehicles	715	400	250	250	250
394.000	Cleaning Services	25,500	24,880	29,000	29,000	29,000
399.000	Other Services	500	500	520	520	520
	Account Classification Total: EX15 - Current Oblig. & Services	107,874	110,420	209,400	106,540	106,540
EX20 - Fixed Chgs. & Other Serv.						
419.000	Other Rentals	4,680	6,000	6,000	6,000	6,000
430.000	Rental of Equipment	5,811	5,000	4,800	4,800	4,800
440.000	Service & Maint Contract	38,524	45,346	47,165	47,165	47,165
451.000	Cyber Insurance Cost	687	735	748	748	748
452.000	Vehicle Insurance	477	491	516	560	560
454.000	Insurance Coverage Costs	8,129	8,563	8,992	7,458	7,458
491.000	Dues and Subscriptions	8,272	5,405	6,519	6,519	6,519
	Account Classification Total: EX20 - Fixed Chgs. & Other Serv.	66,580	71,540	74,740	73,250	73,250
	Department Total: 6110 - Stanly County Library	1,222,428	1,291,840	1,447,646	1,308,026	1,308,026

Account Number	Account Description	2019 Actual Amount	2020 Adopted Budget	2021 Department Head Requested	2021 Manager Recomended	2021 Commissioner Adopted
Fund: 110 - General Fund						
Department: 6160 - Agri Civic Center						
EX05 - Personal Services						
121.000	Salaries & Wages-Regular	76,445	78,915	82,673	82,673	82,673
126.000	Salaries & Wages-Pt/Temp.	47,133	41,000	40,800	40,800	40,800
127.000	Cell Phone Stipends	360	360	360	360	360
181.000	FICA/Medicare Tax	9,164	9,201	9,473	9,473	9,473
182.000	Retirement Expense	6,028	7,063	8,391	8,391	8,391
183.000	Health/Dental Insurance	23,554	25,636	26,916	25,636	25,636
185.000	Unemployment Compensation	269	838	836	836	836
186.000	Workers Compensation	3,739	3,518	3,694	3,475	3,475
189.000	Other Fringe Benefits	245	-	-	-	-
190.000	Professional Services	789	700	700	700	700
	Account Classification Total: EX05 - Personal Services	167,727	167,231	173,843	172,344	172,344
EX10 - Supplies And Materials						
211.000	Janitorial Supplies	4,428	4,500	4,500	4,500	4,500
260.000	Office Supplies	852	1,000	1,000	1,000	1,000
260.100	Concession Supplies	2,802	2,000	2,000	2,000	2,000
261.000	Departmental Supplies	1,743	2,000	2,000	2,000	2,000
291.000	Data Processing Supplies	452	600	650	650	650
	Account Classification Total: EX10 - Supplies And Materials	10,278	10,100	10,150	10,150	10,150
EX15 - Current Oblig. & Services						
311.000	Travel P.O.V.	557	500	500	500	500
321.000	Telephone Service	215	200	200	200	200
325.000	Postage	62	100	100	100	100
331.000	Electricity Expense	48,137	50,000	50,000	50,000	50,000
333.000	Natural Gas Expense	3,908	22,000	22,000	22,000	22,000
334.000	Water & Sewer Expense	5,078	3,500	3,500	3,500	3,500
335.000	Garbage Collection	1,798	2,000	2,000	2,000	2,000
351.000	Rep&Maint-Bldg & Grounds	182,187	55,000	91,948	46,200	46,200
352.000	Rep & Maint - Equipment	3,722	4,000	29,000	29,000	29,000
370.000	Advertising Expense	2,320	2,500	2,500	2,500	2,500
394.000	Cleaning Services	-	1,000	1,000	1,000	1,000
	Account Classification Total: EX15 - Current Oblig. & Services	247,984	140,800	202,748	157,000	157,000
EX20 - Fixed Chgs. & Other Serv.						
440.000	Service & Maint Contract	2,572	1,548	2,500	2,500	2,500
451.000	Cyber Insurance Cost	245	258	267	267	267
454.000	Insurance Coverage Costs	4,311	4,542	4,770	4,748	4,748
491.000	Dues and Subscriptions	1,428	1,410	1,419	1,419	1,419
	Account Classification Total: EX20 - Fixed Chgs. & Other Serv.	8,556	7,758	8,956	8,934	8,934
EX25 - Capital Outlay						
550.000	Other Equipment	-	-	10,676	-	-
	Account Classification Total: EX25 - Capital Outlay	-	-	10,676	-	-
	Department Total: 6160 - Agri Civic Center	434,544	325,889	406,373	348,428	348,428
	Total Expense Culture & Recreation	1,656,972	1,617,729	1,854,019	1,656,454	1,656,454

Account Number	Account Description	2019 Actual Amount	2020 Adopted Budget	2021 Department Head Requested	2021 Manager Recomended	2021 Commissioner Adopted
Fund: 110 - General Fund						
Department: 9000 - Special Appropriations						
EX30 - Contracts, Grants, Etc.						
630.032	Article 44 Sales Tax Allocation	110,000	110,000	110,000	110,000	110,000
630.080	Tourism Development	50,000	25,000	35,000	35,000	35,000
630.095	Sports Hall of Fame	-	-	10,000	-	-
	Account Classification Total: EX30 - Contracts, Grants, Etc.	160,000	135,000	155,000	145,000	145,000
	Department Total: 9000 - Special Appropriations	160,000	135,000	155,000	145,000	145,000

Account Number	Account Description	2019 Actual Amount	2020 Adopted Budget	2021 Department Head Requested	2021 Manager Recomended	2021 Commissioner Adopted
Fund: 110 - General Fund						
Department: 9100 - Debt Service						
EX35 - Debt Service						
710.400	Bond Princ Series 2010	1,485,000	1,475,000	1,465,000	1,465,000	1,465,000
710.500	IT Loan Uwharrie Bank Principal	42,411	43,366	44,328	44,328	44,328
720.400	Bond Interest Series 2010	242,250	182,850	123,850	123,850	123,850
720.500	IT Loan Uwharrie Bank Interest	7,150	6,196	5,234	5,234	5,234
730.000	Jail USDA Principal	20,785	21,617	22,482	22,482	22,482
730.100	Jail USDA Interest	55,010	54,179	53,314	53,314	53,314
740.200	Jail Loan Principal BOS	364,319	359,559	354,659	354,659	354,659
740.300	Jail Loan Interest BOS	33,685	23,083	12,619	12,619	12,619
740.400	Radio Tower Equipment Principal	338,085	347,660	399,876	399,876	399,876
740.450	Radio Tower Equipment Principal	241,763	247,426	253,188	253,188	253,188
740.500	Radio Tower Interest	132,181	122,607	113,100	113,100	113,100
740.550	Radio Tower Interest	23,457	17,795	12,033	12,033	12,033
750.000	EMS Vehicle Loan Principal 2016	159,724	162,235	164,784	164,784	164,784
750.010	EMS Vehicle Loan 2020 Principal	-	-	111,870	111,870	111,870
750.025	Sheriff Vehicle Loan Principal 2016	48,067	49,233	-	-	-
750.026	Sheriff Vehicle Loan Principal 2017	49,166	49,715	50,268	50,268	50,268
750.027	Sheriff Vehicle Loan Principal 2018	53,025	54,074	55,137	55,137	55,137
750.028	Sheriff Vehicle Loan Principal 2019	-	39,291	40,338	40,338	40,338
750.029	Sheriff Vehicle 2020 Principal	-	-	81,577	81,577	81,577
750.050	EMS Equipment Loan Principal 2016	27,771	28,208	28,651	28,651	28,651
750.100	EMS Vehicle Loan Interest 2016	7,649	5,140	2,590	2,590	2,590
750.110	EMS Vehicle Loan 2020 Interest	-	-	10,272	10,272	10,272
750.125	Sheriff Vehicle Loan Interest 2016	2,358	1,193	-	-	-
750.126	Sheriff Vehicle Loan Interest 2017	1,663	1,116	563	563	563
750.127	Sheriff Vehicle Loan Interest 2018	4,319	3,271	2,208	2,208	2,208
750.128	Sheriff Vehicle Loan Interest 2019	-	4,396	3,350	3,350	3,350
750.129	Sheriff Vehicle 2020 Interest	-	-	7,880	7,880	7,880
750.150	EMS Equipment Loan Interest 2016	1,330	894	451	451	451
750.450	EMS Base Loan 2020 Principal	-	-	131,750	131,750	131,750
750.550	EMS Base Loan 2020 Interest	-	-	84,524	84,524	84,524
	Account Classification Total: EX35 - Debt Service	3,341,170	3,300,104	3,635,896	3,635,896	3,635,896
	Department Total: 9100 - Debt Service	3,341,170	3,300,104	3,635,896	3,635,896	3,635,896

Account Number	Account Description	2019 Actual Amount	2020 Adopted Budget	2021 Department Head Requested	2021 Manager Recomended	2021 Commissioner Adopted
Fund: 110 - General Fund						
Department: 9800 - Transfers To Other Funds						
EX45 - Inv/Interfund Trans/Budgt						
981.217	To Riverstone Industrial Park	44,371	-	-	-	-
981.218	To Eastside Tower Project	128	-	-	-	-
981.645	To Browns Hill Road Project	112,426	-	-	-	-
981.649	To Stanly County Utilities Hookup Grant	8,125	-	-	-	-
981.671	To Airport Operating Fund	425,370	357,335	364,168	332,034	332,034
981.672	To Airport Layout Plan Project	18,990	-	-	-	-
981.674	To Airport Runway and Taxiway Lighiting Rehab Project	1,330	-	-	-	-
981.677	To Pipe Rebab Project	178,954	-	-	-	-
981.678	To Airport Runway/Taxiway Lighting Rehab Project	1,408	-	-	-	-
Account Classification Total: EX45 - Inv/Interfund Trans/Budgt		791,102	357,335	364,168	332,034	332,034
Department Total: 9800 - Transfers To Other Funds		791,102	357,335	364,168	332,034	332,034

Account Number	Account Description	2019 Actual Amount	2020 Adopted Budget	2021 Department Head Requested	2021 Manager Recomended	2021 Commissioner Adopted
Fund: 110 - General Fund						
Department: 9910 - Contingency						
EX45 - Inv/Interfund Trans/Budgt						
991.100	Contingency Appropriated	-	150,000	-	-	-
	Account Classification Total: EX45 - Inv/Interfund Trans/Budgt	-	150,000	-	-	-
	Department Total: 9910 - Contingency	-	150,000	-	-	-
	EXPENSES Total	4,292,272	3,942,439	4,155,064	4,112,930	4,112,930
	Fund REVENUE Total: 110 - General Fund	69,625,225	68,679,578	76,953,497	69,596,711	69,816,696
	Fund EXPENSE Total: 110 - General Fund	63,973,996	68,679,578	76,953,497	69,596,711	69,816,696
	Fund Total: 110 - General Fund	5,651,228	-	-	-	-

Account Number	Account Description	2019 Actual Amount	2020 Adopted Budget	2021 Department Head Requested	2021 Manager Recomended	2021 Commissioner Adopted
Fund: 260 - Emergency Telephone System Fund						
REVENUES						
Department: 3439 - Facilities Mgmt						
RE30 - Sales And Services						
420.10	911 Surcharge	408,729	412,668	407,355	407,355	430,982
	Account Classification Total: RE30 - Sales And Services	408,729	412,668	407,355	407,355	430,982
	Department Total: 3439 - Facilities Mgmt	408,729	412,668	407,355	407,355	430,982
Department: 3831 - Investment Earnings						
RE35 - Investment Earnings						
491.12	Investment Earnings	1,140	-	-	-	-
	Account Classification Total: RE35 - Investment Earnings	1,140	-	-	-	-
	Department Total: 3831 - Investment Earnings	1,140	-	-	-	-
	REVENUES Total	409,869	412,668	407,355	407,355	430,982
EXPENSES						
Department: 4396 - 911 Operations						
EX10 - Supplies And Materials						
260.200	Telephone Supplies	-	2,000	2,000	2,000	2,000
291.100	Data Processing Supplies	293	1,000	1,245	1,245	1,245
	Account Classification Total: EX10 - Supplies And Materials	293	3,000	3,245	3,245	3,245
EX15 - Current Oblig. & Services						
312.000	Training	4,390	5,000	5,000	5,000	5,000
321.000	Telephone Service	76,622	75,000	75,000	75,000	75,000
352.000	Rep & Maint - Equipment	-	2,500	2,500	2,500	2,500
	Account Classification Total: EX15 - Current Oblig. & Services	81,012	82,500	82,500	82,500	82,500
EX20 - Fixed Chgs. & Other Serv.						
430.000	Rental of Equipment	47,373	47,969	65,440	65,440	65,440
430.200	Rental of Telphone	63,562	80,232	81,363	81,363	81,363
440.000	Service & Maint Contract	39,027	40,709	48,346	48,346	48,346
440.100	Service Maint Contracts Software	68,592	82,822	76,552	76,552	76,552
440.200	Telephone Maintenance	4,900	-	-	-	-
494.000	Lease Purchase Expense	42,709	42,709	42,709	42,709	42,709
	Account Classification Total: EX20 - Fixed Chgs. & Other Serv.	266,162	294,441	314,410	314,410	314,410
EX25 - Capital Outlay						
510.000	Office Furniture & Equip	-	-	7,200	7,200	7,200
520.200	Telephone Equip	14,519	-	-	-	-
	Account Classification Total: EX25 - Capital Outlay	14,519	-	7,200	7,200	7,200
EX45 - Inv/Interfund Trans/Budgt						
991.100	Contingency Appropriated	-	32,727	-	-	23,627
	Account Classification Total: EX45 - Inv/Interfund Trans/Budgt	-	32,727	-	-	23,627
	Department Total: 4396 - 911 Operations	361,986	412,668	407,355	407,355	430,982
	EXPENSES Total	361,986	412,668	407,355	407,355	430,982
Fund REVENUE	Total: 260 - Emergency Telephone System Fund	409,869	412,668	407,355	407,355	430,982
Fund EXPENSE	Total: 260 - Emergency Telephone System Fund	361,986	412,668	407,355	407,355	430,982
	Fund Total: 260 - Emergency Telephone System Fund	47,883	-	-	-	-

Account Number	Account Description	2019 Actual Amount	2020 Adopted Budget	2021 Department Head Requested	2021 Manager Recomended	2021 Commissioner Adopted
Fund: 295 - Fire Districts						
REVENUES						
Department: 3100 - Ad Valorem Taxes						
RE05 - Ad Valorem Taxes						
111.00	Current Tax Revenue	2,581,643	2,807,453	3,365,503	3,365,503	2,910,503
111.10	Prior Year Taxes	50,994	43,000	45,000	45,000	45,000
112.00	DMV Current Tax Revenue	368,202	325,000	350,000	350,000	350,000
180.00	Interest And Penalties	16,878	14,000	15,000	15,000	15,000
180.25	DMV Tax and Tag Interest	1,788	1,700	1,800	1,800	1,800
190.00	Tax Discounts	(15,528)	(15,000)	(16,000)	(16,000)	(16,000)
	Account Classification Total: RE05 - Ad Valorem Taxes	3,003,977	3,176,153	3,761,303	3,761,303	3,306,303
	Department Total: 3100 - Ad Valorem Taxes	3,003,977	3,176,153	3,761,303	3,761,303	3,306,303
	REVENUES Total	3,003,977	3,176,153	3,761,303	3,761,303	3,306,303
EXPENSES						
Department: 4100 - Commission 1.5%						
EX20 - Fixed Chgs. & Other Serv.						
493.200	NCDMV Tax Processing	13,015	12,000	13,000	13,000	13,000
499.000	Other Fixed Charges	47,481	43,000	45,000	45,000	45,000
	Account Classification Total: EX20 - Fixed Chgs. & Other Serv.	60,496	55,000	58,000	58,000	58,000
	Department Total: 4100 - Commission 1.5%	60,496	55,000	58,000	58,000	58,000
Department: 4340 - Fire Service						
EX30 - Contracts, Grants, Etc.						
635.011	West Stanly Fire District	845,128	858,000	1,365,000	1,365,000	910,000
635.012	Center Fire District	346,487	350,000	355,000	355,000	355,000
635.013	Endy Fire District	123,086	208,500	212,000	212,000	212,000
635.014	Ridgecrest Fire District	196,293	200,200	209,000	209,000	209,000
635.015	Aquadale Fire District	157,796	159,000	164,000	164,000	164,000
635.016	Eastside Fire District	202,027	204,000	209,000	209,000	209,000
635.017	Oakboro Fire District	133,991	136,200	143,400	143,400	143,400
635.018	New London Fire District	217,433	219,750	236,250	236,250	236,250
635.019	Southside Fire District	115,980	174,000	180,000	180,000	180,000
635.021	Bethany Fire District	83,917	84,475	86,413	86,413	86,413
635.022	Richfield Fire District	131,408	133,700	137,200	137,200	137,200
635.023	Millingport Fire District	222,532	225,000	229,500	229,500	229,500
635.024	Badin-Yakin Fire District	141,610	141,328	144,540	144,540	144,540
635.025	Norwood Spe Fire District	25,792	27,000	32,000	32,000	32,000
	Account Classification Total: EX30 - Contracts, Grants, Etc.	2,943,482	3,121,153	3,703,303	3,703,303	3,248,303
	Department Total: 4340 - Fire Service	2,943,482	3,121,153	3,703,303	3,703,303	3,248,303
	EXPENSES Total	3,003,977	3,176,153	3,761,303	3,761,303	3,306,303
	Fund REVENUE Total: 295 - Fire Districts	3,003,977	3,176,153	3,761,303	3,761,303	3,306,303
	Fund EXPENSE Total: 295 - Fire Districts	3,003,977	3,176,153	3,761,303	3,761,303	3,306,303
	Fund Total: 295 - Fire Districts	-	-	-	-	-

Account Number	Account Description	2019 Actual Amount	2020 Adopted Budget	2021 Department Head Requested	2021 Manager Recomended	2021 Commissioner Adopted
Fund: 611 - Greater Badin Operating						
REVENUES						
Department: 3710 - Water And Sewer						
RE30 - Sales And Services						
511.10	Water Sales	229,681	252,000	270,000	270,000	270,000
513.10	Alcoa Sewer Revenue	48,343	10,000	17,000	17,000	17,000
514.10	Resident Sewer Revenue	200,804	200,077	226,000	225,988	225,988
521.10	Cut On Service Fees	1,730	2,500	2,500	2,500	2,500
	Account Classification Total: RE30 - Sales And Services	480,557	464,577	515,500	515,488	515,488
RE35 - Investment Earnings						
491.12	Investment Earnings	6,083	-	-	-	-
	Account Classification Total: RE35 - Investment Earnings	6,083	-	-	-	-
RE40 - Miscellaneous						
890.10	Miscellaneous Income	6,683	2,000	2,000	2,000	2,000
	Account Classification Total: RE40 - Miscellaneous	6,683	2,000	2,000	2,000	2,000
	Department Total: 3710 - Water And Sewer	493,324	466,577	517,500	517,488	517,488
	REVENUES Total	493,324	466,577	517,500	517,488	517,488

Account Number	Account Description	2019 Actual Amount	2020 Adopted Budget	2021 Department Head Requested	2021 Manager Recomended	2021 Commissioner Adopted
Fund: 611 - Greater Badin Operating						
EXPENSES						
Department: 7110 - Administration						
EX30 - Contracts, Grants, Etc.						
699.000	Oth.Contracts,Grants,Subs	20,000	40,000	50,000	50,000	50,000
	Account Classification Total: EX30 - Contracts, Grants, Etc.	20,000	40,000	50,000	50,000	50,000
EX35 - Debt Service						
720.000	G.O. Bond Interest	(115)	-	-	-	-
753.100	USDA Loan Principal	-	38,000	39,000	39,000	39,000
753.200	USDA Loan Interest	38,663	38,663	37,238	37,238	37,238
753.300	NC Department of Environmental Quality Principal	-	-	44,308	44,308	44,308
	Account Classification Total: EX35 - Debt Service	38,548	76,663	120,546	120,546	120,546
EX45 - Inv/Interfund Trans/Budgt						
991.100	Contingency Appropriated	-	50,400	-	-	-
	Account Classification Total: EX45 - Inv/Interfund Trans/Budgt	-	50,400	-	-	-
	Department Total: 7110 - Administration	58,548	167,063	170,546	170,546	170,546
Department: 7120 - Water System						
EX05 - Personal Services						
190.000	Professional Services	27,273	23,000	30,000	30,000	30,000
	Account Classification Total: EX05 - Personal Services	27,273	23,000	30,000	30,000	30,000
EX10 - Supplies And Materials						
211.000	Janitorial Supplies	-	-	400	400	400
213.000	Treatment Chemicals	-	-	6,400	6,400	6,400
251.000	Motor Fuel	93	500	500	500	500
261.000	Departmental Supplies	6,941	6,500	6,500	6,500	6,500
271.000	Purch. For Resale-Water	98,438	150,000	173,859	173,859	173,859
	Account Classification Total: EX10 - Supplies And Materials	105,472	157,000	187,659	187,659	187,659
EX15 - Current Oblig. & Services						
321.000	Telephone Service	771	1,300	1,300	1,300	1,300
331.000	Electricity Expense	21,107	22,000	22,000	22,000	22,000
352.000	Rep & Maint - Equipment	178	1,000	1,000	1,000	1,000
354.000	Rep & Maint-Water System	1,675	8,000	11,000	11,000	11,000
355.000	Rep & Maint-Sewer System	74,051	48,564	50,000	50,000	50,000
	Account Classification Total: EX15 - Current Oblig. & Services	97,781	80,864	85,300	85,300	85,300
EX20 - Fixed Chgs. & Other Serv.						
453.000	Bonds and Other Insurance	216	300	300	300	300
454.000	Insurance Coverage Costs	2,298	2,350	2,695	2,683	2,683
465.000	Depreciation - Equipment	4,745	-	-	-	-
468.000	Depreciation-Improvements	165,743	-	-	-	-
491.000	Dues and Subscriptions	3,897	4,000	4,000	4,000	4,000
	Account Classification Total: EX20 - Fixed Chgs. & Other Serv.	176,899	6,650	6,995	6,983	6,983
EX25 - Capital Outlay						
550.000	Other Equipment	-	22,000	32,000	32,000	32,000
	Account Classification Total: EX25 - Capital Outlay	-	22,000	32,000	32,000	32,000
EX30 - Contracts, Grants, Etc.						
699.000	Oth.Contracts,Grants,Subs	757	10,000	5,000	5,000	5,000
	Account Classification Total: EX30 - Contracts, Grants, Etc.	757	10,000	5,000	5,000	5,000
	Department Total: 7120 - Water System	408,182	299,514	346,954	346,942	346,942
Department: 9800 - Transfers To Other Funds						
EX45 - Inv/Interfund Trans/Budgt						
981.613	Transfer to Badin Water Rehab Project B	121,159	-	-	-	-
	Account Classification Total: EX45 - Inv/Interfund Trans/Budgt	121,159	-	-	-	-
	Department Total: 9800 - Transfers To Other Funds	121,159	-	-	-	-
	EXPENSES Total	587,889	466,577	517,500	517,488	517,488
	Fund REVENUE Total: 611 - Greater Badin Operating	493,324	466,577	517,500	517,488	517,488
	Fund EXPENSE Total: 611 - Greater Badin Operating	587,889	466,577	517,500	517,488	517,488
	Fund Total: 611 - Greater Badin Operating	(94,566)	-	-	-	-

Account Number	Account Description	2019 Actual Amount	2020 Adopted Budget	2021 Department Head Requested	2021 Manager Recomended	2021 Commissioner Adopted
Fund: 621 - Piney Point Operating						
REVENUES						
Department: 3710 - Water And Sewer						
RE30 - Sales And Services						
511.10	Water Sales	169,284	162,750	165,000	165,000	165,000
521.10	Cut On Service Fees	300	200	250	250	250
531.11	Water Tap Fee	2,760	1,200	2,400	2,400	2,400
	Account Classification Total: RE30 - Sales And Services	172,344	164,150	167,650	167,650	167,650
RE35 - Investment Earnings						
491.12	Investment Earnings	6,335	1,500	3,000	3,000	3,000
	Account Classification Total: RE35 - Investment Earnings	6,335	1,500	3,000	3,000	3,000
RE40 - Miscellaneous						
890.10	Miscellaneous Income	920	200	1,000	1,000	1,000
	Account Classification Total: RE40 - Miscellaneous	920	200	1,000	1,000	1,000
	Department Total: 3710 - Water And Sewer	179,599	165,850	171,650	171,650	171,650
	REVENUES Total	179,599	165,850	171,650	171,650	171,650
EXPENSES						
Department: 7110 - Administration						
EX30 - Contracts, Grants, Etc.						
699.000	Oth.Contracts,Grants,Subs	96,000	100,000	66,400	66,400	66,400
	Account Classification Total: EX30 - Contracts, Grants, Etc.	96,000	100,000	66,400	66,400	66,400
	Department Total: 7110 - Administration	96,000	100,000	66,400	66,400	66,400
Department: 7120 - Water System						
EX10 - Supplies And Materials						
271.000	Purch. For Resale-Water	77,559	62,000	103,500	103,500	103,500
	Account Classification Total: EX10 - Supplies And Materials	77,559	62,000	103,500	103,500	103,500
EX15 - Current Oblig. & Services						
331.000	Electricity Expense	312	375	375	375	375
354.000	Rep & Maint-Water System	-	1,835	-	-	-
	Account Classification Total: EX15 - Current Oblig. & Services	312	2,210	375	375	375
EX20 - Fixed Chgs. & Other Serv.						
410.000	Rent-Land,Bldg. & Offices	515	530	550	550	550
453.000	Bonds and Other Insurance	216	300	-	-	-
468.000	Depreciation-Improvements	1,459	-	-	-	-
491.000	Dues and Subscriptions	810	810	825	825	825
	Account Classification Total: EX20 - Fixed Chgs. & Other Serv.	2,999	1,640	1,375	1,375	1,375
	Department Total: 7120 - Water System	80,870	65,850	105,250	105,250	105,250
	EXPENSES Total	176,870	165,850	171,650	171,650	171,650
	Fund REVENUE Total: 621 - Piney Point Operating	179,599	165,850	171,650	171,650	171,650
	Fund EXPENSE Total: 621 - Piney Point Operating	176,870	165,850	171,650	171,650	171,650
	Fund Total: 621 - Piney Point Operating	2,729	-	-	-	-

STANLY COUNTY
NORTH CAROLINA
Water. Air. Land. Success.

THIS PAGE LEFT INTENTIONALLY BLANK

Account Number	Account Description	2019 Actual Amount	2020 Adopted Budget	2021 Department Head Requested	2021 Manager Recomended	2021 Commissioner Adopted
Fund: 631 - West Stanly WWTP						
REVENUES						
Department: 3710 - Water And Sewer						
RE30 - Sales And Services						
513.15	Oakboro Sewer Revenues	186,294	194,250	220,000	220,000	220,000
513.16	Stanfield Sewer Revenues	88,977	84,000	100,000	100,000	100,000
513.17	Locust Sewer Revenues	346,049	328,251	389,000	389,000	389,000
513.18	Stanly County Sewer Revenues	24,668	33,600	30,000	29,495	29,495
	Account Classification Total: RE30 - Sales And Services	645,989	640,101	739,000	738,495	738,495
	Department Total: 3710 - Water And Sewer	645,989	640,101	739,000	738,495	738,495
	REVENUES Total	645,989	640,101	739,000	738,495	738,495

Account Number	Account Description	2019 Actual Amount	2020 Adopted Budget	2021 Department Head Requested	2021 Manager Recomended	2021 Commissioner Adopted
Fund: 631 - West Stanly WWTP						
EXPENSES						
Department: 7110 - Administration						
EX30 - Contracts, Grants, Etc.						
699.000	Oth.Contracts,Grants,Subs	60,000	60,000	75,000	75,000	75,000
	Account Classification Total: EX30 - Contracts, Grants, Etc.	60,000	60,000	75,000	75,000	75,000
EX35 - Debt Service						
752.100	USDA Loan Principal West Stanly WWTP	-	15,000	16,000	16,000	16,000
752.200	USDA Loan Interest West Stanly WWTP	34,980	35,025	33,900	33,900	33,900
752.300	Installment Oakboro for West Stanly WWTP	-	156,250	156,250	156,250	156,250
	Account Classification Total: EX35 - Debt Service	34,980	206,275	206,150	206,150	206,150
	Department Total: 7110 - Administration	94,980	266,275	281,150	281,150	281,150
Department: 7120 - Water System						
EX05 - Personal Services						
121.000	Salaries & Wages-Regular	25,039	46,971	47,911	47,911	47,911
121.500	Salaries & Wages-Time Off Paid	778	-	-	-	-
126.000	Salaries & Wages-Pt/Temp.	32,117	31,476	34,085	34,085	34,085
127.000	Cell Phone Stipends	83	360	360	360	360
181.000	FICA/Medicare Tax	4,331	6,067	6,320	6,320	6,320
182.000	Retirement Expense	2,896	4,204	4,863	4,863	4,863
183.000	Health/Dental Insurance	4,841	12,818	13,458	12,818	12,818
183.050	OPEB Expense	1,181	-	-	-	-
185.000	Unemployment Compensation	144	521	548	548	548
186.000	Workers Compensation	1,846	1,736	1,823	1,715	1,715
190.000	Professional Services	29,412	25,000	26,000	26,000	26,000
199.000	Oth. Professionl Services	2,080	13,000	24,000	24,000	24,000
	Account Classification Total: EX05 - Personal Services	104,747	142,153	159,368	158,620	158,620
EX10 - Supplies And Materials						
211.000	Janitorial Supplies	-	-	400	400	400
213.000	Treatment Chemicals	-	-	26,000	26,000	26,000
251.000	Motor Fuel	2,799	2,000	2,000	2,000	2,000
261.000	Departmental Supplies	4,404	3,500	3,500	3,500	3,500
	Account Classification Total: EX10 - Supplies And Materials	7,202	5,500	31,900	31,900	31,900
EX15 - Current Oblig. & Services						
312.000	Training	371	1,600	1,200	1,200	1,200
321.000	Telephone Service	3,990	4,000	4,100	4,100	4,100
331.000	Electricity Expense	65,214	70,000	72,000	72,000	72,000
351.000	Rep&Maint-Bldg & Grounds	1,095	1,500	1,500	1,500	1,500
352.000	Rep & Maint - Equipment	1,399	1,500	1,500	1,500	1,500
353.000	Repair & Maint- Vehicles	601	1,000	1,000	1,000	1,000
355.000	Rep & Maint-Sewer System	67,805	67,295	50,000	50,000	50,000
	Account Classification Total: EX15 - Current Oblig. & Services	140,475	146,895	131,300	131,300	131,300
EX20 - Fixed Chgs. & Other Serv.						
451.000	Cyber Insurance Cost	-	300	300	300	300
452.000	Vehicle Insurance	2,791	2,876	3,020	3,275	3,275
454.000	Insurance Coverage Costs	2,470	2,602	2,733	2,721	2,721
465.000	Depreciation - Equipment	9,387	-	-	-	-
468.000	Depreciation-Improvements	179,159	-	-	-	-
491.000	Dues and Subscriptions	2,118	3,500	3,500	3,500	3,500
	Account Classification Total: EX20 - Fixed Chgs. & Other Serv.	195,925	9,278	9,553	9,796	9,796
EX25 - Capital Outlay						
550.000	Other Equipment	-	-	22,000	22,000	22,000
	Account Classification Total: EX25 - Capital Outlay	-	-	22,000	22,000	22,000
EX30 - Contracts, Grants, Etc.						
699.000	Oth.Contracts,Grants,Subs	75,323	70,000	103,729	103,729	103,729
	Account Classification Total: EX30 - Contracts, Grants, Etc.	75,323	70,000	103,729	103,729	103,729
	Department Total: 7120 - Water System	523,673	373,826	457,850	457,345	457,345
	EXPENSES Total	618,653	640,101	739,000	738,495	738,495
	Fund REVENUE Total: 631 - West Stanly WWTP	645,989	640,101	739,000	738,495	738,495
	Fund EXPENSE Total: 631 - West Stanly WWTP	618,653	640,101	739,000	738,495	738,495
	Fund Total: 631 - West Stanly WWTP	27,336	-	-	-	-

Account Number	Account Description	2019 Actual Amount	2020 Adopted Budget	2021 Department Head Requested	2021 Manager Recomended	2021 Commissioner Adopted
Fund: 641 - Utility Operating						
REVENUES						
Department: 3710 - Water And Sewer						
RE30 - Sales And Services						
511.10	Water Sales	2,569,018	2,627,307	2,758,340	2,762,891	2,762,891
512.10	Interfund Chgs-GBWS	20,000	40,000	50,000	50,000	50,000
512.11	Interfund Chgs-Piney Pt	96,000	100,000	66,400	66,400	66,400
512.13	Interfund Chgs-WSWWTP	60,000	60,000	75,000	75,000	75,000
513.14	Sewer Revenues	712,802	659,715	692,481	692,481	692,481
513.20	Pfeiffer-North Stanly Water	13,200	158,400	-	-	-
521.10	Cut On Service Fees	7,145	6,000	6,000	6,000	6,000
531.10	Taps & Connection Fees	38,874	60,000	50,000	50,000	50,000
	Account Classification Total: RE30 - Sales And Services	3,517,039	3,711,422	3,698,221	3,702,772	3,702,772
RE35 - Investment Earnings						
491.12	Investment Earnings	28,349	28,000	22,000	22,000	22,000
	Account Classification Total: RE35 - Investment Earnings	28,349	28,000	22,000	22,000	22,000
RE40 - Miscellaneous						
580.10	Insurance Settlements	3,881	-	-	-	-
890.10	Miscellaneous Income	80,988	55,000	57,000	57,000	57,000
	Account Classification Total: RE40 - Miscellaneous	84,869	55,000	57,000	57,000	57,000
	Department Total: 3710 - Water And Sewer	3,630,258	3,794,422	3,777,221	3,781,772	3,781,772
Department: 3991 - Fund Balance Appropriated						
RE45 - Fund Balance Appropriated						
990.100	Retained Earnings Approp.	-	-	122,463	-	-
	Account Classification Total: RE45 - Fund Balance Appropriated	-	-	122,463	-	-
	Department Total: 3991 - Fund Balance Appropriated	-	-	122,463	-	-
	REVENUES Total	3,630,258	3,794,422	3,899,684	3,781,772	3,781,772

Account Number	Account Description	2019 Actual Amount	2020 Adopted Budget	2021 Department Head Requested	2021 Manager Recomended	2021 Commissioner Adopted
Fund: 641 - Utility Operating						
EXPENSES						
Department: 7110 - Administration						
EX05 - Personal Services						
121.000	Salaries & Wages-Regular	260,223	239,634	245,890	111,653	111,653
121.500	Salaries & Wages-Time Off Paid	247	-	-	-	-
126.000	Salaries & Wages-Pt/Temp.	-	-	6,998	-	-
127.000	Cell Phone Stipends	937	840	840	-	-
181.000	FICA/Medicare Tax	21,460	18,396	18,640	8,541	8,541
182.000	Retirement Expense	26,370	21,447	24,646	11,420	11,420
183.000	Health/Dental Insurance	50,097	64,090	67,290	41,659	41,659
183.050	OPEB Expense	10,316	-	-	-	-
185.000	Unemployment Compensation	360	1,070	1,070	787	787
186.000	Workers Compensation	5,943	5,591	5,871	5,523	5,523
189.000	Other Fringe Benefits	229	288	300	300	300
190.000	Professional Services	36,067	35,000	39,000	39,000	39,000
	Account Classification Total: EX05 - Personal Services	412,248	386,356	410,545	218,883	218,883
EX10 - Supplies And Materials						
260.000	Office Supplies	977	1,000	2,000	2,000	2,000
261.000	Departmental Supplies	7,656	7,000	6,000	6,000	6,000
291.000	Data Processing Supplies	1,609	2,500	3,000	3,000	3,000
	Account Classification Total: EX10 - Supplies And Materials	10,242	10,500	11,000	11,000	11,000
EX15 - Current Oblig. & Services						
311.000	Travel P.O.V.	1,106	2,000	2,000	2,000	2,000
312.000	Training	1,265	2,500	1,500	1,500	1,500
321.000	Telephone Service	390	380	380	380	380
325.000	Postage	66	250	250	250	250
370.000	Advertising Expense	125	-	-	-	-
394.000	Cleaning Services	1,440	1,500	2,000	2,000	2,000
	Account Classification Total: EX15 - Current Oblig. & Services	4,392	6,630	6,130	6,130	6,130
EX20 - Fixed Chgs. & Other Serv.						
430.000	Rental of Equipment	2,021	2,000	2,500	2,500	2,500
440.000	Service & Maint Contract	-	300	2,600	2,600	2,600
451.000	Cyber Insurance Cost	123	122	135	135	135
491.000	Dues and Subscriptions	2,233	3,000	2,500	2,500	2,500
493.000	Bank Service Charges	23,196	22,000	23,000	23,000	23,000
	Account Classification Total: EX20 - Fixed Chgs. & Other Serv.	27,573	27,422	30,735	30,735	30,735
EX35 - Debt Service						
752.000	DWSRF Principal 2011	-	4,921	4,921	-	-
752.400	DENR Clean Water Loan Principal	-	-	36,940	-	-
752.500	DENR Clean Water Loan Interest	-	-	14,789	-	-
752.600	Richfield Sewer Loan Uwahrrie Bank Principal	-	-	35,527	-	-
752.650	Richfield Sewer Loan Uwahrrie Bank Interest	-	-	5,575	-	-
	Account Classification Total: EX35 - Debt Service	-	4,921	97,752	-	-
EX45 - Inv/Interfund Trans/Budgt						
991.100	Contingency Appropriated	-	20,000	-	-	-
	Account Classification Total: EX45 - Inv/Interfund Trans/Budgt	-	20,000	-	-	-
	Department Total: 7110 - Administration	454,455	455,829	556,162	266,748	266,748

Account Number	Account Description	2019 Actual Amount	2020 Adopted Budget	2021 Department Head Requested	2021 Manager Recomended	2021 Commissioner Adopted
Fund: 641 - Utility Operating						
EXPENSES						
Department: 7120 - Water System						
EX05 - Personal Services						
121.000	Salaries & Wages-Regular	405,803	455,773	447,579	586,457	586,457
121.500	Salaries & Wages-Time Off Paid	6,049	-	-	-	-
123.000	Salaries & Wages-On Call	21,974	20,000	20,000	20,000	20,000
126.000	Salaries & Wages-Pt/Temp.	17,778	15,602	16,397	16,397	16,397
127.000	Cell Phone Stipends	4,300	4,800	4,920	5,760	5,760
181.000	FICA/Medicare Tax	32,587	36,886	37,218	48,089	48,089
182.000	Retirement Expense	40,982	41,923	46,851	61,190	61,190
183.000	Health/Dental Insurance	125,030	153,816	148,038	166,634	166,634
185.000	Unemployment Compensation	912	2,784	2,718	3,146	3,146
186.000	Workers Compensation	12,831	12,069	12,673	11,923	11,923
189.000	Other Fringe Benefits	-	-	-	294	294
190.000	Professional Services	9,474	10,000	20,000	20,000	20,000
199.000	Oth. Professionl Services	23,810	24,000	24,000	24,000	24,000
	Account Classification Total: EX05 - Personal Services	701,530	777,653	780,394	963,890	963,890
EX10 - Supplies And Materials						
211.000	Janitorial Supplies	-	-	400	400	400
212.000	Uniforms	14,377	15,600	14,000	14,000	14,000
251.000	Motor Fuel	32,745	35,000	35,000	35,000	35,000
253.000	Vehicle Parts & Supplies	1,194	2,000	2,000	2,000	2,000
261.000	Departmental Supplies	19,129	28,000	28,000	28,000	28,000
271.000	Purch. For Resale-Water	1,094,728	1,200,000	1,275,000	1,275,000	1,275,000
	Account Classification Total: EX10 - Supplies And Materials	1,162,173	1,280,600	1,354,400	1,354,400	1,354,400
EX15 - Current Oblig. & Services						
312.000	Training	2,770	4,000	3,500	3,500	3,500
321.000	Telephone Service	1,000	2,000	1,500	1,500	1,500
325.000	Postage	1,853	2,000	2,000	2,000	2,000
331.000	Electricity Expense	80,383	102,500	102,500	102,500	102,500
333.000	Natural Gas Expense	966	1,500	1,000	1,000	1,000
334.000	Water & Sewer Expense	618,765	440,000	495,000	495,000	495,000
351.000	Rep&Maint-Bldg & Grounds	906	2,000	1,500	1,500	1,500
352.000	Rep & Maint - Equipment	19,791	12,500	20,000	20,000	20,000
353.000	Repair & Maint- Vehicles	17,473	15,000	15,000	15,000	15,000
354.000	Rep & Maint-Water System	290,323	192,790	195,000	195,000	195,000
354.100	Repair & Maint-Water Taps	-	40,000	100,000	100,000	100,000
355.000	Rep & Maint-Sewer System	131,997	35,000	79,347	79,347	79,347
370.000	Advertising Expense	500	300	300	300	300
	Account Classification Total: EX15 - Current Oblig. & Services	1,166,727	849,590	1,016,647	1,016,647	1,016,647
EX20 - Fixed Chgs. & Other Serv.						
440.000	Service & Maint Contract	976	1,100	1,320	1,320	1,320
451.000	Cyber Insurance Cost	270	278	292	292	292
452.000	Vehicle Insurance	3,585	3,694	3,879	4,207	4,207
453.000	Bonds and Other Insurance	500	3,726	3,913	3,913	3,913
454.000	Insurance Coverage Costs	14,671	15,455	16,228	16,154	16,154
465.000	Depreciation - Equipment	66,457	-	-	-	-
468.000	Depreciation-Improvements	559,396	-	-	-	-
491.000	Dues and Subscriptions	6,124	8,000	8,500	8,500	8,500
	Account Classification Total: EX20 - Fixed Chgs. & Other Serv.	651,979	32,253	34,132	34,386	34,386
EX25 - Capital Outlay						
540.000	Motor Vehicles	-	26,000	55,000	-	-
550.000	Other Equipment	-	-	55,000	-	-
580.000	Bldgs,Structure,& Improve	-	10,000	-	-	-
595.000	Water Improvements	-	240,000	-	-	-
	Account Classification Total: EX25 - Capital Outlay	-	276,000	110,000	-	-

Account Number	Account Description	2019 Actual Amount	2020 Adopted Budget	2021 Department Head Requested	2021 Manager Recomended	2021 Commissioner Adopted
Fund: 641 - Utility Operating						
EXPENSES						
Department: 7120 - Water System						
EX30 - Contracts, Grants, Etc.						
699.000	Oth.Contracts,Grants,Subs	25,154	30,000	30,000	30,000	30,000
	Account Classification Total: EX30 - Contracts, Grants, Etc.	25,154	30,000	30,000	30,000	30,000
EX35 - Debt Service						
710.600	Utilities Dump Truck Principal	-	27,868	15,827	15,827	15,827
710.800	Utilities Service Truck Principal	-	15,980	-	-	-
720.600	Utilities Dump Truck Interest	926	1,741	1,061	1,061	1,061
720.800	Utilities Service Truck Interest	2,103	908	1,061	1,061	1,061
752.000	DWSRF Principal 2011	-	-	-	4,921	4,921
752.400	DENR Clean Water Loan Principal	-	-	-	36,940	36,940
752.500	DENR Clean Water Loan Interest	-	-	-	14,789	14,789
752.600	Richfield Sewer Loan Uwahrrie Bank Principal	-	-	-	35,527	35,527
752.650	Richfield Sewer Loan Uwahrrie Bank Interest	-	-	-	5,575	5,575
	Account Classification Total: EX35 - Debt Service	3,029	46,497	17,949	115,701	115,701
EX45 - Inv/Interfund Trans/Budgt						
991.100	Contingency Appropriated	-	46,000	-	-	-
	Account Classification Total: EX45 - Inv/Interfund Trans/Budgt	-	46,000	-	-	-
	Department Total: 7120 - Water System	3,710,592	3,338,593	3,343,522	3,515,024	3,515,024
Department: 9800 - Transfers To Other Funds						
EX45 - Inv/Interfund Trans/Budgt						
981.645	To Browns Hill Road Project	29,637	-	-	-	-
981.647	To Communication System	44,633	-	-	-	-
981.649	To Stanly County Utilities Hookup Grant	14,735	-	-	-	-
	Account Classification Total: EX45 - Inv/Interfund Trans/Budgt	89,005	-	-	-	-
	Department Total: 9800 - Transfers To Other Funds	89,005	-	-	-	-
	EXPENSES Total	4,254,052	3,794,422	3,899,684	3,781,772	3,781,772
	Fund REVENUE Total: 641 - Utility Operating	3,630,258	3,794,422	3,899,684	3,781,772	3,781,772
	Fund EXPENSE Total: 641 - Utility Operating	4,254,052	3,794,422	3,899,684	3,781,772	3,781,772
	Fund Total: 641 - Utility Operating	(623,794)	-	-	-	-

Account Number	Account Description	2019 Actual Amount	2020 Adopted Budget	2021 Department Head Requested	2021 Manager Recomended	2021 Commissioner Adopted
Fund: 671 - Airport Operating						
REVENUES						
Department: 3453 - Airport						
RE20 - Restricted Intergov.						
230.32	Vision 100 Entitlement	-	150,000	150,000	150,000	150,000
	Account Classification Total: RE20 - Restricted Intergov.	-	150,000	150,000	150,000	150,000
RE30 - Sales And Services						
812.10	Aviation Gas Sales	159,843	160,000	140,000	140,000	140,000
813.10	Jet Fuel Sales	226,547	198,000	184,000	184,000	184,000
814.10	Oil Sales	2,494	2,750	2,750	2,750	2,750
860.15	Tie Down Fees	2,538	2,700	2,700	2,700	2,700
861.16	Hanger Rental	62,888	78,000	78,000	78,000	78,000
862.000	Airport Franchise Fees	-	4,500	4,500	4,500	4,500
	Account Classification Total: RE30 - Sales And Services	454,309	445,950	411,950	411,950	411,950
RE35 - Investment Earnings						
491.12	Investment Earnings	6,770	100	100	100	100
	Account Classification Total: RE35 - Investment Earnings	6,770	100	100	100	100
RE40 - Miscellaneous						
580.10	Insurance Settlements	4,607	-	-	-	-
860.14	Rent Income	6,000	6,000	6,000	6,000	6,000
860.16	Office Space Rent Income	9,890	14,144	14,736	14,736	14,736
890.10	Miscellaneous Income	224	300	250	250	250
893.15	Federal Excise Tax Refund	7,996	4,000	4,000	4,000	4,000
	Account Classification Total: RE40 - Miscellaneous	28,716	24,444	24,986	24,986	24,986
	Department Total: 3453 - Airport	489,796	620,494	587,036	587,036	587,036
Department: 3980 - Transfer From Other Funds						
RE43 - Transfers In						
980.110	From General Fund	425,370	357,335	364,168	332,034	332,034
	Account Classification Total: RE43 - Transfers In	425,370	357,335	364,168	332,034	332,034
	Department Total: 3980 - Transfer From Other Funds	425,370	357,335	364,168	332,034	332,034
	REVENUES Total	915,166	977,829	951,204	919,070	919,070

Account Number	Account Description	2019 Actual Amount	2020 Adopted Budget	2021 Department Head Requested	2021 Manager Recomended	2021 Commissioner Adopted
Fund: 671 - Airport Operating						
EXPENSES						
Department: 4530 - Airport Operating						
EX05 - Personal Services						
121.000	Salaries & Wages-Regular	180,201	190,058	175,471	175,471	175,471
122.000	Salaries & Wages-Overtime	9,069	10,028	10,465	10,465	10,465
126.000	Salaries & Wages-Pt/Temp.	27,730	23,063	25,000	25,000	25,000
127.000	Cell Phone Stipends	720	720	360	360	360
170.000	Board Member Expenses	5,302	6,500	6,500	6,500	6,500
181.000	FICA/Medicare Tax	17,468	17,126	16,230	16,230	16,230
182.000	Retirement Expense	18,767	17,010	17,810	17,810	17,810
183.000	Health/Dental Insurance	44,589	51,272	53,832	51,272	51,272
183.050	OPEB Expense	5,109	-	-	-	-
185.000	Unemployment Compensation	366	1,123	1,111	1,111	1,111
186.000	Workers Compensation	6,205	5,836	6,128	5,765	5,765
190.000	Professional Services	6,050	12,200	10,750	10,750	10,750
	Account Classification Total: EX05 - Personal Services	321,577	334,936	323,657	320,734	320,734
EX10 - Supplies And Materials						
211.000	Janitorial Supplies	12	250	250	250	250
212.000	Uniforms	2,410	2,350	2,800	2,800	2,800
220.000	Food And Provisions	58	150	150	150	150
251.000	Motor Fuel	5,009	4,500	4,500	4,500	4,500
253.000	Vehicle Parts & Supplies	-	200	200	200	200
260.000	Office Supplies	471	500	500	500	500
261.000	Departmental Supplies	1,072	4,240	4,240	4,240	4,240
270.000	Purchases For Resale	2,481	3,000	2,500	2,500	2,500
272.000	Purch. For Resale-Avgas	131,287	126,600	126,600	126,600	126,600
273.000	Purch. For Resale-Jetfuel	148,595	151,500	125,000	125,000	125,000
291.000	Data Processing Supplies	369	1,500	650	650	650
	Account Classification Total: EX10 - Supplies And Materials	291,767	294,790	267,390	267,390	267,390
EX15 - Current Oblig. & Services						
311.000	Travel P.O.V.	428	750	750	750	750
312.000	Training	1,995	1,000	1,300	1,300	1,300
321.000	Telephone Service	18,596	17,000	8,850	8,850	8,850
325.000	Postage	260	250	250	250	250
331.000	Electricity Expense	25,836	29,000	26,000	26,000	26,000
333.000	Natural Gas Expense	2,255	2,500	2,500	2,500	2,500
334.000	Water & Sewer Expense	2,175	2,200	2,250	2,250	2,250
339.000	Other Utilities Expense	759	760	800	800	800
351.000	Rep&Maint-Bldg & Grounds	109,278	29,200	21,145	21,145	21,145
351.300	Rpr&Main-V100 Air Improve	-	166,667	166,667	166,667	166,667
352.000	Rep & Maint - Equipment	35,434	22,700	20,000	20,000	20,000
353.000	Repair & Maint- Vehicles	465	500	280	280	280
370.000	Advertising Expense	439	2,000	685	685	685
392.000	Laundry & Dry Cleaning	353	350	400	400	400
	Account Classification Total: EX15 - Current Oblig. & Services	198,273	274,877	251,877	251,877	251,877
EX20 - Fixed Chgs. & Other Serv.						
419.100	Vehicle Lease	4,671	7,000	6,100	12,600	12,600
430.000	Rental of Equipment	494	500	500	500	500
440.000	Service & Maint Contract	26,137	27,700	40,100	40,100	40,100
451.000	Cyber Insurance Cost	147	155	161	161	161
452.000	Vehicle Insurance	756	779	818	887	887
453.000	Bonds and Other Insurance	12,784	13,658	14,766	14,766	14,766
454.000	Insurance Coverage Costs	5,953	6,271	6,585	6,555	6,555
462.000	Depreciation - Buildings	129,610	-	-	-	-
465.000	Depreciation - Equipment	9,548	-	-	-	-
468.000	Depreciation-Improvements	850,098	-	-	-	-
491.000	Dues and Subscriptions	2,291	3,963	300	300	300
493.000	Bank Service Charges	-	-	3,200	3,200	3,200
493.100	Credit Card Processing	3,926	3,200	-	-	-
	Account Classification Total: EX20 - Fixed Chgs. & Other Serv.	1,046,415	63,226	72,530	79,069	79,069
EX25 - Capital Outlay						
540.000	Motor Vehicles	-	-	35,750	-	-
550.000	Other Equipment	-	10,000	-	-	-
	Account Classification Total: EX25 - Capital Outlay	-	10,000	35,750	-	-
	Department Total: 4530 - Airport Operating	1,858,032	977,829	951,204	919,070	919,070
	EXPENSES Total	1,858,032	977,829	951,204	919,070	919,070
	Fund REVENUE Total: 671 - Airport Operating	915,166	977,829	951,204	919,070	919,070
	Fund EXPENSE Total: 671 - Airport Operating	1,858,032	977,829	951,204	919,070	919,070
	Fund Total: 671 - Airport Operating	(942,867)	-	-	-	-

STANLY COUNTY
NORTH CAROLINA
Water. Air. Land. Success.

THIS PAGE LEFT INTENTIONALLY BLANK

STANLY COUNTY
ADOPTED FEE SCHEDULE FOR FISCAL YEAR 2021

AGRI-CIVIC CENTER

	2020 Adopted	2021 Requested	2021 Recommended	2021 Adopted	
Rental Rate per day:					
Friday-Sunday					
Theatre					
In County	$ 630.00	$ 630.00	$ 630.00	$ 630.00	
Out of County	1,495.00	1,495.00	1,495.00	1,495.00	
Lobby					
In County	$ 630.00	$ 630.00	$ 630.00	$ 630.00	
Out of County	1,495.00	1,495.00	1,495.00	1,495.00	
Theatre + Auditorium					
In County	1,200.00	1,200.00	1,200.00	1,200.00	
Out of County	2,900.00	2,900.00	2,900.00	2,900.00	
Education Center					
In County	$ 135.00	$ 135.00	$ 135.00	$ 135.00	
Out of County	215.00	215.00	215.00	215.00	
Conference Room					
In County	$ 80.00	$ 80.00	$ 80.00	$ 80.00	
Out of County	160.00	160.00	160.00	160.00	
Additional rehearsal non-profit/in county	55.00	55.00	55.00	55.00	
Additional rehearsal for-profit/in county	110.00	110.00	110.00	110.00	
Additional rehearsal out of county	150.00	150.00	150.00	150.00	
Monday-Thursday					
Theatre					
In County	$ 325.00	$ 325.00	$ 325.00	$ 325.00	
Out of County	865.00	865.00	865.00	865.00	
Lobby					
In County	$ 325.00	$ 325.00	$ 325.00	$ 325.00	
Out of County	865.00	865.00	865.00	865.00	
Theatre + Auditorium (NEW)					
In County	600.00	600.00	600.00	600.00	
Out of County	1,500.00	1,500.00	1,500.00	1,500.00	
Education Center					
In County	$ 80.00	$ 80.00	$ 80.00	$ 80.00	
Out of County	165.00	165.00	165.00	165.00	
Conference Room					
In County	$ 55.00	$ 55.00	$ 55.00	$ 55.00	
Out of County	110.00	110.00	110.00	110.00	

*Rentals include one free rehearsal with one performance day (excluding weekends).
**Rentals include general lighting, cables, cords, chairs, 3 easels, lectern, grand piano, 2 wired microphones, microphone stands, monitors, risers, podium, on-stage projection screen, sounds system, stanchions (6 available), and tables.
***Client will supply personnel to run projector during event. If Agri-Civic Center staff is requested to run projection, technical staff rates apply.

Additional Rentals:					
LCD Projector	$ 75.00	$ 75.00	$ 75.00	$ 75.00	
Wireless Microphones	25.00	25.00	25.00	25.00	
Additional Fees:					
Energy Fee	$ 100.00	$ 100.00	$ 100.00	$ 100.00	
Orchestra Pit Filler Relocation Fee	350.00	350.00	350.00	350.00	
Grand Piano Tuning	direct cost	direct cost	direct cost	direct cost	estimated $90-100
Set & Clean Up Fee	200.00	200.00	200.00	200.00	up to $200 at Director's Discretion
Parking Lot Convenience Fee	25.00	25.00	25.00	25.00	per day (no multi day discount)
Extra Service provided by Agri-Civic Center Staff	20.00	20.00	20.00	20.00	an hour with a 4 hour minimum
Technician Fee (Out of County rental's only)	15.00	15.00	15.00	15.00	an hour

*Groups who desire to use the parking lot shall be required to sign a Facilities Use Contract, and supply a Certificate of Liability Insurance.
**Extra Service provided by Agri-Civic Center Staff includes sound, light, spot operators and other functions.

501(c)3 In-County, Certificate-holding non-profits discount (discount not applied to rehearsal dates):

One Day			N/A	
Two to Six Consecutive Days	20%	20%	20%	20%
Seven or More Consecutive Days	30%	30%	30%	30%

STANLY COUNTY
ADOPTED FEE SCHEDULE FOR FISCAL YEAR 2021

AIRPORT

	2020 Adopted	2021 Requested	2021 Recommended	2021 Adopted	
Rental Fees:					
Tie Downs	$ 25.00	$ 25.00	$ 25.00	$ 25.00	per month
Open T-Hangars	100.00	100.00	100.00	100.00	per month
Enclosed Small T-Hangar	300.00	300.00	300.00	300.00	per month
Enclosed Large T-Hangar	475.00	475.00	475.00	475.00	per month
Large Conference Room					
All day	150.00	150.00	150.00	150.00	
Half day	75.00	75.00	75.00	75.00	
Hourly 8 am to 8 pm	20.00	20.00	20.00	20.00	
Small Conference Room					
All day	50.00	50.00	50.00	50.00	
Half day	25.00	25.00	25.00	25.00	
Hourly 8 am to 8 pm	5.00	5.00	5.00	5.00	
Hourly after 8 pm	40.00	40.00	40.00	40.00	
Additional Fees:					
Audio/Visual for Large Conference Room	50.00	50.00	50.00	50.00	
Clean Up	100.00	100.00	100.00	100.00	
Fax Service					
Local	1.00	1.00	1.00	1.00	per page
Long Distance	2.00	2.00	2.00	2.00	per page
Xerox Copies	0.25	0.25	0.25	0.25	per page

*Deposit of $100 is required two weeks in advance to reserve large conference room and will serve as a potential cleanup fee.
If the reservation is canceled within 48 hours the deposit will be returned. Any less notification deposit will be retained.
The full amount for the half ($150) or full day ($300) is required by the day of and prior to the use of the large conference room.
If the conference room is left in clean and undamaged condition the $100 deposit will be returned.
**Rental of Conference Room includes coffee service.
***Catering and Cleanup is the responsibility of the lessee.
****Audio Visual is not included in the cost of the large conference room.
*****Full Day is considered 8 am to 8 pm (12 hours).
*****Half Day is considered 8 am to 2 pm or 2 pm to 8 pm (6 hours).
*****Continued usage of the conference room beyond six hours half day or twelve hours full day will be charged the additional per hour for the conference room in use.

Governmental agencies, school boards, aviation related groups, and any non-profit groups will not be charged for use of the conference rooms. However, coffee and supplies will be the responsibility of the group utilizing the rooms and will be responsible for any damages or extensive cleanup.

ANIMAL CONTROL

	2020 Adopted	2021 Requested	2021 Recommended	2021 Adopted
Adoptions Fees:				
Cats	$ 100.00	$ 100.00	$ 100.00	$ 100.00
Dogs	100.00	100.00	100.00	100.00
Reclaim Fees:				
Same Day During Normal Business Hours	-	-	-	-
After Normal Business Hours	-	-	-	-
Weekends	-	-	-	-
1st Redemption by Owner	$ 75.00	$ 75.00	$ 75.00	$ 75.00
2nd Redemption by Owner	100.00	100.00	100.00	100.00
3rd Redemption by Owner	150.00	150.00	150.00	150.00
Animal Caught in County Trap	75.00	75.00	75.00	75.00
Animal Obtained via Tranquilizer Gun	100.00	100.00	100.00	100.00
After Owner Contacted and a 24-Hour Period	$75 + $15/day	$75 + $15/day	$75 + $15/day	$75 + $15/day
Other Fees:				
County Dog Listing	$ 6.00	$ 6.00	$ 6.00	$ 6.00
Confinement Fee	15.00	15.00	15.00	15.00 per day

STANLY COUNTY
ADOPTED FEE SCHEDULE FOR FISCAL YEAR 2021

CENTRAL PERMITTING
INSPECTIONS, PLANNING & ZONING, & ENVIRONMENTAL HEALTH

COMMERCIAL

	2020 Adopted	2021 Requested	2021 Recommended	2021 Adopted	
Commercial Construction Permits:					
Commercial & Industrial	$ 4.85	$ 4.85	$ 4.85	$ 4.85	per thousand of estimated cost of project
Commercial & Industrial	75.00	75.00	75.00	75.00	per square foot whichever is greater
Additions, Renovations or Alterations	4.85	4.85	4.85	4.85	per thousand of estimated cost of project
Additions, Renovations or Alterations	75.00	75.00	75.00	75.00	per square foot whichever is greater
Group S and Shell Buildings	25.00	25.00	25.00	25.00	per square foot
Commercial Modular Units	325.00	325.00	325.00	325.00	per unit
Working without a permit fee		double fee cost			

*Total estimated cost includes the building, electrical, mechanical, plumbing and grading site work.
**There is a $50.00 minimum on any permits.

Commercial Electrical Permits:					
New Service	$ 0.55	$ 0.55	$ 0.55	$ 0.55	per amp
Change of Service	0.50	0.50	0.50	0.50	per amp
Sub-Panels	0.50	0.50	0.50	0.50	per amp
New Installation Without New Service or Sub-panel	1.25	1.25	1.25	1.25	for up to 25 outlets
Additional Outlets	0.75	0.75	0.75	0.75	each outlet
Construction Trailer	0.55	0.55	0.55	0.55	per amp
Transformers	50.00	50.00	50.00	50.00	each
Generators	50.00	50.00	50.00	50.00	each
Saw Service	50.00	50.00	50.00	50.00	each
Sewer Pump	50.00	50.00	50.00	50.00	each
Elevators	50.00	50.00	50.00	50.00	each
Swimming Pool	75.00	75.00	75.00	75.00	
Signs	50.00	50.00	50.00	50.00	each
Temporary Power Agreement	75.00	75.00	75.00	75.00	
Temporary Power Extensions	75.00	75.00	75.00	75.00	
Working without a permit fee		double fee cost			

*Outlets are light fixtures, switches, receptacles, disconnects, starters, electrical equipment.
**There is a $50.00 minimum on any permits.

Commercial Solar Farms:					
Per Megawatt up to 5 MW	$ 800.00	$ 800.00	$ 800.00	$ 1,000.00	
Per Megawatt up to 5 to 10 MW	650.00	650.00	650.00	850.00	
Per Megawatt over 10 MW	575.00	575.00	575.00	775.00	

Commercial Mechanical Permits:					
Heat Pumps, Gas Furnaces, Oil Furnaces, Package Units	$ 60.00	$ 60.00	$ 60.00	$ 60.00	per unit
Mini Split Systems	50.00	50.00	50.00	50.00	per unit
A/C Units Only	50.00	50.00	50.00	50.00	per unit
Boiler System	60.00	60.00	60.00	60.00	
Fan Coil box, Vav Box, Terminal Box	50.00	50.00	50.00	50.00	each
Chiller	60.00	60.00	60.00	60.00	
Duct Work Only	50.00	50.00	50.00	50.00	
Unit Heaters	50.00	50.00	50.00	50.00	first unit
Additional Units	40.00	40.00	40.00	40.00	per unit
Wall Heaters	50.00	50.00	50.00	50.00	
Radiant Heat System	50.00	50.00	50.00	50.00	
Gas Logs, Lights, Grill, Water Heater	60.00	60.00	60.00	60.00	
Gas Line Only	50.00	50.00	50.00	50.00	
Change Out	60.00	60.00	60.00	60.00	per unit
Hood System	60.00	60.00	60.00	60.00	first hood
Additional Hoods	40.00	40.00	40.00	40.00	each hood
Exhaust Fans	50.00	50.00	50.00	50.00	first fan
Additional Fans	40.00	40.00	40.00	40.00	each fan
Refrigeration	50.00	50.00	50.00	50.00	
Working without a permit fee		double fee cost			

**There is a $50.00 minimum on any permits.

Commercial Plumbing Permits:					
Plumbing Fixtures	$ 3.75	$ 3.75	$ 3.75	$ 3.75	per fixtures
Water/Sewer Lines	30.00	30.00	30.00	30.00	
Water and/or Sewer Service	50.00	50.00	50.00	50.00	
Water Heater Change Out	50.00	50.00	50.00	50.00	
Gas Line	50.00	50.00	50.00	50.00	
Water Softener	50.00	50.00	50.00	50.00	
Irrigation	50.00	50.00	50.00	50.00	
Fire Sprinkler	50.00	50.00	50.00	50.00	excludes City of Albemarle
Working without a permit fee		double fee cost			

*Fixtures are sinks, toilets, tubs, urinals, bidet, washer, water fountains, floor sinks, floor drains, grease traps, clean outs, water heaters, hose bibbs, expansion tanks, backflow preventers, fixture receiving water supply.

STANLY COUNTY
ADOPTED FEE SCHEDULE FOR FISCAL YEAR 2021

CENTRAL PERMITTING
INSPECTIONS, PLANNING & ZONING, & ENVIRONMENTAL HEALTH

COMMERCIAL CONTINUE

	2020 Adopted	2021 Requested	2021 Recommended	2021 Adopted	
Commercial Inspections Plan Review Fee:					
Estimated Cost $1- $90,000	$ 75.00	N/A	N/A	N/A	
Estimated Cost $1- $45,000	N/A	$ 75.00	$ 75.00	$ 75.00	
Estimated Cost $45,001- $90,000	N/A	125.00	125.00	125.00	
Estimated Cost $90,001 to $500,000	250.00	NA	NA	NA	
Estimated Cost $90,001 to $250,000	N/A	250.00	250.00	250.00	
Estimated Cost $250,001 to 500,000	N/A	300.00	300.00	300.00	
Estimated Cost over $500,001	500.00	400.00	400.00	400.00	
Express Review	800.00	800.00	800.00	800.00	per hour

1. Express Review plans are to be reviewed with 48 hours only Mon-Thurs. Preliminary review is required to determine if feasible at the discretion of Inspections Director & Fire Marshal.
2. Plan review fees for multi-building complexes (e.g., apartment buildings) are based on each building

Re-inspection Fee**	$ 50.00	$ 50.00	$ 50.00	$ 50.00	
ABC Inspection	100.00	100.00	100.00	100.00	
Daycare Permit	100.00	100.00	100.00	100.00	
Demolition Permit	100.00	100.00	100.00	100.00	
Change of Occupancy/Info/Use Inspections	100.00	100.00	100.00	100.00	
Permit refunded within first 6 months with no inspections started	25.00	25.00	25.00	25.00	
Working without a permit fee					

**These permits include building, electrical, mechanical, and plumbing inspections.
**Re-inspection fee applies to projects that have same violations not corrected on the second trip to job site.

A permit issued pursuant to G.S. 153-A-357 expire six months, or lesser time fixed by ordinance of the county. After date of issuance if the work authorized by the permit has not commenced, or if the commencement work is discontinued for a period of twelve months, the permit expires immediately. No work can be performed until a new permit has been secured. (G.S. 153-358)

Commercial Zoning Fees:					
Rezoning up to 5 acres	$ 150.00	$ 150.00	$ 150.00	$ 150.00	
Rezoning greater than 5 acres	150.00	150.00	150.00	150.00	
Additional Acre over 5	10.00	10.00	10.00	10.00	per acre
Vested Rights	500.00	500.00	500.00	500.00	
Conditional Use Permit District Rezoning	200.00	200.00	200.00	200.00	plus Recording Cost
Additional Acre over 5	10.00	10.00	10.00	10.00	per acre
Conditional Use Permit Revision	150.00	150.00	150.00	150.00	plus Recording Cost
Conditional Use Permit-Planned Unit Develop District Rezoning	1,000.00	1,000.00	1,000.00	1,000.00	
Additional Acre over 100	5.00	5.00	5.00	5.00	per acre
Conditional Use Permit-Planned Unit Develop District Revision	500.00	500.00	500.00	500.00	plus Recording Cost
Watershed 10/70 Allocation	200.00	200.00	200.00	200.00	per acre
Manufactured Home Park review	300.00	300.00	300.00	300.00	
Plus each Manufactured Home Park Space	15.00	15.00	15.00	15.00	per space
Manufactured Home Park Inspection	50.00	50.00	50.00	50.00	
Additional Manufactured Home Park Space	5.00	5.00	5.00	5.00	per unit over 10
Text Amendment	150.00	150.00	150.00	150.00	
Cell Tower Overlay Application	3,000.00	3,000.00	3,000.00	3,000.00	
Cell Tower Overlay Application Modification	350.00	350.00	350.00	350.00	
Cell Tower Annual Compliance Inspection	100.00	100.00	100.00	100.00	
Solar Farm Annual Compliance Inspection	N/A	100.00	100.00	300.00	
Commercial Subdivisions:					
Minor	$ 25.00	$ 25.00	$ 25.00	$ 25.00	plus Recording Cost
Improvements Bonding Review	25.00	25.00	25.00	25.00	
Bond Release/Renewal or Reduction	25.00	25.00	25.00	25.00	
Final Plat, each approval	200.00	200.00	200.00	200.00	plus Recording Cost
Major-Sketch, each review	50.00	50.00	50.00	50.00	
Preliminary, each approval by Planning Board	200.00	200.00	200.00	200.00	
Commercial Subdivisions Road Name Sign:					
Regular (2 blades, steel post w/cap, installed)	$ 119.00	$ 119.00	$ 119.00	$ 119.00	
Rename an existing road	200.00	200.00	200.00	200.00	plus replacement sign cost
Theft Deterrent signs	169.00	169.00	169.00	169.00	per sign
Commercial Board of Adjustment:					
Appeal/Admin/Review	$ 100.00	$ 100.00	$ 100.00	$ 100.00	
Special Use Permit	200.00	200.00	200.00	200.00	
Variance request	200.00	200.00	200.00	200.00	

STANLY COUNTY
ADOPTED FEE SCHEDULE FOR FISCAL YEAR 2021

CENTRAL PERMITTING
INSPECTIONS, PLANNING & ZONING, & ENVIRONMENTAL HEALTH

COMMERCIAL CONTINUE

	2020 Adopted	2021 Requested	2021 Recommended	2021 Adopted	
Commercial Zoning Violations:					
1st Offense	$ 50.00	$ 50.00	$ 50.00	$ 50.00	
2nd Offense	200.00	200.00	200.00	200.00	
3rd and Continuing Offense	500.00	500.00	500.00	500.00	
Late Fee	10.00	10.00	10.00	10.00	
Commercial Zoning Applications:					
Accessory Buildings (less than 2,000 sq. ft.)	$ 20.00	$ 20.00	$ 20.00	$ 20.00	
Accessory Buildings (more than 2,000 sq. ft.)	30.00	30.00	30.00	30.00	
Cell Tower co-location (on existing tower)	500.00	500.00	500.00	500.00	
Change of Use/Occupancy	50.00	50.00	50.00	50.00	additional to other fees
Commercial - new and additions up to 5,000 sq. foot	50.00	50.00	50.00	50.00	
Commercial - new and additions over 5,000 sq. foot	100.00	100.00	100.00	100.00	
Industrial- new and additions up to 5,000 sq. foot	75.00	75.00	75.00	75.00	
Industrial- new and additions over 5,000 sq. foot	150.00	150.00	150.00	150.00	
Commercial & Industrial Renovations w/ no sq. footage added	20.00	20.00	20.00	20.00	additional to other fees
Watershed/Flood	35.00	35.00	35.00	35.00	per lot
Commercial Signs:					
Free Standing/Wall/Ground Signs	$ 10.00	$ 10.00	$ 10.00	$ 10.00	
plus signs per sq. foot	0.50	0.50	0.50	0.50	per sq. foot
All Other Signs	10.00	10.00	10.00	10.00	
plus signs per sq. foot	0.50	0.50	0.50	0.50	per sq. foot
Temporary Signs	15.00	15.00	15.00	15.00	each posting/ or event
Billboards/Off Premise Advertising	300.00	300.00	300.00	300.00	
plus signs per sq. foot	1.00	1.00	1.00	1.00	per sq. foot
Commercial Miscellaneous Planning Fees:					
Re-inspect a Planning Permit	$ 20.00	$ 20.00	$ 20.00	$ 20.00	
Ordinances/Plans/Verification-copies					free if emailed
Flood, Zoning, Subdivision, Watershed	0.10	0.10	0.10	0.10	per page
Land Use Plan	50.00	50.00	50.00	50.00	
Zoning Verification Letter (DMV, ALE, etc.)	10.00	10.00	10.00	10.00	
Color Copies (8.5"x11")	1.00	1.00	1.00	1.00	per page
Color Copies (8.5"x14")	2.00	2.00	2.00	2.00	per page
Manufactured Home Surcharge for AMH Program	25.00	25.00	25.00	25.00	addition to other new and used mh's fees
Abandoned Manufactured Home Participation Fee	350.00	350.00	350.00	350.00	per section
Commercial Environmental Health On-Site Fees:					
Site Evaluation (two-acres)	$ 150.00	$ 150.00	$ 150.00	$ 150.00	
Non-Residential Site Evaluation >600gpd	150.00	150.00	150.00	150.00	
Application for Construction Authorization	50.00	50.00	50.00	50.00	
Construction Authorization:					
Type I, II and III systems w/o a pump	50.00	50.00	50.00	50.00	
Type III with pump & Type IV systems	150.00	150.00	150.00	150.00	
Type V and VI systems	450.00	450.00	450.00	450.00	
Expansions	100.00	100.00	100.00	100.00	
Layout Change	100.00	100.00	100.00	100.00	
Transfer of Construction Authorization	100.00	100.00	100.00	100.00	
Existing System Inspection-Reconnection	100.00	100.00	100.00	100.00	
Existing System Inspection site visit necessary	75.00	75.00	75.00	75.00	
Existing System Inspection site visit not necessary	25.00	25.00	25.00	25.00	
Extra visits due to site improperly prepared	50.00	50.00	50.00	50.00	
Engineered Option Permit	Variable	Variable	Variable	Variable	Fee based on total cost of permitting process GS130A-336.1(n), up to thirty percent (30%).
Commercial Well Programs:					
Well Permit Application	$ 50.00	$ 50.00	$ 50.00	$ 50.00	
Well Permit (New wells - includes initial water sample)	200.00	200.00	200.00	200.00	
Abandonment Well Permit	75.00	75.00	75.00	75.00	
Extra visits due to site improperly prepared (Includes site evaluations, existing system inspections and well permit	50.00	50.00	50.00	50.00	
Well Variance Application	75.00	75.00	75.00	75.00	

STANLY COUNTY
ADOPTED FEE SCHEDULE FOR FISCAL YEAR 2021

CENTRAL PERMITTING
INSPECTIONS, PLANNING & ZONING, & ENVIRONMENTAL HEALTH

COMMERCIAL CONTINUE

	2020 Adopted	2021 Requested	2021 Recommended	2021 Adopted	
Microbiology					
Total Coliform/E. coli, P/A - Enzymatic	$ 49.60	$ 50.00	$ 50.00	$ 50.00	
Total Coliform/E. coli, MPN - Enzymatic	52.95	53.00	53.00	53.00	
Fecal Coliform, MPN (Quantitray - Enzymatic	52.95	53.00	53.00	53.00	
Enterococcus, MPN (Quantitray) Enzymatic	50.45	50.00	50.00	50.00	
Iron Bacteria	55.90	56.00	56.00	56.00	
Sulfur/Sulfate - Reducing bacteria	66.90	67.00	67.00	67.00	
Pseudomonas - MTF or MPN (Quantitray) Enzymatic	53.95	54.00	54.00	54.00	
Heterotrophic Plate Count	49.20	49.00	49.00	49.00	
Inorganic Chemistry					
Inorganic Panel (Metals, Anions, Nitrate/Nitrite)	$ 94.90	$ 95.00	$ 95.00	$ 95.00	
Inorganic Panel (Metals, Anions)	92.15	92.00	92.00	92.00	
Metals Panel	84.90	85.00	85.00	85.00	
Individual Metals (1-3 maximum from above, plus Uranium)	69.90	70.00	70.00	70.00	
Lead Follow-up testing	93.90	94.00	94.00	94.00	
Disinfection By-Products-(Bromide, Bromate, Chlorite, chlorate	53.40	53.00	53.00	53.00	
Anions - Fluoride, Chloride, and Sulfate	53.40	53.00	53.00	53.00	
Nitrate/Nitrite	52.70	54.00	54.00	54.00	
Organic Chemistry					
Chlorinated Pesticides	$ 101.50	$ 102.00	$ 102.00	$ 102.00	
Nitrogen-Phosphorus Pesticides	101.50	102.00	102.00	102.00	
Glyphosate	101.50	102.00	102.00	102.00	
EDB,DBCP and TCP	101.50	102.00	102.00	102.00	
Carbomates	101.50	102.00	102.00	102.00	
Chlorinated Acid Herbicides	101.50	102.00	102.00	102.00	
Synthetic Organic Chemicals (SOC) scan	101.50	102.00	102.00	102.00	
Petroleum Products	101.50	102.00	102.00	102.00	
Volatile Organic Chemicals	96.50	97.00	97.00	97.00	
Commercial Food, Lodging, and Institution Fees:					
Swimming Pool Permit-Seasonal	$ 75.00	$ 75.00	$ 75.00	$ 75.00	
Swimming Pool Permit-Annual	150.00	150.00	150.00	150.00	
Swimming Pool Reinspections fee	75.00	75.00	75.00	75.00	pools not ready as notified by owner/operator
Swimming Pool Plan Review	350.00	350.00	350.00	350.00	
Tattoo Artist	300.00	300.00	300.00	300.00	
Plan Review- PC & MFU	75.00	75.00	75.00	75.00	
Plan Review-Food Stands	125.00	125.00	125.00	125.00	
Plan Review-Restaurant	250.00	250.00	250.00	250.00	
Walk-Through for proposed new food service facility	50.00	50.00	50.00	50.00	
Temporary Food Establishment (TFE) Permit	75.00	75.00	75.00	75.00	state established fee
Limited Food Service Establishment (LFSE) Permit	75.00	75.00	75.00	75.00	state established fee
Working without a permit fee		double fee cost			
Commercial Other Central Permitting Fees:					
NSF Check Fee	$ 25.00	$ 25.00	$ 25.00	$ 25.00	
Late Fee for billed customers	1%	1%	1%	1%	of total minimum of $5.00 charge
Technology Fee	2.5%	2.5%	2.5%	2.5%	
Administrative Fee	25.00	25.00	25.00	25.00	

All fees are nonrefundable once work has begun on the service request. There will be a $25.00 administrative fee for all requests for refunds within 6 months of the request for service. After 6 months there is no refund.

STANLY COUNTY
ADOPTED FEE SCHEDULE FOR FISCAL YEAR 2021

CENTRAL PERMITTING
INSPECTIONS, PLANNING & ZONING, & ENVIRONMENTAL HEALTH

RESIDENTIAL

	2020 Adopted	2021 Requested	2021 Recommended	2021 Adopted	
Residential Permits:					
One and Two Family Dwellings & Townhouses	$ 3.85	$ 3.85	$ 3.85	$ 3.85	per thousand of estimated cost of project
One and Two Family Dwellings & Townhouses	85.00	85.00	85.00	85.00	per square foot whichever is greater
Without adding Square Footage	3.85	3.85	3.85	3.85	per thousand of estimated cost of project
Additions to Existing Structures (Habitable Space)	3.85	3.85	3.85	3.85	per thousand of estimated cost of project
Additions to Existing Structures (Habitable Space)	85.00	85.00	85.00	85.00	per square foot whichever is greater
Roof Covered Additions and Accessory Structures (bonus	3.85	3.85	3.85	3.85	per thousand of estimated cost of project
Roof Covered Additions and Accessory Structures (bonus	35.00	35.00	35.00	35.00	per square foot whichever is greater
Finished/Heated Bonus Rooms above Detached Garages	85.00	85.00	85.00	85.00	per square foot
Structures without Roofs	3.85	3.85	3.85	3.85	per thousand of estimated cost of project
Improvements and Repairs	3.85	3.85	3.85	3.85	per thousand of estimated cost of project
Finish Non-Habitable Space	N/A	50.00	50.00	50.00	per square foot whichever is greater
Working without a permit fee		double fee cost			
Residential Modular Home Permits:					
Factory Constructed Modular Unit	$ 300.00	$ 300.00	$ 300.00	$ 300.00	
Site Built Habitable Additions	3.85	3.85	3.85	3.85	per thousand of estimated cost of project
Site Built Habitable Additions	85.00	85.00	85.00	85.00	per square foot whichever is greater
Site Built Non-Habitable Additions	3.85	3.85	3.85	3.85	per thousand of estimated cost of project
Site Built Non-Habitable Additions	35.00	35.00	35.00	35.00	per square foot whichever is greater
Decks	3.85	3.85	3.85	3.85	per thousand of estimated cost of project
Working without a permit fee		double fee cost			
Residential Moved Home Permits:					
Home	$ 300.00	$ 300.00	$ 300.00	$ 300.00	
Additions	3.85	3.85	3.85	3.85	per thousand of estimated cost of project
Additions	85.00	85.00	85.00	85.00	per square foot whichever is greater
Non-Habitable Additions	3.85	3.85	3.85	3.85	per thousand of estimated cost of project
Non-Habitable Additions	35.00	35.00	35.00	35.00	per square foot whichever is greater
Decks	3.85	3.85	3.85	3.85	per thousand of estimated cost of project
Working without a permit fee		double fee cost			

*Total estimated cost includes the building, electrical, mechanical, plumbing and grading site work.
**There is a $50.00 minimum on any permit.
***Remodeling, Alteration and Changes to Load Bearing Parts of Structure must exceed $15,000 without adding square footage.
****Accessory Structures includes garages, carports, porches, unheated storage buildings, and boat houses.
*****Structures without a roof includes decks, patios, piers, steps, and seawalls.
******Improvements and Repairs include swimming pools, re-roofing, siding, and any domestics over $5,000.
*******Moved Home Permit is a fee for taking a home off the foundation and transporting to another location. All other fees still apply.

Residential Mobile Home Permits:					
Single Wide Unit*	$ 225.00	$ 225.00	$ 225.00	$ 225.00	
Double Wide Unit	275.00	275.00	275.00	275.00	
Triple Wide Unit	275.00	275.00	275.00	275.00	
Working without a permit fee		double fee cost			

*Residential Mobile Home Permit includes decks, porches, step, and underpinning.

Residential Inspections Miscellaneous Permits and Fees:					
Homeowner Recovery Fee*	$ 10.00	$ 10.00	$ 10.00	$ 10.00	per applicable permit
Re-inspection Fee**	50.00	50.00	50.00	50.00	per trade
Daycare Inspection	100.00	100.00	100.00	100.00	
Demolition	50.00	50.00	50.00	50.00	
Change of Occupancy/Info/Use Inspections	100.00	100.00	100.00	100.00	
Group Home Inspections	100.00	100.00	100.00	100.00	
Permit refunded within first 6 months with no inspections started	25.00	25.00	25.00	25.00	
Working without a permit fee		double fee cost			

*Homeowner Recovery Fee applies to work performed by Licensed General Contractors on single family homes.
**Re-inspection fee applies to projects that have same violations not corrected on the second trip to job site.
***Moved Home Permit is a fee for taking a home off the foundation and transporting to another location. All other fees still apply.

A permit issued pursuant to G.S. 153-A-357 expire six months, or lesser time fixed by ordinance of the county. Six months after date of issuance if the work authorized by the permit has not commenced, or if the commencement work is discontinued for a period of twelve months, the permit expires immediately. No work can be performed until a new permit has been secured. (G.S. 153-358)

STANLY COUNTY
ADOPTED FEE SCHEDULE FOR FISCAL YEAR 2021

CENTRAL PERMITTING
INSPECTIONS, PLANNING & ZONING, & ENVIRONMENTAL HEALTH

RESIDENTIAL CONTINUE

	2020 Adopted	2021 Requested	2021 Recommended	2021 Adopted	
Residential Electrical Permits:					
New Service	$ 0.50	$ 0.50	$ 0.50	$ 0.50	per amp
Change of Service/Panel Replacement	0.40	0.40	0.40	0.40	per amp
Modular Home	0.40	0.40	0.40	0.40	per amp
Mobile Home	0.40	0.40	0.40	0.40	per amp
Wiring mechanical Equipment	50.00	50.00	50.00	50.00	
Generators	50.00	50.00	50.00	50.00	
Sewer Pumps	50.00	50.00	50.00	50.00	
Saw Services	75.00	75.00	75.00	75.00	
Swimming Pools	50.00	50.00	50.00	50.00	
Load Controls	50.00	50.00	50.00	50.00	
Swimming Pools in ground	75.00	75.00	75.00	75.00	
Swimming Pools above ground	50.00	50.00	50.00	50.00	
Repairs	50.00	50.00	50.00	50.00	
Temporary Power Agreement	N/A	N/A	N/A	N/A	
**There is a $50.00 minimum on any permit.					
Working without a permit fee					
Residential Mechanical Permits:					
Heat Pumps, Gas Furnaces, Oil Furnaces, Package Units	$ 55.00	$ 55.00	$ 55.00	$ 55.00	per unit
Mini Split Systems	50.00	50.00	50.00	50.00	per unit
A/C Units Only	50.00	50.00	50.00	50.00	per unit
Duct Work Only	50.00	50.00	50.00	50.00	
Change Out	55.00	55.00	55.00	55.00	
Unit Heaters	50.00	50.00	50.00	50.00	
Wall Heaters	50.00	50.00	50.00	50.00	
Radiant Heat System	50.00	50.00	50.00	50.00	
Gas Logs, Lights, Grill, Water Heater	50.00	50.00	50.00	50.00	
Gas Line Only	50.00	50.00	50.00	50.00	
Boiler System	55.00	55.00	55.00	55.00	
Modular Home Connections	55.00	55.00	55.00	55.00	
Mobile Home Connections	40.00	40.00	40.00	40.00	
Working without a permit fee		double fee cost			
Residential Plumbing Permits:					
Plumbing Fixtures	$ 3.75	$ 3.75	$ 3.75	$ 3.75	per fixtures
Water/Sewer Lines	30.00	30.00	30.00	30.00	
Water and/or Sewer Service	50.00	50.00	50.00	50.00	
Water Heater Change Out	50.00	50.00	50.00	50.00	
Gas Line	50.00	50.00	50.00	50.00	
Water Softener	50.00	50.00	50.00	50.00	
Irrigation	50.00	50.00	50.00	50.00	
Fire Sprinkler	50.00	50.00	50.00	50.00	excludes City of Albemarle
Working without a permit fee		double fee cost			
*Fixtures are sinks, toilets, tubs, urinals, bidet, washer, water fountains, floor sinks, floor drains, grease traps, clean outs, water heaters, hose bibbs, expansion tanks, backflow preventers, fixture receiving water supply.					
Residential Zoning Fees:					
Rezoning up to 5 acres	$ 150.00	$ 150.00	$ 150.00	$ 150.00	
Rezoning greater than 5 acres	150.00	150.00	150.00	150.00	
Additional Acre over 5	10.00	10.00	10.00	10.00	per acre
Rezoning to an Overlay Zoning District	300.00	300.00	300.00	300.00	per acre
Vested Rights	500.00	500.00	500.00	500.00	
Conditional Use Permit District Rezoning	150.00	150.00	150.00	150.00	plus Recording Cost
Additional Acre over 5	10.00	10.00	10.00	10.00	per acre
Conditional Use Permit Revision	150.00	150.00	150.00	150.00	plus Recording Cost
Conditional Use Permit-Planned Unit Develop District Rezoning	1,000.00	1,000.00	1,000.00	1,000.00	
Additional Acre over 100	5.00	5.00	5.00	5.00	per acre
Conditional Use Permit-Planned Unit Develop District Revision	500.00	500.00	500.00	500.00	plus Recording Cost
Watershed 10/70 allocation	200.00	200.00	200.00	200.00	per acre
Manufactured Home Park review	300.00	300.00	300.00	300.00	
Plus Manufactured Home Park Space	15.00	15.00	15.00	15.00	per space
Manufactured Home Park Inspection	50.00	50.00	50.00	50.00	
Additional Manufactured Home Park Space	5.00	5.00	5.00	5.00	per unit over 10
Text Amendment	150.00	150.00	150.00	150.00	

STANLY COUNTY
ADOPTED FEE SCHEDULE FOR FISCAL YEAR 2021

CENTRAL PERMITTING
INSPECTIONS, PLANNING & ZONING, & ENVIRONMENTAL HEALTH

RESIDENTIAL CONTINUE

	2020 Adopted	2021 Requested	2021 Recommended	2021 Adopted	
Residential Subdivisions:					
Minor	$ 25.00	$ 25.00	$ 25.00	$ 25.00	plus Recording Cost
Improvements bonding review	25.00	25.00	25.00	25.00	
Bond release/renewal or reduction	25.00	25.00	25.00	25.00	
Final Plat, each approval	200.00	200.00	200.00	200.00	plus Recording Cost
Major-Sketch, each review	50.00	50.00	50.00	50.00	
Preliminary, each approval by Planning Board	200.00	200.00	200.00	200.00	
Residential Subdivisions Road Name Sign:					
Regular (2 blades, steel post w/cap, installed)	$ 119.00	$ 119.00	$ 119.00	$ 119.00	
Rename an existing road	200.00	200.00	200.00	200.00	plus replacement sign cost
Theft Deterrent signs	169.00	169.00	169.00	169.00	
Residential Board of Adjustment:					
Appeal/Admin/Review	$ 100.00	$ 100.00	$ 100.00	$ 100.00	
Special Use Permit	200.00	200.00	200.00	200.00	
Variance request	200.00	200.00	200.00	200.00	
Residential Zoning Violations:					
1st Offense	$ 50.00	$ 50.00	$ 50.00	$ 50.00	
2nd Offense	200.00	200.00	200.00	200.00	
3rd and Continuing Offense	500.00	500.00	500.00	500.00	
Late Fee	10.00	10.00	10.00	10.00	
Residential Zoning Applications:					
Accessory Buildings (less than 2,000 sq. ft.)	$ 20.00	$ 20.00	$ 20.00	$ 20.00	
Accessory Buildings (more than 2,000 sq. ft.)	30.00	30.00	30.00	30.00	
Change of Use/Occupancy	50.00	50.00	50.00	50.00	additional to other fees
Renovations with no sq. footage added	20.00	20.00	20.00	20.00	additional to other fees
Manufactured Homes	50.00	50.00	50.00	50.00	per dwelling unit
Site Built Homes	50.00	50.00	50.00	50.00	per dwelling unit
Rural or Customary Home Occupation	35.00	35.00	35.00	35.00	
Watershed/Flood	35.00	35.00	35.00	35.00	per lot
Residential Miscellaneous Planning Fees:					
Re-inspect a planning permit	$ 20.00	$ 20.00	$ 20.00	$ 20.00	
Ordinances/Plans/Verification-copies					free if emailed
Flood, Zoning, Subdivision, Watershed	0.10	0.10	0.10	0.10	per page
Land Use Plan	50.00	50.00	50.00	50.00	
Zoning Verification Letter (DMV, ALE, etc.)	10.00	10.00	10.00	10.00	
Color copies (8.5"x11")	1.00	1.00	1.00	1.00	per page
Color copies (8.5"x14")	2.00	2.00	2.00	2.00	per page
Manufactured Home Surcharge for AMH Program	25.00	25.00	25.00	25.00	addition to other new and used mh's fees
Abandoned Manufactured Home Participation Fee	350.00	350.00	350.00	350.00	per section
Residential On-Site Fees:					
Site Evaluation (two-acres)	$ 150.00	$ 150.00	$ 150.00	$ 150.00	
Application for Construction Authorization	50.00	50.00	50.00	50.00	
Construction Authorization:					
Type I, II and III systems w/o a pump	50.00	50.00	50.00	50.00	
Type III with pump & Type IV systems	150.00	150.00	150.00	150.00	
Type V and VI systems	450.00	450.00	450.00	450.00	
Expansions	100.00	100.00	100.00	100.00	
Layout Change	100.00	100.00	100.00	100.00	
Transfer of Construction Authorization	100.00	100.00	100.00	100.00	
Existing System Inspection-Reconnection	100.00	100.00	100.00	100.00	
Existing System Inspection site visit necessary	75.00	75.00	75.00	75.00	
Existing System Inspection site visit not necessary	25.00	25.00	25.00	25.00	
Extra visits due to site improperly prepared	50.00	50.00	50.00	50.00	

STANLY COUNTY
ADOPTED FEE SCHEDULE FOR FISCAL YEAR 2021

CENTRAL PERMITTING
INSPECTIONS, PLANNING & ZONING, & ENVIRONMENTAL HEALTH

RESIDENTIAL CONTINUE

	2020 Adopted	2021 Requested	2021 Recommended	2021 Adopted	
Residential Well Programs:					
Well Permit Application	$ 50.00	$ 50.00	$ 50.00	$ 50.00	
Well Permit (New wells - includes initial water sample)	200.00	200.00	200.00	200.00	
Abandonment Well Permit	75.00	75.00	75.00	75.00	
Extra visits due to site improperly prepared (Includes site evaluations, existing system inspections and well permit	50.00	50.00	50.00	50.00	
Well Variance Application	75.00	75.00	75.00	75.00	
Residential Water Samples:					
Full Well Panel - includes full inorganic panel and	$ 97.85	$ 100.00	$ 100.00	$ 100.00	
Microbiology					
Total Coliform/E. coli, P/A - Enzymatic	$ 49.60	$ 50.00	$ 50.00	$ 50.00	
Total Coliform/E. coli, MPN - Enzymatic	52.95	53.00	53.00	53.00	
Fecal Coliform, MPN (Quantitray - Enzymatic	52.95	53.00	53.00	53.00	
Enterococcus, MPN (Quantitray) Enzymatic	50.45	50.00	50.00	50.00	
Iron Bacteria	55.90	56.00	56.00	56.00	
Sulfur/Sulfate - Reducing bacteria	66.90	67.00	67.00	67.00	
Pseudomonas - MTF or MPN (Quantitray) Enzymatic	53.95	54.00	54.00	54.00	
Heterotrophic Plate Count	49.20	49.00	49.00	49.00	
Inorganic Chemistry					
Inorganic Panel (Metals, Anions, Nitrate/Nitrite)	$ 94.90	$ 95.00	$ 95.00	$ 95.00	
Inorganic Panel (Metals, Anions)	92.15	92.00	92.00	92.00	
Metals Panel	84.90	85.00	85.00	85.00	
Individual Metals (1-3 maximum from above, plus Uranium)	69.90	70.00	70.00	70.00	
Lead Follow-up testing	93.90	94.00	94.00	94.00	
Disinfection By-Products-(Bromide, Bromate, Chlorite, chlorate	53.40	53.00	53.00	53.00	
Anions - Fluoride, Chloride, and Sulfate	53.40	53.00	53.00	53.00	
Nitrate/Nitrite	52.70	54.00	54.00	54.00	
Organic Chemistry					
Chlorinated Pesticides	$ 101.50	$ 102.00	$ 102.00	$ 102.00	
Nitrogen-Phosphorus Pesticides	101.50	102.00	102.00	102.00	
Glyphosate	101.50	102.00	102.00	102.00	
EDB,DBCP and TCP	101.50	102.00	102.00	102.00	
Carbomates	101.50	102.00	102.00	102.00	
Chlorinated Acid Herbicides	101.50	102.00	102.00	102.00	
Synthetic Organic Chemicals (SOC) scan	101.50	102.00	102.00	102.00	
Petroleum Products	101.50	102.00	102.00	102.00	
Volatile Organic Chemicals	96.50	97.00	97.00	97.00	
Residential Other Central Permitting Fees:					
NSF Check Fee	$ 25.00	$ 25.00	$ 25.00	$ 25.00	
Late Fee for billed customer	1%	1%	1%	1%	of total minimum of $5.00 charge
Technology Fee	2.5%	2.5%	2.5%	2.5%	
Working without a permit fee		double fee cost			
Administrative Fee	25.00	25.00	25.00	25.00	

All fees are nonrefundable once work has begun on the service request. There will be a $25.00 administrative fee for all requests for refunds within 6 months of the request for service. After 6 months there is no refund.

STANLY COUNTY
ADOPTED FEE SCHEDULE FOR FISCAL YEAR 2021

DENTAL CLINIC

	2020 Adopted	2021 Requested	2021 Recommended	2021 Adopted
Dental Services:				
Periodic oral evaluation	$ 40.00	$ 44.00	$ 44.00	$ 44.00
Limited oral evaluation	60.00	66.00	66.00	66.00
Oral evaluation < 3 yrs. of age	60.00	66.00	66.00	66.00
Comp oral eval-new/estab patient	75.00	83.00	83.00	83.00
Detail/extensive oral eval, B/R	80.00	88.00	88.00	88.00
Limited re-evaluation estab patient	50.00	55.00	55.00	55.00
Intraoral-complete series (bw)	118.00	130.00	130.00	130.00
Intraoral-periapical-1st film	22.00	24.00	24.00	24.00
Intraoral-periapical-each add'l	22.00	24.00	24.00	24.00
Intraoral-occlusal film	30.00	33.00	33.00	33.00
Bitewing-single film	20.00	22.00	22.00	22.00
Bitewings-two films	30.00	33.00	33.00	33.00
Bitewings-three films	40.00	44.00	44.00	44.00
Bitewings-four films	50.00	55.00	55.00	55.00
Skull & facial bone survey film	95.00	105.00	105.00	105.00
Panoramic film	95.00	105.00	105.00	105.00
Cephalometric film	95.00	105.00	105.00	105.00
Diagnostic casts	50.00	55.00	55.00	55.00
Prophylaxis-adult	85.00	94.00	94.00	94.00
Prophylaxis-child	58.00	64.00	64.00	64.00
Prophylaxis with fluoride-child	36.00	40.00	40.00	40.00
Fluoride w/o prophylaxis-child	35.00	39.00	39.00	39.00
Fluoride w/o prophylaxis-adult	35.00	39.00	39.00	39.00
Prophylaxis with fluoride-adult	110.00	121.00	121.00	121.00
Topical fluoride varnish	35.00	39.00	39.00	39.00
Sealant-per tooth	40.00	44.00	44.00	44.00
Space maint-fixed-unilateral	210.00	231.00	231.00	231.00
Space maint-fixed-bilateral	415.00	457.00	457.00	457.00
Amalgam-1 surf. prim/perm	95.00	105.00	105.00	105.00
Amalgam-2 surf. prim/perm	105.00	115.00	115.00	115.00
Amalgam-3 surf. prim/perm	120.00	132.00	132.00	132.00
Amalgam-4+ surf. prim/perm	145.00	160.00	160.00	160.00
Resin-one surface, anterior	90.00	100.00	100.00	100.00
Resin-two surfaces, anterior	105.00	115.00	115.00	115.00
Resin-three surfaces, anterior	135.00	149.00	149.00	149.00
Resin-4+ w/incis angle-anterior	170.00	187.00	187.00	187.00
Resin composite crown, anterior	220.00	242.00	242.00	242.00
Resin composite-1s, posterior	110.00	121.00	121.00	121.00
Resin composite-2s, posterior	135.00	149.00	149.00	149.00
Resin composite-3s, posterior	170.00	187.00	187.00	187.00
Resin composite-4+s, posterior	200.00	220.00	220.00	220.00
Prefab stain steel crn-primary	185.00	204.00	204.00	204.00
Prefab stain steel crown-perm	220.00	242.00	242.00	242.00
Prefab stl crown w/resin window	225.00	248.00	248.00	248.00
Sedative filling	90.00	100.00	100.00	100.00
Crown buildup, include any pins	150.00	165.00	165.00	165.00
Pin retention-/tooth, (+ rest)	75.00	83.00	83.00	83.00
Temporary crown (fix tooth)	200.00	220.00	220.00	220.00
Therapeutic pulpotomy(exc rest)	125.00	147.00	147.00	147.00
Pulpal therapy-anterior, primary	155.00	171.00	171.00	171.00
Pulpal therapy-posterior, prim	225.00	248.00	248.00	248.00
Root canal therapy - anterior	450.00	495.00	495.00	495.00
Root canal therapy - bicuspid	650.00	715.00	715.00	715.00
Root canal therapy - molar	700.00	770.00	770.00	770.00
Perio scale & root pln-4+per quad	125.00	138.00	138.00	138.00
Full mouth debridemnt,eval/diag	130.00	143.00	143.00	143.00
Periodontal maintenance	60.00	66.00	66.00	66.00
Maxil partial-metal Base W/sdls	60.00	66.00	66.00	66.00
Mand partial-metal base w/sdls	800.00	880.00	880.00	880.00
Extraction crnl remnts-decid tooth	90.00	99.00	99.00	99.00
Extract, erupted tooth/exposed root	90.00	99.00	99.00	99.00
Extraction-surgical/erupt tooth	230.00	253.00	253.00	253.00
Extraction-impacted/soft tissue	255.00	281.00	281.00	281.00
Extraction-impacted/part bony	305.00	336.00	336.00	336.00
Reimplantation/stabilization	250.00	275.00	275.00	275.00
Biopsy of oral tissue-soft	175.00	193.00	193.00	193.00
Excision benign lesion<=1.25cm	250.00	275.00	275.00	275.00
Incis&drain abscess-intra soft	150.00	165.00	165.00	165.00
Suture of small wounds to 5cm	200.00	220.00	220.00	220.00
Frenulectomy-separate procedure	200.00	220.00	220.00	220.00
Intercept orth trt, quad helix	200.00	220.00	220.00	220.00
Emergency treatment, palliative	50.00	55.00	55.00	55.00
Nitrous Oxide	50.00	55.00	55.00	55.00
Professional hospital call	200.00	220.00	220.00	220.00

STANLY COUNTY
ADOPTED FEE SCHEDULE FOR FISCAL YEAR 2021

ELECTIONS

		2020 Adopted	2021 Requested	2021 Recommended	2021 Adopted	
Voter Registration Listings:						
Printed list		$ 0.05	$ 0.05	$ 0.05	$ 0.05	per page
Labels		0.30	0.30	0.30	0.30	per page
USB Drive		5.00	5.00	5.00	5.00	per USB
Emailed list/labels		no charge	no charge			
*The prices for list/labels is revised in July when new board is sworn in. Prices are actual cost of supplies, exception magnetic medium.						
Copy Fees:						
Black and White		$ 0.05	$ 0.05	$ 0.05	$ 0.05	per page
Color		0.10	0.10	0.10	0.10	per page
USB Drive		10.00	10.00	10.00	10.00	per USB
Maps 11x14		0.20	0.20	0.20	0.20	per map
Maps 8 1/2 x 11		0.10	0.10	0.10	0.10	per map
Sample Ballot (11x14, 2 sided)		0.30	0.30	0.30	0.30	per sample (over 10 copies)
County Filing Fees:						
Clerk of Court	4 years	$ 909.72	$ 909.72	$ 909.72	$ 909.72	
Sheriff	4 years	692.61	692.61	692.61	692.61	
County Commission	4 years	154.32	154.32	154.32	154.32	
Board of Education	4 years	27.00	27.00	27.00	27.00	
NC State House/Ser	2 years	207.00	207.00	207.00	207.00	
Register of Deeds	4 years	529.31	529.31	529.31	529.31	
Soil & Water	4 years	5.00	5.00	5.00	5.00	
*County Filing Fees are calculated on 1% of annual salary as of January 1 in that election year.						
Municipal Filing Fees:						
Albemarle: (Mayor +7 Council)						
Mayor	2 years	$ 20.00	$ 20.00	$ 20.00	$ 20.00	
Council	4 years	10.00	10.00	10.00	10.00	
Badin: (Mayor +5 Council, Mayor chosen by Council)						
Council	4 years	6.00	6.00	6.00	6.00	
Locust: (Mayor +7 Council)						
Mayor	2 years	10.00	10.00	10.00	10.00	
Council	4 years	10.00	10.00	10.00	10.00	
Misenheimer: (Mayor +5 Council, Mayor chosen by Council)						
Council	4 years	5.00	5.00	5.00	5.00	
New London: (Mayor + 5 Commissioners)						
Mayor	4 years	10.00	10.00	10.00	10.00	
Commissioners	4 years	10.00	10.00	10.00	10.00	
County Filing Fees (cont.):						
Norwood: (Mayor + 5 Commissioners)						
Mayor	4 years	40.00	40.00	40.00	40.00	
Commissioners	4 years	20.00	20.00	20.00	20.00	
Oakboro: (Mayor + 5 Commissioners)						
Mayor	2 years	25.00	25.00	25.00	25.00	
Commissioners	4 years	25.00	25.00	25.00	25.00	
Red Cross: (Mayor + 4 Commissioners)						
Mayor	4 years	15.00	15.00	15.00	15.00	
Council	4 years	15.00	15.00	15.00	15.00	
Richfield: (Mayor + 5 Commissioners)						
Mayor	4 years	10.00	10.00	10.00	10.00	
Commissioners	4 years	10.00	10.00	10.00	10.00	
Stanfield: (Mayor + 5 Commissioners)						
Mayor	4 years	20.00	20.00	20.00	20.00	
Commissioners	4 years	20.00	20.00	20.00	20.00	

*Municipal Filing Fees will be set by the municipalities.

STANLY COUNTY
ADOPTED FEE SCHEDULE FOR FISCAL YEAR 2021

EMS

	2020 Adopted	2021 Requested	2021 Recommended	2021 Adopted	
Ambulance Rates:					
BLS Non-Emergency	$ 300.00	$ 397.66	$ 320.00	$ 320.00	
BLS Emergency	440.00	636.25	510.00	510.00	
ALS Non-Emergency	330.00	477.19	380.00	380.00	
ALS 1	523.00	755.55	605.00	605.00	
ALS 2	757.00	1,093.56	875.00	875.00	
SCT	894.00	1,292.38	1,035.00	1,035.00	
TNT	150.00	150.00	150.00	150.00	
Mileage:					
1-17 miles	11.73	13.46	13.25	13.25	
17-49 miles	11.73	13.46	13.25	13.25	
50+ miles	13.00	15.00	15.00	15.00	
Ambulance Medicare Rates:					
BLS Non-Emergency	$ 225.37	$ 227.23	$ 227.23	$ 227.23	
BLS Emergency	360.09	363.57	363.57	363.57	
ALS Non-Emergency	270.44	272.68	272.68	272.68	
ALS 1	428.20	431.74	431.74	431.74	
ALS 2	619.77	624.89	624.89	624.89	
SCT	732.45	738.50	738.50	738.50	
Mileage:					
1-17 miles	11.43	11.54	11.54	11.54	
17-49 miles	7.62	7.69	7.69	7.69	
50+ miles	13.28	13.40	13.40	13.40	
Ambulance Blue Cross Blue Shield Rates:					
BLS Non-Emergency	$ 220.30	$ 225.37	$ 225.37	$ 225.37	
BLS Emergency	342.22	360.09	360.09	360.09	
ALS Non-Emergency	264.36	270.44	270.44	270.44	
ALS 1	406.38	428.20	428.20	428.20	
ALS 2	605.85	619.77	619.77	619.77	
SCT	715.98	732.45	732.45	732.45	
Mileage:					
All mileage	7.23	7.62	7.62	7.62	
TNT	141.04	NA	NA	NA	
Ambulance Medicaid Rates:					
BLS Non-Emergency	$ 72.19	$ 72.19	$ 72.19	$ 72.19	
BLS Emergency	72.19	72.19	72.19	72.19	
ALS Non-Emergency	72.19	72.19	72.19	72.19	
ALS 1	127.23	127.23	127.23	127.23	
ALS 2	132.00	132.00	132.00	132.00	
TNT	72.19	72.19	72.19	72.19	
Mileage:					
Only Out of County Mileage	3.09	3.09	3.09	3.09	
Other Charges:					
Copy of Fees	$ 12.00	$ 12.00	$ 12.00	$ 12.00	
Ambulance Stand by (1unit/2medics)	100.00	100.00	100.00	100.00	per hour

FINANCE

	2020 Adopted	2021 Requested	2021 Recommended	2021 Adopted	
Finance Fees:					
Standard Return Check Fee	$ 25.00	$ 25.00	$ 25.00	$ 25.00	per check
W-2/1099 Replacement Copies	2.00	2.00	2.00	2.00	each
Direct Deposit Replacement Stub	2.00	2.00	2.00	2.00	each

STANLY COUNTY
ADOPTED FEE SCHEDULE FOR FISCAL YEAR 2021

FIRE

	2020 Adopted	2021 Requested	2021 Recommended	2021 Adopted	
Plans Review:					
1 - 1,000 square feet	$ 100.00	$ 100.00	$ 100.00	$ 100.00	
1,001 - 20,000 square feet	125.00	125.00	125.00	125.00	
20,001 - 50,000 square feet	175.00	175.00	175.00	175.00	
50,001 - 70,000 square feet	225.00	225.00	225.00	225.00	
Over 70,000 square feet	275.00	275.00	275.00	275.00	
Re-review Fee	75.00	75.00	75.00	75.00	applied on third submittal and each
Xpress	150.00	150.00	150.00	150.00	subsequent submittal there after
Subdivision Site Plan Review	75.00	75.00	75.00	75.00	
Required Construction Permits:					
(Permit Fee Plus Test Fee)	$ -	$ -			
Automatic Fire Extinguishing Systems					
10 Heads or less	$ 50.00	$ 50.00	$ 50.00	$ 50.00	
More than 10 heads	150.00	150.00	150.00	150.00	
Hood Suppression and like systems					
Wet or Dry Chemical Systems	$ 100.00	$ 100.00	$ 100.00	$ 100.00	
Battery Stationary Storage Systems	100.00	100.00	100.00	100.00	
Compressed Gases in excess of table 105.6.9	100.00	100.00	100.00	100.00	
Cryogenic Fluids in excess of table 105.6.11	100.00	100.00	100.00	100.00	
Fire Alarm & Detection Systems and Related Equipment					
Relocation and/or up to 10 new devices	$ 50.00	$ 50.00	$ 50.00	$ 50.00	
Manual greater than 10 devices	100.00	100.00	100.00	100.00	
Automatic Fire Alarm or EVACS	200.00	200.00	200.00	200.00	
Fire Pumps & Related Equipment	200.00	200.00	200.00	200.00	
Flammable & Combustible Liquids(per tank) or other equip	200.00	200.00	200.00	200.00	
Hazardous Materials	200.00	200.00	200.00	200.00	
Industrial Oven covered by NC Fire Code Chapter 30	100.00	100.00	100.00	100.00	
Spraying or Dipping Operations	100.00	100.00	100.00	100.00	
Standpipe Systems	200.00	200.00	200.00	200.00	
Temporary membrane structures & tents greater than	50.00	50.00	50.00	50.00	
800 sq. ft or tents open on all sides greater than 1800 sq ft/per tent or section of tents					
Reinspection fee for failed Construction Permit					
2nd reinspection	25.00	25.00	25.00	25.00	
3rd reinspection	50.00	50.00	50.00	50.00	
4th reinspection and any thereafter	100.00	100.00	100.00	100.00	

*Any system installation prior to plan review and/or permit issuance will incur a double permit fee.
**Charitable, non-profit, Governmental agencies exempt.

Operational Permits:				
ABC Permit	$ 50.00	$ 50.00	$ 50.00	$ 50.00
Amusement Buildings	100.00	100.00	100.00	100.00
Aviation Facilities	50.00	50.00	50.00	50.00
Carnivals and Fairs	50.00	50.00	50.00	50.00
Covered & open mall buildings	100.00	100.00	100.00	100.00
Exhibits and Trade Shows	50.00	50.00	50.00	50.00
Explosives & like Fireworks				
Blasting 48 hour permit	50.00	50.00	50.00	50.00
Blasting 30 day permit	100.00	100.00	100.00	100.00
Blasting 60 day permit	150.00	150.00	150.00	150.00
Blasting 90 day permit	200.00	200.00	200.00	200.00
Hazardous Materials	100.00	100.00	100.00	100.00
HPM Facilities	100.00	100.00	100.00	100.00
High-piled or High rack storage	100.00	100.00	100.00	100.00
Liquid/gas fueled vehicles/equipment in assembly buildings	150.00	150.00	150.00	150.00
LP-Gas Governed by Dept of Agriculture				
Open burning/Permits obtained through NC Forestry Svc.				
Open flames and candles	50.00	50.00	50.00	50.00
Open flames and torches	50.00	50.00	50.00	50.00
Organic coatings	100.00	100.00	100.00	100.00
Places of assembly (Dance Halls, Night Clubs)	50.00	50.00	50.00	50.00
Pyrotechnic special effects materials	100.00	100.00	100.00	100.00
Proxylin plastic	100.00	100.00	100.00	100.00
Rooftop heliports	100.00	100.00	100.00	100.00
Spraying or dipping	100.00	100.00	100.00	100.00
Storage of scrap tires and tire byproducts'	100.00	100.00	100.00	100.00
Temporary membrane structures & tents	50.00	50.00	50.00	50.00
Tire rebuilding plants	100.00	100.00	100.00	100.00
Waste Handling (wrecking yards, junk yards)	100.00	100.00	100.00	100.00

STANLY COUNTY
ADOPTED FEE SCHEDULE FOR FISCAL YEAR 2021

FIRE CONTINUE

	2020 Adopted	2021 Requested	2021 Recommended	2021 Adopted	
Miscellaneous Fees & Permits					
ABC permit	$ 50.00	$ 50.00	$ 50.00	$ 50.00	
Foster Home	25.00	25.00	25.00	25.00	
Group Homes	25.00	25.00	25.00	25.00	
Burning Permits					
Residential	no charge	no charge	no charge	no charge	
Commercial	no charge	no charge	no charge	no charge	
Fireworks					
Public Display	$ 150.00	$ 150.00	$ 150.00	$ 150.00	
Display indoors	250.00	250.00	250.00	250.00	
Tents					
Tents for Public Usage exceeding 120 sq. feet	$ 50.00	$ 50.00	$ 50.00	$ 50.00	
Use of Air Structures	50.00	50.00	50.00	50.00	
Temporary kiosks or displays for merchandising	50.00	50.00	50.00	50.00	
Citations:					
Violation of NC Fire Code, Building Code, and/or County Code, Open Burning Codes, County Permits, and State Fire Codes:					
1st Offense	$ 250.00	$ 250.00	$ 250.00	$ 250.00	per each day that violation continues
2nd Offense	500.00	500.00	500.00	500.00	per each day that violation continues
3rd and Continuing Offense	1,000.00	1,000.00	1,000.00	1,000.00	per each day that violation continues
Violation of Occupancy Limits:					
1st Offense	$ 150.00	$ 150.00	$ 150.00	$ 150.00	per each day that violation continues
2nd Offense	250.00	250.00	250.00	250.00	per each day that violation continues
3rd and Continuing Offense	500.00	500.00	500.00	500.00	per each day that violation continues
Violation of Locked or Blocked Exits, condition posing immediate danger on or about the premise:					
1st Offense	$ 250.00	$ 250.00	$ 250.00	$ 250.00	per each day that violation continues
2nd Offense	500.00	500.00	500.00	500.00	per each day that violation continues
3rd and Continuing Offense	1,000.00	1,000.00	1,000.00	1,000.00	per each day that violation continues
Violation for parking in Fire Lane, Blocking Fire Hydrant, Failure to Place Hazardous Materials Warning Signs where required:					
1st Offense	$ 50.00	$ 50.00	$ 50.00	$ 50.00	per each day that violation continues
2nd Offense	100.00	100.00	100.00	100.00	per each day that violation continues
3rd and Continuing Offense	200.00	200.00	200.00	200.00	per each day that violation continues

GIS

	2020 Adopted	2021 Requested	2021 Recommended	2021 Adopted	
Line Map Fees:					
Line Map 8.5 X 11	$ 1.00	$ 1.00	$ 1.00	$ 1.00	per copy
Line Map 11 x 17	1.00	1.00	1.00	1.00	per copy
Line Map 18 X 24	3.00	3.00	3.00	3.00	per copy
Line Map 30 X 30	5.00	5.00	5.00	5.00	per copy
Line Map 36 X 36	6.00	6.00	6.00	6.00	per copy
Line Map 42 X 42	8.00	8.00	8.00	8.00	per copy
Aerial Map Fees:					
Aerial Map 8.5 X 11	$ 3.00	$ 3.00	$ 3.00	$ 3.00	per copy
Aerial Map 11 x 17	3.00	3.00	3.00	3.00	per copy
Aerial Map 18 X 24	5.00	5.00	5.00	5.00	per copy
Aerial Map 30 X 30	6.00	6.00	6.00	6.00	per copy
Aerial Map 36 X 36	8.00	8.00	8.00	8.00	per copy
Aerial Map 42 X 42	10.00	10.00	10.00	10.00	per copy

STANLY COUNTY
ADOPTED FEE SCHEDULE FOR FISCAL YEAR 2021

GENERAL HEALTH DEPARTMENT

	2020 Adopted	2021 Requested	2021 Recommended	2021 Adopted
New Patient (Sick):				
Office Visit-Brief	$ 63.00	$ 63.00	$ 63.00	$ 63.00
Office Visit-Prob. Focus.	94.00	94.00	94.00	94.00
Office Visit-Expanded	133.00	133.00	133.00	133.00
Office Visit-Mod. Comp.	195.00	195.00	195.00	195.00
Office Visit-Comp.	245.00	245.00	245.00	245.00
Established Patient (Sick):				
Office Visit-Brief	$ 35.00	$ 35.00	$ 35.00	$ 35.00
Office Visit-Prob. Focus.	57.00	57.00	57.00	57.00
Office Visit-Expanded	79.00	79.00	79.00	79.00
Office Visit-Mod. Comp.	123.00	123.00	123.00	123.00
Office Visit-Comp.	183.00	183.00	183.00	183.00
New Patient Preventative Vaccinations:				
under 1 year old	$ 90.00	$ 90.00	$ 90.00	$ 90.00
1- 4 years old	90.00	90.00	90.00	90.00
5 -11 years old	152.00	152.00	152.00	152.00
12 - 17 years old	169.00	169.00	169.00	169.00
18 - 39 years old	167.00	167.00	167.00	167.00
40 - 64 years old	199.00	199.00	199.00	199.00
64 years old & older	215.00	215.00	215.00	215.00
Established Patient Preventative Vaccinations:				
under 1 year old	$ 90.00	$ 90.00	$ 90.00	$ 90.00
1- 4 years old	90.00	90.00	90.00	90.00
5 -11 years old	125.00	125.00	125.00	125.00
12 - 17 years old	146.00	146.00	146.00	146.00
18 - 39 years old	142.00	142.00	142.00	142.00
40 - 64 years old	158.00	158.00	158.00	158.00
64 years old & older	175.00	175.00	175.00	175.00
Consultation Office Visit:				
L1 Problem Focused	$ 150.00	$ 150.00	$ 150.00	$ 150.00
L2 Exp Problem Focused	170.00	170.00	170.00	170.00
L3 Detailed Visit	190.00	190.00	190.00	190.00
L4 Comp Mod Complexity	302.00	302.00	302.00	302.00
Office Consultation	302.00	302.00	302.00	302.00
Other visit codes				
STD/TB control and treatment	$ 19.00	$ 19.00	$ 19.00	$ 19.00
TB Screening Form	10.00	10.00	10.00	10.00
Postnatal Home Visit	135.00	135.00	135.00	135.00
Newborn Home Visit	163.00	163.00	163.00	163.00
Maternal Care Skilled Nurse Home Visit	135.00	135.00	135.00	135.00
Limited Physical Adult	40.00	40.00	40.00	40.00
Limited Physical, sports	40.00	40.00	40.00	40.00
Limited Physical, DOC	70.00	70.00	70.00	70.00
Family Planning:				
Start Oral Contraceptive Pills	$ 10.00	$ 10.00	$ 10.00	$ 10.00
Depo Provera 150 mg	22.00	22.00	22.00	22.00
IUD Insertion	234.00	234.00	234.00	234.00
IUD Removal	75.00	75.00	75.00	75.00
IUD Check	35.00	35.00	35.00	35.00
Paragard	250.00	250.00	250.00	250.00
Mirena	315.00	315.00	315.00	315.00
Nexplanon	400.00	400.00	400.00	400.00
Nexplanon Inserts	355.00	355.00	355.00	355.00
Nexplanon Removal	118.00	118.00	118.00	118.00
Nexplanon Removal and Reinsertion	436.00	436.00	436.00	436.00
Pill replacement	5.00	5.00	5.00	5.00
Procedures				
Ambulatory BP	$ 5.00	$ 5.00	$ 5.00	$ 5.00
Vision Testing	5.00	5.00	5.00	5.00

STANLY COUNTY
ADOPTED FEE SCHEDULE FOR FISCAL YEAR 2021

GENERAL HEALTH DEPARTMENT CONTINUE

	2020 Adopted	2021 Requested	2021 Recommended	2021 Adopted
Laboratory:				
1 hour Glucose QW	$ 7.00	$ 7.00	$ 7.00	$ 7.00
3 hour Glucose QW	18.00	18.00	18.00	18.00
Additional past 3 QW	6.00	6.00	6.00	6.00
Lab Processing Fee(Lab Corp/State)	15.00	15.00	15.00	15.00
Venipuncture	5.00	5.00	5.00	5.00
Venipuncture <3y/o	15.00	15.00	15.00	15.00
Lab specimen for f/u NB Screening				
Blood Glucose (FS)	5.00	5.00	5.00	5.00
Blood Occult (Stool)	5.00	5.00	5.00	5.00
Chlamydia probe				
GC Probe				
GC Culture	11.00	11.00	11.00	11.00
GC Smear	6.00	6.00	6.00	6.00
Hemoglobin	3.00	3.00	3.00	3.00
Pregnancy Test	25.00	25.00	25.00	25.00
Streptococcus Screen	15.00	15.00	15.00	15.00
Total Cholesterol	6.00	6.00	6.00	6.00
Urinalysis Dipstick	5.00	5.00	5.00	5.00
Wet Mount	5.00	5.00	5.00	5.00
Quick Vue Flu Test M-QW	20.00	20.00	20.00	20.00
Hemoglobin A1C M-QW	14.00	14.00	14.00	14.00
MicroAlbumin Screen	4.00	4.00	4.00	4.00
Rabies Titer (every 2 yrs)				
Injections:				
Injection (SC or IM) Fee	$ 19.00	$ 19.00	$ 19.00	$ 19.00
PPD Nonstate vaccine	10.00	10.00	10.00	10.00
Local Immunizations:				
Adm. 1 vaccine < 8 years EP modifier	$ 20.00	$ 20.00	$ 20.00	$ 20.00
Adm. Additional < 8 years EP modifier	15.00	15.00	15.00	15.00
Adm. 1 vaccine	20.00	20.00	20.00	20.00
Adm. Additional	15.00	15.00	15.00	15.00
Imm. Adm. Nasal or Oral	14.00	14.00	14.00	14.00
Hib	11.00	11.00	11.00	11.00
DTaP	26.00	27.00	27.00	27.00
Gardasil	204.00	273.00	273.00	273.00
Hepatitis A Adult	40.00	83.00	83.00	83.00
Hepatitis A pediatric	26.00	41.00	41.00	41.00
Hepatitis B Adult	43.00	69.00	69.00	69.00
Hepatitis B Pediatric	23.00	41.00	41.00	41.00
Influenza >3 y/o	30.00	30.00	30.00	30.00
Influenza <3 y/o	30.00	30.00	30.00	30.00
IPOL	300.00	32.69	32.69	32.69
Kinrix	48.00	50.00	50.00	50.00
Menactra	109.00	118.00	118.00	118.00
Bexero	142.00	223.00	223.00	223.00
MMR	71.00	95.00	95.00	95.00
MMRV	218.00	278.00	278.00	278.00
Pediarix	67.00	67.00	67.00	67.00
Pentacel	87.00	92.00	92.00	92.00
Pneumonia	95.00	132.00	132.00	132.00
Prevnar	178.00	237.00	237.00	237.00
Quadracel	51.00	52.00	52.00	52.00
Rabies	267.00	279.00	279.00	279.00
Rotovirus	108.00	104.00	104.00	104.00
Shingrx	145.00	164.00	164.00	164.00
Tdap	35.00	52.00	52.00	52.00
Twinrix	76.00	134.00	134.00	134.00
Varivax	122.00	167.00	167.00	167.00
Zostavax	200.00	282.00	282.00	282.00
Td	32.00	34.00	34.00	34.00
Other Services:				
OAE Limited Screening	$ 31.00	$ 31.00	$ 31.00	$ 31.00
Tympanometry	15.00	15.00	15.00	15.00
Audiometry	9.00	9.00	9.00	9.00
Electrocardiogram	26.00	26.00	26.00	26.00
Spirometer	33.00	33.00	33.00	33.00
Dest. of Lesion-Male	99.00	99.00	99.00	99.00
Dest. of Lesion-Female	101.00	101.00	101.00	101.00
Dental Varnish	35.00	35.00	35.00	35.00
Dental Varnish 2	60.00	60.00	60.00	60.00

STANLY COUNTY
ADOPTED FEE SCHEDULE FOR FISCAL YEAR 2021

HOME HEALTH

	2020 Adopted	2021 Requested	2021 Recommended	2021 Adopted
Services:				
Nursing	$ 125.00	$ 125.00	$ 125.00	$ 125.00
Physical Therapy	150.00	150.00	150.00	150.00
Speech Pathology	150.00	150.00	150.00	150.00
Occupational Therapy	150.00	150.00	150.00	150.00
Medical Social Worker	200.00	200.00	200.00	200.00
Home Health Aide Services	75.00	75.00	75.00	75.00

LIBRARY

	Term	2020 Adopted	2021 Requested	2021 Recommended	2021 Adopted	
Overdue Fines:						
Books	21 Days	$ 0.20	$ 0.20	$ 0.20	$ 0.20	per day with a maximum fee of $10.00
Books on Tape	21 Days	0.20	0.20	0.20	0.20	per day with a maximum fee of $10.00
Hooked on Phonics	21 Days	0.20	0.20	0.20	0.20	per day with a maximum fee of $10.00
Videos	21 Days	0.20	0.20	0.20	0.20	per day with a maximum fee of $10.00
Audio/Visual Equipm	Variable	1.00	1.00	1.00	1.00	per day with a maximum fee of $50.00
Inter-Library Loan	Variable	1.00	1.00	1.00	1.00	per day with a maximum fee of $50.00

*At one week overdue, an Overdue Notice will be mailed or e-mailed to the responsible patron.
**At three weeks overdue, a second Overdue Notice will be mailed or e-mailed to the responsible patron.
***At nine weeks overdue, the item is declared lost and a bill is generated and mailed to the patron for the cost of the materials.
****Long overdue materials may not be renewed.
*****Items not reserved may be renewed one time. Video materials cannot be renewed at all.
******Upon return of overdue materials, the patron will be responsible for payment of all accumulated fines.
*******Upon declaration of loss of long overdue materials, the patron will be responsible for the cost of the material;
if the lost materials are returned in good condition, only the applicable overdue fines will be charged.

	2020 Adopted	2021 Requested	2021 Recommended	2021 Adopted
Checkout Limits:				
Adults:				
Audio books	30	30	30	30
Books	30	30	30	30
Large Print Books	30	30	30	30
Music/Other Audio	30	30	30	30
Videos/DVD's	10	10	10	10
Magazines(Branches only)	10	10	10	10
Multi-Media Kits	5	5	5	5
Software	5	5	5	5
AV Equipment	2	2	2	2
Laptop PC (Locust in house only)	1	1	1	1
Juveniles & Part-time Residents:				
Audio books	15	15	15	15
Books	15	15	15	15
Large Print Books	15	15	15	15
Music/Other Audio	15	15	15	15
Videos/DVD's	5	5	5	5
Magazines(Branches only)	5	5	5	5
Multi-Media Kits	5	5	5	5
Software	5	5	5	5
Must have Library Directors Approval:				
Maps				
Microforms				
Newspapers				
Manuscripts				
Photographs				
Vertical Files				

	2020 Adopted	2021 Requested	2021 Recommended	2021 Adopted	
Services:					
Out of County Library Card Individual	$ 35.00	$ 35.00	$ 35.00	$ 35.00	per year
Out of County Library Card Family	50.00	50.00	50.00	50.00	per year
Lost Library Card	2.00	2.00	2.00	2.00	per card
Interlibrary Loan Fee	3.00	3.00	3.00	3.00	per request
Printing Fee	0.10	0.10	0.10	0.10	per page
Temporary Library Card	-	-	-	-	no charge unless out of county fee applies
Proctoring Services	20.00	20.00	20.00	20.00	
Meeting Room Rentals:					
Non-Profit	10.00	10.00	10.00	10.00	
Profit	25.00	25.00	25.00	25.00	

STANLY COUNTY
ADOPTED FEE SCHEDULE FOR FISCAL YEAR 2021

REGISTER OF DEEDS

LAND RECORDS

	2020 Adopted	2021 Requested	2021 Recommended	2021 Adopted	
General instruments :					
Instruments except deeds of trust and mortgages	$ 26.00	$ 26.00	$ 26.00	$ 26.00	first 15 pages
Additional Page	4.00	4.00	4.00	4.00	per page
Deeds of Trusts	56.00	56.00	56.00	56.00	first 15 pages
Additional Page	4.00	4.00	4.00	4.00	per page
Additional Assignment index reference	10.00	10.00	10.00	10.00	per reference
State Excise Tax on Real Estate Conveyances	2.00	2.00	2.00	2.00	per thousand
Multiple Instruments in One Document	10.00	10.00	10.00	10.00	each instrument
Nonstandard Document	25.00	25.00	25.00	25.00	per document
Satisfaction	NA	NA	NA	NA	

*Nonstandard Document, for registering or filing any document not in compliance with the recording standards adopted G.S 161-14(b)

Plats:					
Original or Revised Plat Recorded	$ 21.00	$ 21.00	$ 21.00	$ 21.00	per sheet or page
Copy 18x24	3.00	3.00	3.00	3.00	per sheet
Copy 24x36	6.00	6.00	6.00	6.00	
Highway Right of Way Plat	21.00	21.00	21.00	21.00	first page
	5.00	5.00	5.00	5.00	each additional page
Uniform Commercial Code:					
1 to 2 pages	$ 38.00	$ 38.00	$ 38.00	$ 38.00	
3 to 10 pages	45.00	45.00	45.00	45.00	up to 10 pages
11 or more pages	2.00	2.00	2.00	2.00	per page

*Uniform Commercial Code: original financing statements and amendments whose collateral includes good that are or are to become fixtures, timber to be cut or as-extracted collateral should be filed in the local office. Local filing fees for initial financing statements, correction statement, and all amendment including terminations.

Military Service Record:				
Filing and recording discharge	no fee	no fee	no fee	no fee
Certified Copy	no fee	no fee	no fee	no fee

REGISTER OF DEEDS

VITAL RECORDS

	2020 Adopted	2021 Requested	2021 Recommended	2021 Adopted	
Birth/Death/Marriage Certified Copy	$ 10.00	$ 10.00	$ 10.00	$ 10.00	
If 62 years of age, may waive fee for birth certificate					
EBRS Certified Copy of Births					
EBRS Search	$ 24.00	$ 24.00	$ 24.00	$ 24.00	State $14, County $10
Additional Copies at time of original purchase	15.00	15.00	15.00	15.00	State $5, County $10
Marriage License Fee:					
Marriage License Issuance	$ 60.00	$ 60.00	$ 60.00	$ 60.00	County retains 24.10 - 10% automation fund = 21.69 (- $35.90 other fees)
Marriage License Correction	10.00	10.00	10.00	10.00	
Delayed Marriage License with 1 certificate copy	20.00	20.00	20.00	20.00	
Marriage License reprint	5.00	5.00	5.00	5.00	
Delayed Birth Certificate:					
Preparation of paperwork for birth to be registered to another	$ 10.00	$ 10.00	$ 10.00	$ 10.00	
Registration for Papers prepared in another county	10.00	10.00	10.00	10.00	
Papers and registration in same county, with 1 certified copy	20.00	20.00	20.00	20.00	
Amendment of Birth or Death Record:					
County Fee	$ 10.00	$ 10.00	$ 10.00	$ 10.00	
NC Vital Records Fee	15.00	15.00	15.00	15.00	
Legitimations:					
County Fee	$ 10.00	$ 10.00	$ 10.00	$ 10.00	
NC Vital Records Fee	15.00	15.00	15.00	15.00	
Notary Public:					
Notary Public Oath	$ 10.00	$ 10.00	$ 10.00	$ 10.00	
Notary Authentication	5.00	5.00	5.00	5.00	
Misc. Fees:					
Certified Document copies	5.00	5.00	5.00	5.00	1st page
additional page	2.00	2.00	2.00	2.00	
Postage Fee Documents up to 12 pages	1.00	1.00	1.00	1.00	
Postage Fee Documents 13 +	2.00	2.00	2.00	2.00	
Copies	0.25	0.25	0.25	0.25	per page
Credit Card Convenience Fee	4%	4%	4%	4%	of purchase
Mailed copies	$2.00	$2.00	$2.00	$2.00	1st page
Additional Pages	0.25	0.25	0.25	0.25	each additional page
Postage Fee Documents over 12 pages	2.00	2.00	2.00	2.00	
Convenience Fee (Credit Card Users)	4%	4%	4%	4%	of purchase

STANLY COUNTY
ADOPTED FEE SCHEDULE FOR FISCAL YEAR 2021

SHERIFF'S DEPARTMENT

	2020 Adopted	2021 Requested	2021 Recommended	2021 Adopted
Services:				
Fingerprinting	$ 10.00	$ 10.00	$ 10.00	$ 10.00
Gun Permits	5.00	5.00	5.00	5.00
Civil Papers	30.00	30.00	30.00	30.00
Out-of-State Papers	50.00	50.00	50.00	50.00
Concealed Carry Permit (New)	90.00	90.00	90.00	90.00
Concealed Carry Permit (Renewal)	75.00	75.00	75.00	75.00
Concealed Carry Permit (Duplicate)	15.00	15.00	15.00	15.00

SOLID WASTE

	2020 Adopted	2021 Requested	2021 Recommended	2021 Adopted	
Solid Waste Fees:					
Yearly Household Fee	$ 85.00	$ 93.50	$ 90.00	$ 90.00	per year

TAX ASSESSOR

	2020 Adopted	2021 Requested	2021 Recommended	2021 Adopted	
Assessor Fees:					
Small Maps	$ 1.00	$ 1.00	$ 1.00	$ 1.00	each
Delinquency Scrolls	200.00	200.00	200.00	200.00	each

TRANSPORTATION

	2020 Adopted	2021 Requested	2021 Recommended	2021 Adopted	
Individual Trip Cost:					
Miles	$ 1.99	$ 2.05	$ 2.05	$ 2.05	per mile
*General public riders pay as they ride.					
Agencies Zone Fare System:					
Zone A: includes the city limits of Albemarle	$ 3.00	$ 3.00	$ 3.00	$ 3.00	round trip
Zone B: include the 5 mile area outside of the city limits	5.00	5.00	5.00	5.00	round trip
Zone C: include the 10 mile area outside of the city limits	7.00	7.00	7.00	7.00	round trip
Zone D: include the 15 mile area outside of the city limits	9.00	9.00	9.00	9.00	round trip
Zone E: include the 20 mile area outside of the city limits	11.00	11.00	11.00	11.00	round trip
Zone F: include the 20+ mile area outside of the city limits	13.00	13.00	13.00	13.00	round trip
E&D Passengers					
Out of County-areas of Charlotte, Concord, Monroe, Statesville, Pinehurst, and Salisbury	$ 20.00	$ 20.00	$ 20.00	$ 20.00	per day
Out of County-areas of Greensboro, Chapel Hill, Durham Winston-Salem	30.00	30.00	30.00	30.00	per day

STANLY COUNTY
ADOPTED FEE SCHEDULE FOR FISCAL YEAR 2021

UTILITIES
WATER DISTRICTS

	2020 Adopted	2021 Requested	2021 Recommended	2021 Adopted
Residential/Water:				
under 2,000	$ 24.18	$ 24.91	$ 24.91	$ 24.91
over 2,000				
per 1,000	$ 12.39	$ 12.76	$ 12.76	$ 12.76
per gallons	0.01239	$0.01276	$0.01276	$0.01276
Commercial/Fire Hydrant				
under 2,000	$ 30.24	$ 31.15	$ 31.15	$ 31.15
over 2,000				
per 1,000	$ 13.97	$ 14.39	$ 14.39	$ 14.39
per gallons	0.01397	$0.01439	$0.01439	$0.01439
Industrial/Agricultural/Institutional/Flushing Hydrant				
up to 20,000	$ 276.20	$ 284.48	$ 284.48	$ 284.48
over 20,000				
per 1,000	$ 3.90	$ 4.02	$ 4.02	$ 4.02
per gallons	0.00390	$0.00402	$0.00402	$0.00402
Fire Line				
up to 1,000	$ 42.07	$ 43.33	$ 43.33	$ 43.33
over 1,000				
per 1,000	$ 13.96	$ 14.38	$ 14.38	$ 14.38
per gallons	0.01396	$0.01438	$0.01438	$0.01438
Fire Event				
per 1,000	$ 2.69	$ 2.78	$ 2.78	$ 2.78
Town of Stanfield:				
under 700,000				
per 1,000				
per gallons	$ 2.62	$ 2.70	$ 2.70	$ 2.70
over 700,000	0.00262	0.00270	0.00270	0.00270
per 1,000				
per gallons	$ 2.70	$ 2.78	$ 2.78	$ 2.78
	0.00270	$0.00278	$0.00278	$0.00278
ALCOA Water:				
up to 1,500				
1,500 -150,000	$ 21.73	$ 22.38	$ 22.38	$ 22.38
per 1,000				
per gallons	$ 5.12	$ 5.27	5.27000	5.27000
150,000 - 1,500,000	0.00512	$0.00527	$ 0.01	$ 0.01
per 1,000				
per gallons	$ 4.36	$ 4.49	4.49000	4.49000
over 1,500,000	0.00436	$0.00449	$ 0.00	$ 0.00
per 1,000				
per gallons	$ 3.15	$ 3.24	3.24000	3.24000
	0.00315	$0.00324	$ 0.00	$ 0.00
Out of County Service Surcharge Fee:				
Residential/Water (new)	$ 21.00	$ 21.63	$ 22.00	$ 22.00
Residential/Water (grandfathered)	12.75	18.13	22.00	22.00
Commercial/Fire Hydrant (new)	21.00	21.63	22.00	22.00
Commercial/Fire Hydrant (grandfatered)	12.75	18.13	22.00	22.00

STANLY COUNTY
ADOPTED FEE SCHEDULE FOR FISCAL YEAR 2021

UTILITIES
WASTE WATER SERVICES

	2020 Adopted	2021 Requested	2021 Recommended	2021 Adopted	
All Districts Sewer: (Except Richfield)					
All Consumption					
per 1,000	$ 8.60	$ 8.86	$ 8.86	$ 8.86	
per gallons	0.00860	0.00886	0.00886	0.00886	
Minimum Sewer Charge	$ 17.21	$ 17.73	17.73	17.73	
Richfield Sewer:					
Richfield Residential/Sewer:					
under 2,000	$ 28.00	$ 28.00	28.00	28.00	
over 2,000					
per 1,000	$ 7.00	$ 7.00	7.00	7.00	
per gallons	$0.00700	$0.00700	0.0070	0.0070	
Richfield Commercial/Sewer:					
under 2,000	$ 38.00	$ 38.00	38.00	38.00	
over 2,000					
per 1,000	$ 7.50	$ 7.50	7.50	7.50	
per gallons	$0.00750	$0.00750	0.00750	0.00750	
Waste Water Service without Public Water Service:					
1 person Household	$ 17.21	$ 17.73	$ 17.73	$ 17.73	expected loading gallons/mth 2,000
2 person Household	30.10	$ 31.01	$ 31.01	$ 31.01	expected loading gallons/mth 4,500
3 person Household	43.00	$ 44.29	$ 44.29	$ 44.29	expected loading gallons/mth 6,750
4 person Household	55.90	$ 57.58	$ 57.58	$ 57.58	expected loading gallons/mth 9,000
5 person Household	68.80	$ 70.86	$ 70.86	$ 70.86	expected loading gallons/mth 11,250
6 person Household	81.70	$ 84.15	$ 84.15	$ 84.15	expected loading gallons/mth 13,500
No Information	51.60	$ 53.14	$ 53.14	$ 53.14	expected loading gallons/mth 6,000
West Stanly WWTP Municipal Bulk Customers					
per 1,000	$ 5.0715	$ 5.2236	$ 5.2236	$ 5.2236	
Out of County Sewer Service					
Municipal sewer charges for Cabarrus County residents (new residents on or after July 1, 2018)					
per 1,000	$ 17.21	$ 17.73	$ 17.73	$ 17.73	
per gallons	0.01720	$ 0.01772	0.01772	0.01772	

UTILITIES
OTHER FEES

	2020 Adopted	2021 Requested	2021 Recommended	2021 Adopted
Water Tap Fees:				
3/4" Tap	$ 1,155.00	$ 1,265.00	$ 1,265.00	$ 1,265.00
1" Tap	1,800.00	2,150.00	2,150.00	2,150.00
2" Tap	5,100.00	By Estimate	By Estimate	By Estimate
Privilege Tap Fee Only	N/A	N/A	N/A	N/A

*Privilege Tap Fee, customer will be billed monthly for remaining amount.
**Any Tap larger than 2" will need to referred to the Utilities Director for cost estimate.
***Any tap water tap crossing a 4 lane or designated roadway will require a $2,500 plus the cost of the water tap due to 3rd party boring expenses for residential only. Commercial shall be by cost estimate.

Sewer Tap Fees:				
4" Sewer Tap	$ 1,155.00	$ 1,190.00	$ 1,190.00	$ 1,190.00
2" Sewer Pump Tap	$ 1,155.00	1,400.00	1,400.00	$ 1,400.00

*Any sewer tap larger than 6" will need to referred to the Utilities Director for cost.
***Any sewer tap crossing a 4 lane or designated roadway will require a fee of $2,500 plus the cost of the sewer tap due to 3rd party boring expenses for residential only. Commercial shall be by cost estimate.

Meter Fees: (Includes Installation)				
3/4 "	$ 300.00	$ 510.00	$ 510.00	$ 510.00
1"	400.00	730.00	730.00	730.00
2"	675.00	1,025.00	1,025.00	1,025.00
Hydrant Meter Deposit	75.00	80.00	80.00	80.00
Meter Tampering First Offense	52.50	200.00	200.00	200.00
Meter Test	15.00	20.00	20.00	20.00
Construction Only Fee:				
3/4 "	$ 855.00	$ 855.00	$ 855.00	$ 855.00
1"	1,400.00	1,520.00	1,520.00	1,520.00
2"	By Estimate	By Estimate	By Estimate	By Estimate
Administrative Fees and Deposits				
Deposit Green Credit Rating	N/A	40.00	40.00	40.00
Deposit Yellow Credit Rating	N/A	100.00	100.00	100.00
Deposit Red Credit Rating	N/A	160.00	160.00	160.00
Deposit Hydrant Meter	N/A	80.00	80.00	80.00
Application Service Fee	N/A	21.00	21.00	21.00
Late Penalty	20.00	30.00	30.00	30.00
Express Fee	25.00	35.00	35.00	35.00
Security Deposit	45.00	NA	NA	NA
Service Fee	15.00	NA	NA	NA
Return Bad Check Fee	25.00	35.00	35.00	25.00