STANLY COUNTY
NORTH CAROLINA

MONTHLY
FINANCIAL REPORT

For Three Months Ended
September 30, 2018

STANLY COUNTY
NORTH CAROLINA
Water. Air. Land. Success.

Prepared and Issued by:
Stanly County Finance Department

STANLY COUNTY, NORTH CAROLINA
FISCAL YEAR 2018-2019

Page

MONTHLY FINANCIAL REPORTS

General Fund:

Revenue and Expense Graphic - Comparative FY 2019 with FY 2019	1
Revenue Graphic by Source - Comparative FY 2018 with FY 2019	2
Revenue Graphic by Source - Compared to Amended Budget 2019	3
Expense Graphic by Function - Comparative FY 2018 with FY 2019	4
Expense Graphic by Function - Compared to Amended Budget 2019	5

All Fund Financial Information:

Financial information - All Operating Funds	6-9
Financial information - Project Funds	10-13

General Fund:

Comparative Cash Position - Five years	14

Investment Report	15

General Fund:

Fund Balance Calculation	16

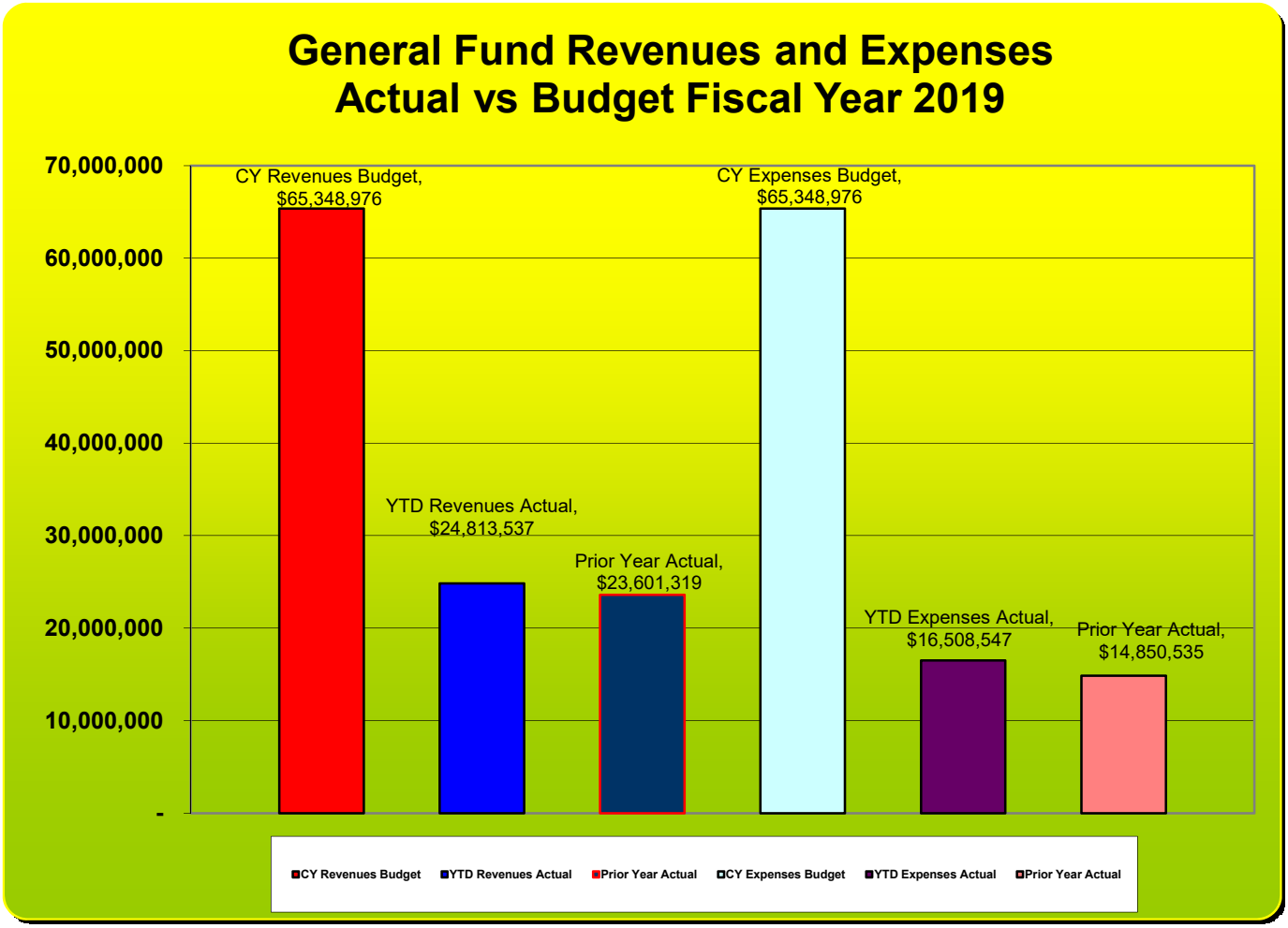
General Fund Revenues and Expenses
Actual vs Budget Fiscal Year 2019
70,000,000
60,000,000
50,000,000
40,000,000
30,000,000
20,000,000
10,000,000
-
CY Revenues Budget, $65,348,976
YTD Revenues Actual, $24,813,537
Prior Year Actual, $23,601,319
CY Expenses Budget, $65,348,976
YTD Expenses Actual, $16,508,547
Prior Year Actual, $14,850,535
CY Revenues Budget
YTD Revenues Actual
Prior Year Actual
CY Expenses Budget
YTD Expenses Actual
Prior Year Actual

Stanly County
General Fund Revenues by Source
For the Three Months Ended September 30, 2018
with Comparative September 30, 2017

REVENUES:

	09/30/18	09/30/17	Variance	Percent
Ad Valorem Taxes	$ 18,426,024.12	$ 17,895,274.11	$ 530,750.01	102.97%
Sales Taxes	912,116.92	857,646.29	54,470.63	0.00%
Other Taxes	133,082.73	107,538.98	25,543.75	123.75%
Restricted Intergovernmental	1,359,005.64	1,130,852.31	228,153.33	120.18%
Licenses and Permits	232,949.57	245,807.14	(12,857.57)	94.77%
Sales and Services	2,826,404.73	2,577,259.07	249,145.66	109.67%
Investment Earnings	124,771.62	55,971.77	68,799.85	222.92%
Miscellaneous	799,181.81	730,968.87	68,212.94	109.33%
Totals	$ 24,813,537.14	$ 23,601,318.54	$ 1,212,218.60	105.14%

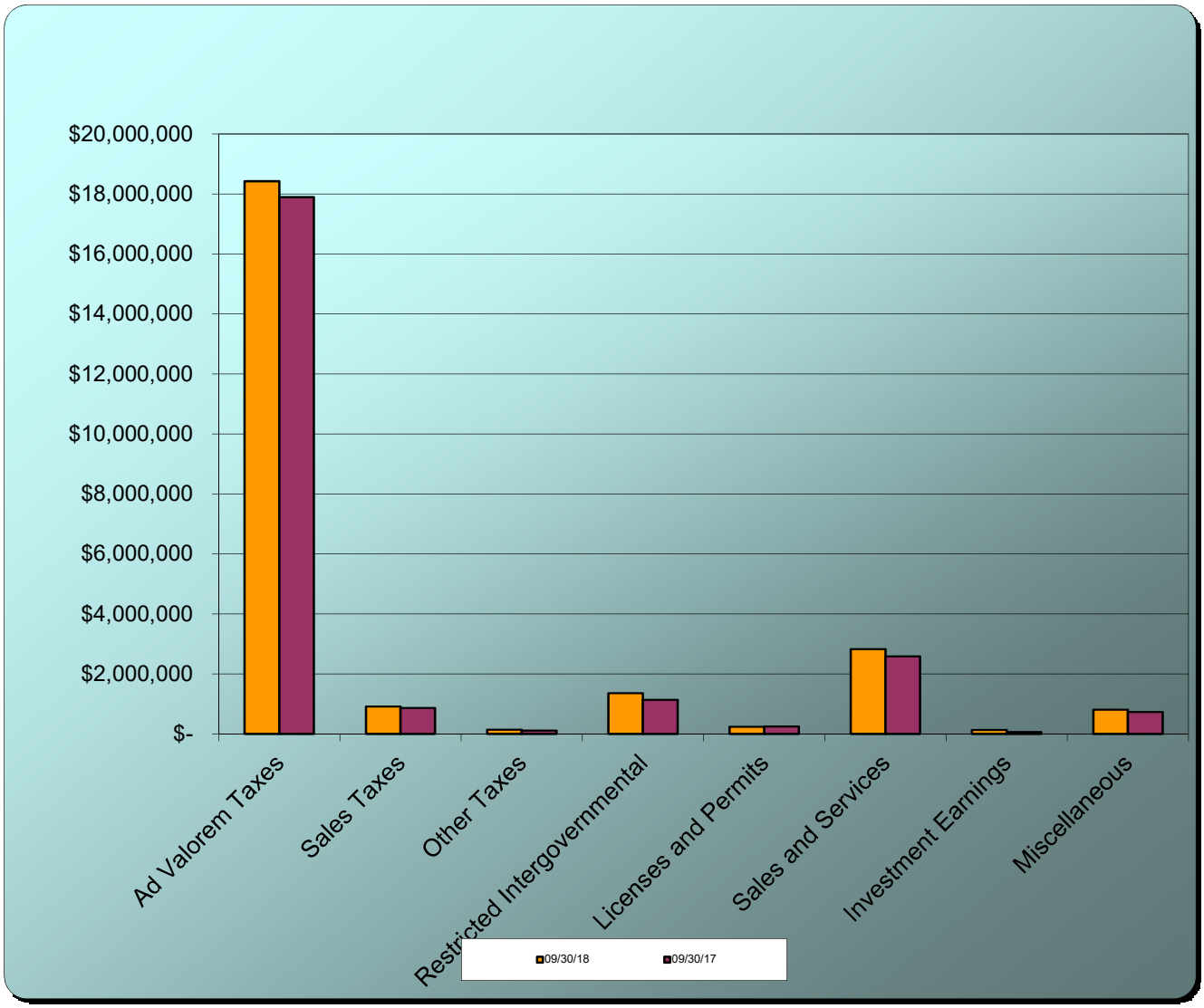

Stanly County
General Fund Budget by Source Compared to Actual Revenues
For the Three Months Ended September 30, 2018

REVENUES:	Amended Budget	Actual	Actual Over/(Under)	Percent Collected
Ad Valorem Taxes	$ 32,724,500.00	$ 18,426,024.12	$ (14,298,475.88)	56.31%
Sales Taxes	9,750,000.00	912,116.92	(8,837,883.08)	9.36%
Other Taxes	676,000.00	133,082.73	(542,917.27)	19.69%
Restricted Intergovernmental	8,447,906.00	1,359,005.64	(7,088,900.36)	16.09%
Licenses and Permits	1,013,666.00	232,949.57	(780,716.43)	22.98%
Sales and Services	8,741,377.00	2,826,404.73	(5,914,972.27)	32.33%
Investment Earnings	275,000.00	124,771.62	(150,228.38)	45.37%
Miscellaneous	790,900.00	799,181.81	8,281.81	101.05%
Fund Balance Appropriated	2,929,627.00	-	(2,929,627.00)	0.00%
Totals	$ 65,348,976.00	$ 24,813,537.14	$ (40,535,438.86)	37.97%

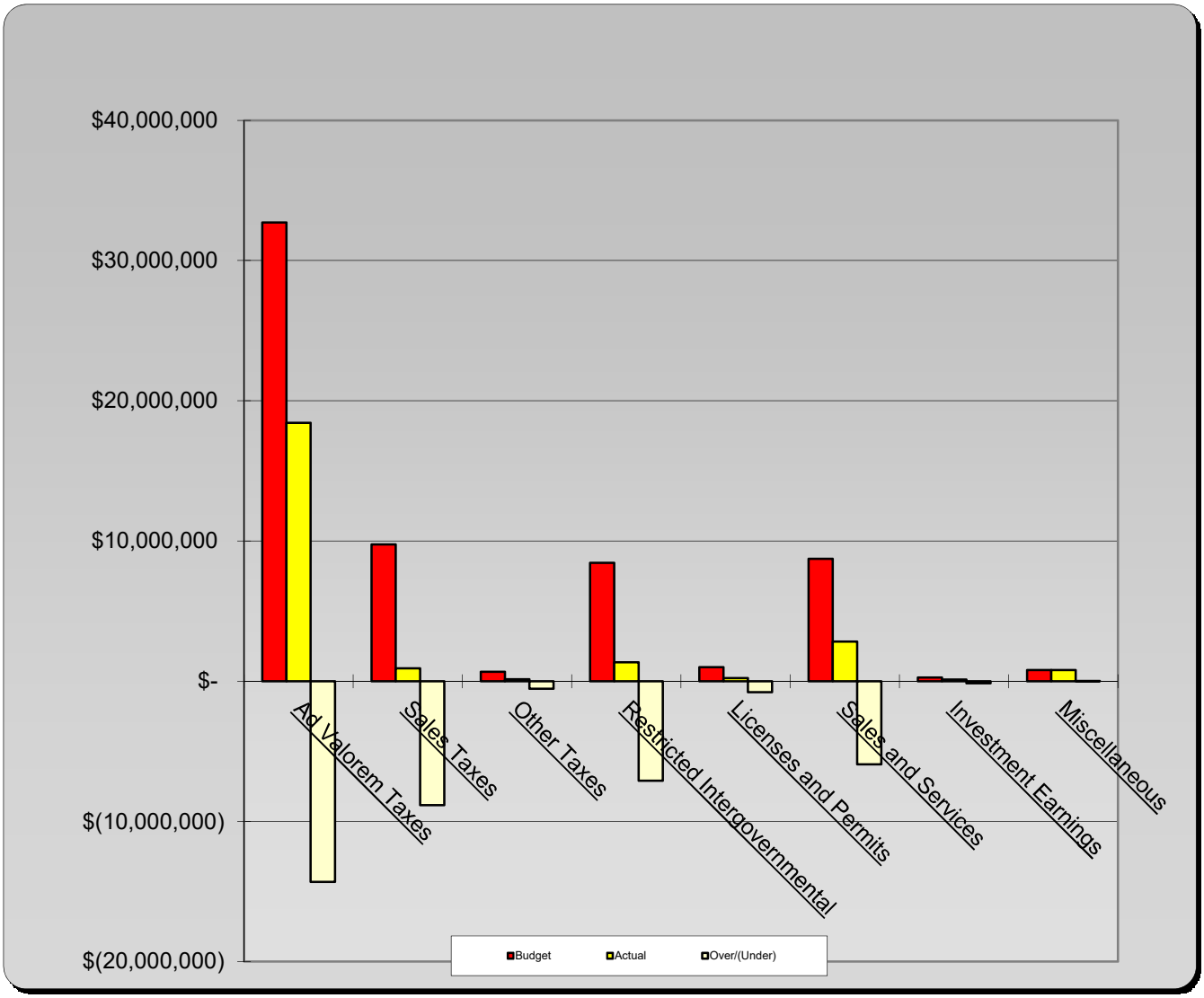

Stanly County
General Fund Expenses
For the Three Months Ended September 30, 2018
with Comparative September 30, 2017

EXPENSES:

	09/30/18	09/30/17	Variance	Percent
General Government	$ 1,444,731.94	$ 1,526,235.94	$ (81,504.00)	94.66%
Public Safety	3,879,045.17	3,545,724.02	333,321.15	109.40%
Transportation	284,815.48	259,046.26	25,769.22	109.95%
Environmental Protection	261,672.25	221,911.89	39,760.36	117.92%
Economic and Physical Development	426,044.39	383,555.43	42,488.96	111.08%
Human Services	3,387,460.43	3,565,679.91	(178,219.48)	95.00%
Education	4,828,694.79	4,144,310.47	684,384.32	116.51%
Culture and Recreation	353,196.52	387,636.38	(34,439.86)	91.12%
Debt Service	1,486,543.45	709,710.33	776,833.12	209.46%
Special Appropriations	50,000.00	25,000.00	25,000.00	200.00%
Transfers and Contingency	106,342.50	81,724.00	24,618.50	130.12%
Totals	$ 16,508,546.92	$ 14,850,534.63	$ 1,658,012.29	111.16%

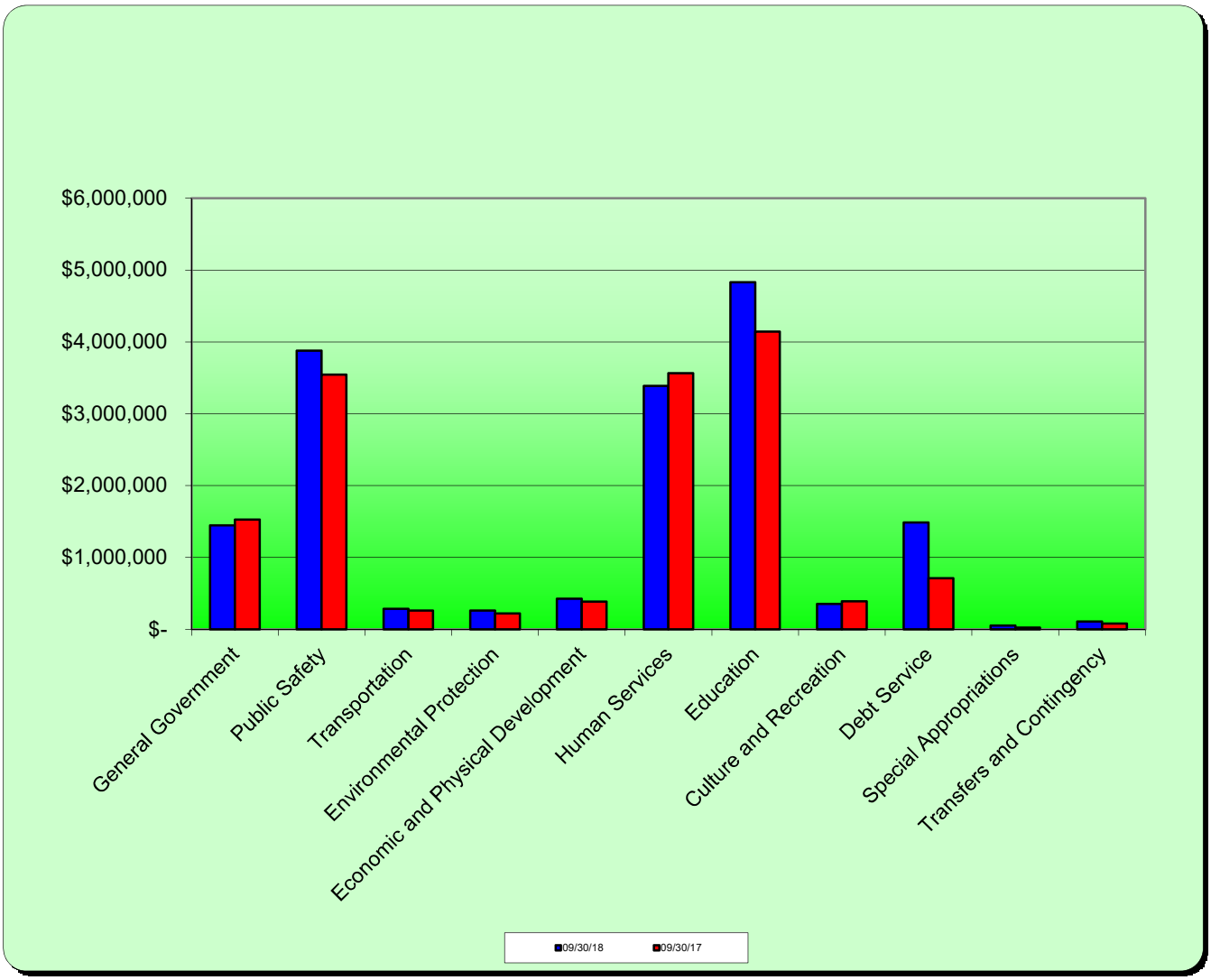

Stanly County
General Fund Budget by Function Compared to Actual Expenses
For the Three Months Ended September 30, 2018

EXPENSES:	Amended Budget	Actual	Over/(Under)	Percent Expended
General Government	$ 6,004,573.00	$ 1,444,731.94	$ (4,426,688.07)	26.28%
Public Safety	16,097,171.00	3,879,045.17	(11,759,187.22)	26.95%
Transportation	1,282,770.00	284,815.48	(830,211.41)	35.28%
Environmental Protection	1,371,812.00	261,672.25	(651,032.53)	52.54%
Economic and Physical Development	1,914,346.00	426,044.39	(1,488,301.61)	22.26%
Human Services	16,543,249.00	3,387,460.43	(11,980,875.49)	27.58%
Education	16,301,672.00	4,828,694.79	(11,472,977.21)	29.62%
Culture & Recreation	1,571,832.00	353,196.52	(1,194,563.28)	24.00%
Debt Service	3,341,181.00	1,486,543.45	(1,854,637.55)	44.49%
Special Appropriations	160,000.00	50,000.00	(110,000.00)	31.25%
Transfers & Contingency	760,370.00	106,342.50	(654,027.50)	13.99%
Totals	$ 65,348,976.00	$ 16,508,546.92	$ (46,422,501.87)	28.96%

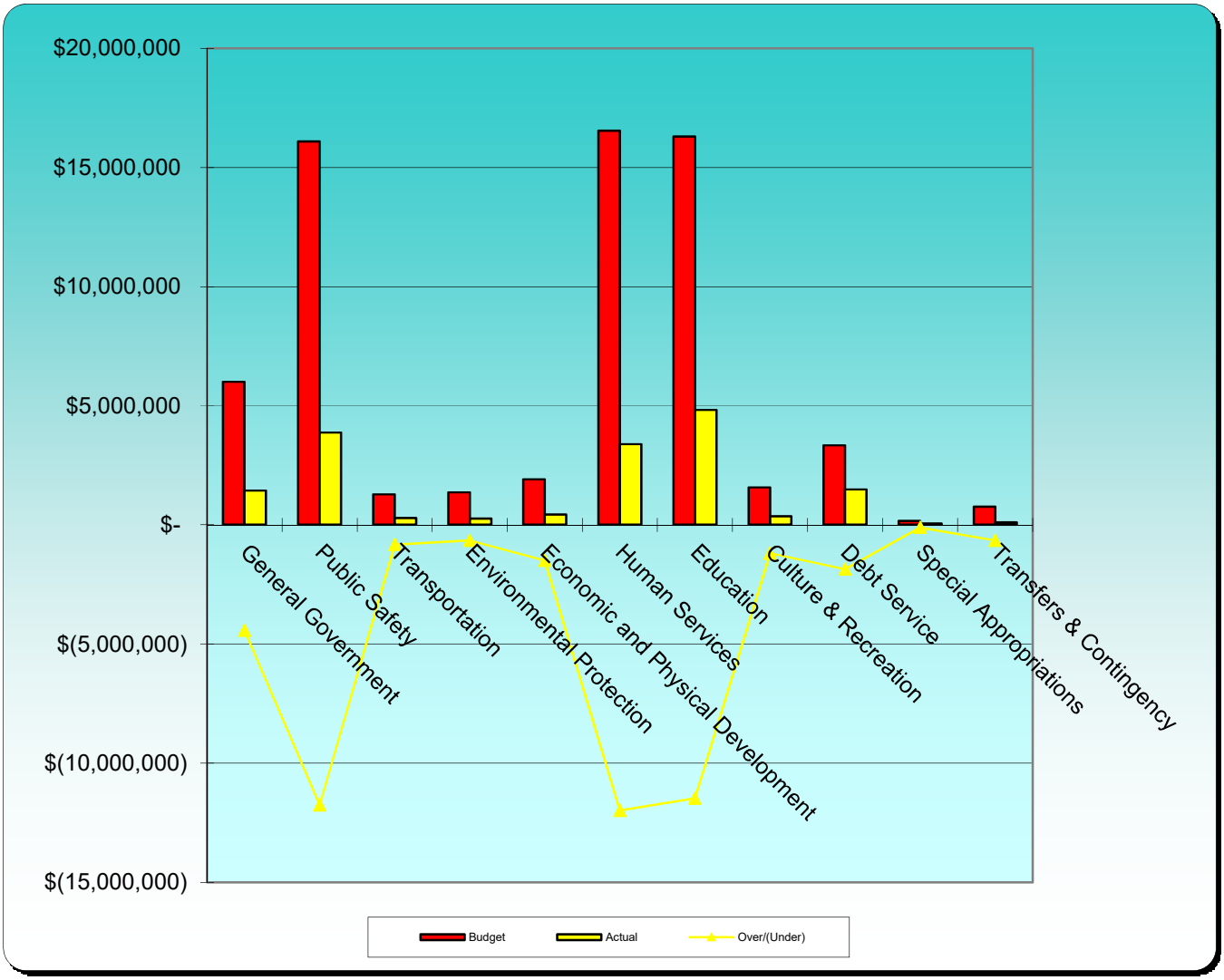

Stanly County
Comparative Monthly Financial Report
For the Three Months Ended September 30, 2018

		AMENDED BUDGET	*Y-T-D TRANSACTIONS	UNCOLLECTED REVENUE OR APPROPRIATIONS REMAINING	% COLLECTED OR EXPENDED	LAST YEAR'S Y-T-D TRANSACTIONS
GENERAL FUND 110						
REVENUES:						
Depart 3100-	Ad Valorem Taxes	$ 32,724,500.00	$ 18,426,024.12	$ 14,298,475.88	56.31%	$ 17,895,274.11
Depart 3200-	Other Taxes	10,316,000.00	1,045,199.65	9,270,800.35	10.13%	965,185.27
Depart 3320-	State Shared Revenue	695,500.00	22,470.34	673,029.66	3.23%	20,883.46
Depart 3323-	Court	125,000.00	31,824.31	93,175.69	25.46%	30,119.80
Depart 3330-	Intergovt Chg for Services	175,000.00	115,900.75	59,099.25	66.23%	105,788.36
Depart 3340-	Building Permits	604,500.00	141,820.06	462,679.94	23.46%	153,719.06
Depart 3347-	Register of Deeds	334,666.00	72,942.06	261,723.94	21.80%	74,992.88
Depart 3414-	Tax And Revaluation	100.00	113.00	(13.00)	113.00%	87.00
Depart 3417-	Election Fees	6,100.00	780.28	5,319.72	12.79%	38.80
Depart 3431-	Sheriff	676,696.00	498,100.23	178,595.77	73.61%	493,701.34
Depart 3432-	Jail	331,152.00	86,946.40	244,205.60	26.26%	90,280.82
Depart 3433-	Emergency Services	57,733.00	10,783.15	46,949.85	18.68%	10,783.15
Depart 3434-	FIRE	10,050.00	2,800.00	7,250.00	N/A	1,100.00
Depart 3437-	EMS-Ambulance	2,660,000.00	713,789.02	1,946,210.98	26.83%	644,337.35
Depart 3439-	Emergency 911	1,000.00	517.20	482.80	N/A	702.76
Depart 3450-	Transportation	995,774.00	247,328.51	748,445.49	24.84%	135,450.93
Depart 3471-	Solid Waste	1,080,375.00	554,157.51	526,217.49	51.29%	521,506.87
Depart 3490-	Central Permitting	15,220.00	3,735.84	11,484.16	24.55%	4,036.23
Depart 3491-	Planning and Zoning	62,875.00	20,948.92	41,926.08	33.32%	14,147.99
Depart 3492-	Rocky River RPO	136,278.00	26,594.00	109,684.00	19.51%	26,594.00
Depart 3494-	EDC	110,000.00	-	110,000.00	N/A	-
Depart 3495-	Cooperative Extension	25,785.00	2,995.03	22,789.97	11.62%	3,185.16
Depart 3500-	Health Department	4,349,424.00	918,111.98	3,431,312.02	21.11%	812,971.14
Depart 3523-	Juvenile Justice	101,570.00	24,034.00	77,536.00	23.66%	20,268.00
Depart 3530-	Social Services	5,185,226.00	840,063.40	4,345,162.60	16.20%	751,706.86
Depart 3538-	Senior Services	209,014.00	67,695.28	141,318.72	32.39%	46,197.38
Depart 3586-	Aging Services	674,845.00	58,549.08	616,295.92	8.68%	40,657.06
Depart 3587-	Veteran Service	-	-	-	N/A	-
Depart 3611-	Stanly County Library	146,050.00	36,875.46	109,174.54	25.25%	41,125.54
Depart 3613-	Recreation Plan	-	-	-	N/A	-
Depart 3614-	Historical Preservation	-	-	-	N/A	-
Depart 3616-	Civic Center	64,750.00	16,645.75	48,104.25	25.71%	39,193.75
Depart 3831-	Investments	275,000.00	124,771.62	150,228.38	45.37%	55,971.77
Depart 3834-	Rent Income	224,267.00	41,652.76	182,614.24	18.57%	56,084.33
Depart 3835-	Sale of Surplus Property	15,000.00	14,451.09	548.91	96.34%	5,750.61
Depart 3838-	Loan Proceeds	163,601.00	-	163,601.00	N/A	536,142.92
Depart 3839-	Miscellaneous	61,811.00	644,916.34	(583,105.34)	1043.37%	3,333.84
Depart 3980-	Transfer From Other Funds	-	-	-	N/A	-
Depart 3991-	Fund Balance	2,734,114.00	-	2,734,114.00	N/A	-
	TOTAL REVENUES	65,348,976.00	24,813,537.14	40,535,438.86	37.97%	23,601,318.54
GENERAL FUND 110						
EXPENSES:						
Depart 4110-	Governing Body	237,892.00	80,797.88	157,094.12	33.96%	86,472.98
Depart 4120-	Administration	470,677.00	123,984.31	346,692.69	26.34%	108,401.61
Depart 4130-	Finance	508,028.00	131,032.51	376,995.49	25.79%	114,596.89
Depart 4141-	Tax Assessor	828,658.00	194,362.03	625,795.97	24.48%	186,600.85
Depart 4143-	Tax Revaluation	421,359.00	102,724.07	318,634.93	24.38%	94,656.05
Depart 4155-	Attorney	424,254.00	156,423.57	267,830.43	36.87%	52,888.29
Depart 4160-	Clerk	11,516.00	248.16	11,267.84	2.15%	-
Depart 4163-	Judge's Office	6,544.00	141.48	6,402.52	2.16%	63.16
Depart 4164-	District Attorney	-	-	-	N/A	-
Depart 4170-	Elections	405,661.00	95,321.89	308,989.11	23.83%	74,498.08
Depart 4180-	Register of Deeds	402,870.00	70,923.25	331,946.75	17.60%	60,857.72
Depart 4210-	Info Technology	946,828.00	266,764.14	636,346.46	32.79%	534,690.39
Depart 4260-	Facilities Management	1,340,286.00	222,008.65	1,038,691.76	22.50%	212,509.92
	Total General Government	6,004,573.00	1,444,731.94	4,426,688.07	26.28%	1,526,235.94

* Y-T-D Transactions column does not include encumbrances.

Stanly County
Comparative Monthly Financial Report
For the Three Months Ended September 30, 2018

		AMENDED BUDGET	*Y-T-D TRANSACTIONS	UNCOLLECTED REVENUE OR APPROPRIATIONS REMAINING	% COLLECTED OR EXPENDED	LAST YEAR'S Y-T-D TRANSACTIONS
Depart 4310-	Sheriff	7,539,509.00	1,809,923.50	5,365,752.15	28.83%	1,809,028.87
Depart 4321-	Juvenile Justice	199,070.00	44,294.51	154,775.49	22.25%	38,288.94
Depart 4325	Criminal Justice Partnership	-	-	-	N/A	-
Deptart 4326	JCPC	-	-	-	N/A	-
Depart 4330-	Emergency Services	5,298,357.00	1,475,481.43	3,762,356.06	28.99%	1,193,692.75
Depart 4350-	Inspections	453,357.00	112,671.95	340,685.05	24.85%	87,664.34
Depart 4360-	Medical Examiner	40,000.00	8,000.00	32,000.00	20.00%	3,500.00
Depart 4380-	Animal Control	415,817.00	97,700.71	298,555.29	28.20%	85,337.91
Depart 4395-	911 Emergency	2,151,061.00	330,973.07	1,805,063.18	16.08%	328,211.21
	Total Public Safety	16,097,171.00	3,879,045.17	11,759,187.22	26.95%	3,545,724.02
Depart 4540-	Total Transportation	1,282,770.00	284,815.48	830,211.41	35.28%	259,046.26
Depart 4710-	Solid Waste	1,165,240.00	216,274.57	489,858.21	57.96%	187,438.83
Depart 4750-	Fire Forester	94,860.00	16,909.94	77,950.06	17.83%	14,297.04
Depart 4960-	Soil & Water Conservation	111,712.00	28,487.74	83,224.26	25.50%	20,176.02
	Total Environmental Protection	1,371,812.00	261,672.25	651,032.53	52.54%	221,911.89
Depart 4902-	Economic Development	721,515.00	186,735.92	534,779.08	25.88%	172,643.48
Depart 4905-	Occupancy Tax	219,500.00	41,980.59	177,519.41	19.13%	16,214.10
Depart 4910-	Planning and Zoning	286,558.00	64,541.66	222,016.34	22.52%	58,156.00
Depart 4911-	Central Permitting	272,853.00	65,080.19	207,772.81	23.85%	71,532.39
Depart 4912-	Rocky River RPO	136,278.00	31,674.23	104,603.77	23.24%	31,201.60
Depart 4950-	Cooperative Extension	277,642.00	36,031.80	241,610.20	12.98%	33,807.86
	Total Economic Development	1,914,346.00	426,044.39	1,488,301.61	22.26%	383,555.43
Depart 5100-	Health Department	6,182,891.00	1,303,979.60	4,044,022.49	34.59%	1,243,064.67
Depart 5210-	Piedmont Mental Health	205,160.00	50,510.35	154,649.65	24.62%	50,292.47
Depart 5300-	Dept of Social Services	8,482,301.00	1,696,881.86	6,731,748.67	20.64%	1,965,737.63
Depart 5380-	Aging Services	1,039,793.00	188,447.23	571,676.95	45.02%	188,969.16
Depart 5381-	Senior Center	552,538.00	127,835.77	418,377.35	24.28%	98,998.92
Depart 5820-	Veterans	80,566.00	19,805.62	60,400.38	25.03%	18,617.06
	Total Human Services	16,543,249.00	3,387,460.43	11,980,875.49	27.58%	3,565,679.91
Depart 5910-	Stanly BOE	14,648,970.00	4,300,841.52	10,348,128.48	29.36%	3,633,421.18
Depart 5920-	Stanly Community College	1,652,702.00	527,853.27	1,124,848.73	31.94%	510,889.29
	Total Education	16,301,672.00	4,828,694.79	11,472,977.21	29.62%	4,144,310.47
Depart 6110-	Stanly Library	1,248,686.00	278,587.43	955,578.82	23.47%	276,137.54
Depart 6160-	Agri Center	323,146.00	74,609.09	238,984.46	26.04%	111,498.84
	Total Culture and Recreation	1,571,832.00	353,196.52	1,194,563.28	24.00%	387,636.38
Depart 9000-	Total Special Appropriations	160,000.00	50,000.00	110,000.00	31.25%	25,000.00
Depart 9100-	Total Debt Service	3,341,181.00	1,486,543.45	1,854,637.55	44.49%	709,710.33
Depart 9800-	Transfers	660,370.00	106,342.50	554,027.50	16.10%	81,724.00
Depart 9910-	Contingency	100,000.00	-	100,000.00	0.00%	-
	Total Transfers and Contingency	760,370.00	106,342.50	654,027.50	13.99%	81,724.00
	TOTAL EXPENSES	65,348,976.00	16,508,546.92	46,422,501.87	28.96%	14,850,534.63
	OVER (UNDER) REVENUES	$ -	$ 8,304,990.22	$ (5,887,063.01)	N/A	$ 8,750,783.91

Stanly County
Comparative Monthly Financial Report
For the Three Months Ended September 30, 2018

		AMENDED BUDGET	*Y-T-D TRANSACTIONS	UNCOLLECTED REVENUE OR APPROPRIATIONS REMAINING	% COLLECTED OR EXPENDED	LAST YEAR'S Y-T-D TRANSACTIONS
EMERGENCY TELEPHONE E-911 260						
REVENUES:						
Depart 3439-	Surcharge	$ 408,734.00	$ 34,060.75	$ 374,673.25	8.33%	$ 68,468.32
Depart 3831-	Investment Earnings	-	219.04	(219.04)	N/A	0.69
Depart 3991-	Fund Balance	45,512.00	-	45,512.00	N/A	-
	TOTAL REVENUES	454,246.00	34,279.79	419,966.21	7.55%	68,469.01
EXPENSES:						
Depart 4396-	E-911 Operations	454,246.00	99,235.12	354,798.38	21.89%	117,379.65
	TOTAL EXPENSES	454,246.00	99,235.12	354,798.38	21.89%	117,379.65
	OVER (UNDER) REVENUES	$ -	$ (64,955.33)	$ 65,167.83	N/A	$ (48,910.64)
FIRE DISTRICTS 295						
REVENUES:						
Depart 3100-	Ad Valorem Taxes	$ 2,951,625.00	$ 1,599,236.02	$ 1,352,388.98	54.18%	$ 1,545,970.57
	TOTAL REVENUES	2,951,625.00	1,599,236.02	1,352,388.98	54.18%	1,545,970.57
EXPENSES:						
Depart 4100-	Comm 1.5 % Admin	52,000.00	16,662.37	35,337.63	32.04%	12,457.60
Depart 4340-	Fire Service	2,899,625.00	1,506,128.40	1,393,496.60	51.94%	1,394,870.93
	TOTAL EXPENSES	2,951,625.00	1,522,790.77	1,428,834.23	51.59%	1,407,328.53
	OVER (UNDER) REVENUES	$ -	$ 76,445.25	$ (76,445.25)	N/A	$ 138,642.04
GREATER BADIN OPERATING 611						
REVENUES:						
Depart 3710-	Operating Revenues	$ 439,500.00	$ 93,758.68	$ 345,741.32	21.33%	$ 91,083.75
Depart 3991-	Fund Balance Appropriated	-	-	-	N/A	-
	TOTAL REVENUES	439,500.00	93,758.68	345,741.32	21.33%	91,083.75
EXPENSES:						
Depart 7110-	Administration	146,663.00	9,246.00	137,417.00	6.30%	-
Depart 7120-	Operations	292,837.00	56,974.62	222,160.38	24.14%	70,242.82
Depart 9800-	Tranfer to Other Funds	-	-	-	N/A	
	TOTAL EXPENSES	439,500.00	66,220.62	359,577.38	18.18%	70,242.82
	OVER (UNDER) REVENUES	$ -	$ 27,538.06	$ (13,836.06)	N/A	$ 20,840.93
PINEY POINT OPERATING 621						
REVENUES:						
Depart 3710-	Operating Revenues	$ 158,100.00	$ 35,716.80	$ 122,383.20	22.59%	$ 35,572.89
	TOTAL REVENUES	158,100.00	35,716.80	122,383.20	22.59%	35,572.89
EXPENSES:						
Depart 7110-	Administration	96,000.00	24,000.00	72,000.00	25.00%	24,999.99
Depart 7120-	Operations	62,100.00	14,267.53	47,832.47	22.98%	12,382.12
	TOTAL EXPENSES	158,100.00	38,267.53	119,832.47	24.20%	37,382.11
	OVER (UNDER) REVENUES	$ -	$ (2,550.73)	$ 2,550.73	N/A	$ (1,809.22)

Stanly County
Comparative Monthly Financial Report
For the Three Months Ended September 30, 2018

		AMENDED BUDGET	*Y-T-D TRANSACTIONS	UNCOLLECTED REVENUE OR APPROPRIATIONS REMAINING	% COLLECTED OR EXPENDED	LAST YEAR'S Y-T-D TRANSACTIONS
WEST STANLY WWTP 631						
REVENUES:						
Depart 3710-	Grants	$ -	$ -	$ -	N/A	$ -
Depart 3712-	Operating Revenues	602,000.00	110,518.04	491,481.96	18.36%	146,893.20
Depart 3991-	Retained Earnings Approp.	16,983.00	-	16,983.00	N/A	-
	TOTAL REVENUES	618,983.00	110,518.04	508,464.96	17.85%	146,893.20
EXPENSES:						
Depart 7110-	Administration	266,275.00	172,125.01	94,149.99	64.64%	162,307.24
Depart 7120-	Operations	352,708.00	85,947.01	209,553.13	40.59%	59,420.99
Depart 9800-	Transfers	-	-	-	N/A	-
	TOTAL EXPENSES	618,983.00	258,072.02	303,703.12	50.94%	221,728.23
	OVER (UNDER) REVENUES	$ -	$ (147,553.98)	$ 204,761.84	N/A	$ (74,835.03)
STANLY COUNTY UTILITY 641						
REVENUES:						
Depart 3710-	Operating Revenues	3,517,984.00	721,618.39	2,796,365.61	20.51%	665,611.84
Depart 3991-	Retained Earnings Approp.	25,000.00	-	25,000.00	N/A	-
	TOTAL REVENUES	3,542,984.00	721,618.39	2,821,365.61	20.37%	665,611.84
EXPENSES:						
Depart 7110-	Administration	457,187.00	107,255.43	348,851.57	23.70%	100,322.47
Depart 7120-	Operations	3,085,797.00	685,258.91	2,344,947.83	24.01%	533,693.03
Depart 9800-	Transfers	-	-	-	N/A	-
	TOTAL EXPENSES	3,542,984.00	792,514.34	2,693,799.40	23.97%	634,015.50
	OVER (UNDER) REVENUES	$ -	$ (70,895.95)	$ 127,566.21	N/A	$ 31,596.34
AIRPORT OPERATING FUND 671						
REVENUES:						
Depart 3453-	Airport Operating	$ 622,350.00	$ 113,038.09	$ 509,311.91	18.16%	$ 128,485.26
Depart 3980-	Transfer from General Fund	425,370.00	106,342.50	319,027.50	25.00%	81,724.00
	TOTAL REVENUES	1,047,720.00	219,380.59	828,339.41	20.94%	210,209.26
EXPENSES:						
Depart 4530-	Airport Operating	1,047,720.00	198,600.00	770,828.75	26.43%	186,718.37
	TOTAL EXPENSES	1,047,720.00	198,600.00	770,828.75	26.43%	186,718.37
	OVER (UNDER) REVENUES	$ -	$ 20,780.59	$ 57,510.66	N/A	$ 23,490.89
GROUP HEALTH & WORKERS' COMPENSATION 680						
REVENUES:						
Depart 3428-	Group Health Fees	$ 6,857,048.00	$ 1,697,011.04	$ 5,160,036.96	24.75%	$ 1,334,785.25
Depart 3430-	Workers Compensation	479,911.00	471,991.59	7,919.41	98.35%	428,563.43
	TOTAL REVENUES	7,336,959.00	2,169,002.63	5,167,956.37	29.56%	1,763,348.68
EXPENSES:						
Depart 4200-	Group Health Costs	6,857,048.00	2,209,453.75	$ 4,647,594.25	32.22%	1,776,543.69
Depart 4220-	Workers Compensation	479,911.00	435,368.35	44,542.65	90.72%	435,269.19
	TOTAL EXPENSES	7,336,959.00	2,644,822.10	4,692,136.90	36.05%	2,211,812.88
	OVER (UNDER) REVENUES	$ -	$ (475,819.47)	$ 475,819.47	N/A	$ (448,464.20)

Stanly County
Comparative Monthly Financial Report
Project Funds
For the Three Months Ended September 30, 2018

		PROJECT AUTHORIZATION	PROJECT TO DATE	PROJECT AMOUNT REMAINING
Tarheel Challenge Academy 212				
REVENUES:				
Depart 3590-	Education	$ 3,092,000.00	$ 3,092,000.00	$ -
	TOTAL REVENUES	3,092,000.00	3,092,000.00	-
EXPENSES:				
Depart 5910-	Public Schools	3,092,000.00	3,073,352.43	18,647.57
	TOTAL EXPENSES	3,092,000.00	3,073,352.43	18,647.57
	OVER (UNDER) REVENUES	$ -	$ 18,647.57	$ (18,647.57)
Livestock Arena Construction Project 215				
REVENUES:				
Depart 3616-	Civic Center	175,000.00	175,000.00	$ -
Depart 3980-	Transfer from Other Funds	75,000.00	51,674.40	23,325.60
	TOTAL REVENUES	250,000.00	226,674.40	23,325.60
EXPENSES:				
Depart 6160-	Agri-Civic Center	250,000.00	82,159.16	167,840.84
	TOTAL EXPENSES	250,000.00	82,159.16	167,840.84
	OVER (UNDER) REVENUES	$ -	$ 144,515.24	$ (144,515.24)
2017 Single Family Rehab Loan Pool 241				
REVENUES:				
Depart 3493-	Single Family Housing	$ 175,000.00	$ 55,228.00	$ 119,772.00
	TOTAL REVENUES	175,000.00	55,228.00	119,772.00
EXPENSES:				
Depart 4930-	Rehabilitation	175,000.00	47,518.00	127,482.00
	TOTAL EXPENSES	175,000.00	47,518.00	127,482.00
	OVER (UNDER) REVENUES	$ -	$ 7,710.00	$ (7,710.00)
Badin Water Rehab Part B 613				
REVENUES:				
Depart 3710-	Water & Sewer	$ 6,057,970.00	$ 2,907,223.00	$ 3,150,747.00
Depart 3980-	Transfer From Other Funds	121,159.00	-	121,159.00
	TOTAL REVENUES	6,179,129.00	2,907,223.00	3,271,906.00
EXPENSES:				
Depart 7120-	Water System	6,179,129.00	3,331,359.23	2,749,411.27
	TOTAL EXPENSES	6,179,129.00	3,331,359.23	2,749,411.27
	OVER (UNDER) REVENUES	$ -	$ (424,136.23)	$ 522,494.73
West Stanly WWTP Rehab Project 632				
REVENUES:				
Depart 3710-	Water & Sewer	$ 3,058,300.00	$ -	$ 3,058,300.00
	TOTAL REVENUES	3,058,300.00	-	3,058,300.00
EXPENSES:				
Depart 7120-	Water Systems	3,058,300.00	361,562.11	$ 2,696,737.89
	TOTAL EXPENSES	3,058,300.00	361,562.11	2,696,737.89
	OVER (UNDER) REVENUES	$ -	$ (361,562.11)	$ 361,562.11

Stanly County
Comparative Monthly Financial Report
Project Funds
For the Three Months Ended September 30, 2018

		PROJECT AUTHORIZATION	PROJECT TO DATE	PROJECT AMOUNT REMAINING
Airport Rd Corridor Wastewater 642				
REVENUES:				
Depart 3710-	Water & Sewer	$ 1,121,043.00	$ 483,241.30	$ 637,801.70
	TOTAL REVENUES	1,121,043.00	483,241.30	637,801.70
EXPENSES:				
Depart 7120-	Water Systems	1,121,043.00	1,250,319.24	$ (129,276.24)
	TOTAL EXPENSES	1,121,043.00	1,250,319.24	(129,276.24)
	OVER (UNDER) REVENUES	$ -	$ (767,077.94)	$ 767,077.94
NC DOT Hwy 24/27/73 East Waterline 643				
REVENUES:				
Depart 3710-	Water & Sewer	$ 246,000.00	$ -	$ 246,000.00
Depart 3980-	Transfer	-	-	-
	TOTAL REVENUES	246,000.00	-	246,000.00
EXPENSES:				
Depart 7120-	Water Systems	246,000.00	$ 79,581.28	$ 246,000.00
	TOTAL EXPENSES	246,000.00	79,581.28	246,000.00
	OVER (UNDER) REVENUES	$ -	$ (79,581.28)	$ -
Brown Hill Road Waterline 645				
REVENUES:				
Depart 3980-	Transfer From Other Funds	$ 225,000.00	$ 98,053.26	$ 126,946.74
	TOTAL REVENUES	225,000.00	98,053.26	126,946.74
EXPENSES:				
Depart 7120-	Water Systems	225,000.00	170,936.29	$ 54,063.71
	TOTAL EXPENSES	225,000.00	170,936.29	54,063.71
	OVER (UNDER) REVENUES	$ -	$ (72,883.03)	$ 72,883.03
Utilities Communications System 647				
REVENUES:				
Depart 3980-	Transfer From Other Funds	$ 345,897.00	$ 291,863.37	$ 54,033.63
	TOTAL REVENUES	345,897.00	291,863.37	54,033.63
EXPENSES:				
Depart 7120-	Water Systems	345,897.00	325,269.65	$ 20,627.35
	TOTAL EXPENSES	345,897.00	325,269.65	20,627.35
	OVER (UNDER) REVENUES	$ -	$ (33,406.28)	$ 33,406.28
Utilities Hookup Grant 649				
REVENUES:				
Depart 3980-	Transfers From Other Funds	84,000.00	61,085.00	22,915.00
	TOTAL REVENUES	84,000.00	61,085.00	22,915.00
EXPENSES:				
Depart 7120-	Water Systems	84,000.00	61,085.00	$ 22,915.00
	TOTAL EXPENSES	84,000.00	61,085.00	22,915.00
	OVER (UNDER) REVENUES	$ -	$ -	$ -

Stanly County
Comparative Monthly Financial Report
Project Funds
For the Three Months Ended September 30, 2018

		PROJECT AUTHORIZATION	PROJECT TO DATE	PROJECT AMOUNT REMAINING
Palestine Water Pump Station Rep 654				
REVENUES:				
Depart 3720-	Utility Project Revenues	$ 1,547,304.00	$ -	$ 1,547,304.00
Depart 3980-	Transfers From Other Funds	38,048.00	38,047.39	0.61
	TOTAL REVENUES	1,585,352.00	38,047.39	1,547,304.61
EXPENSES:				
Depart 7120-	Water Systems	1,585,352.00	49,250.00	$ 1,536,102.00
	TOTAL EXPENSES	1,585,352.00	49,250.00	1,536,102.00
	OVER (UNDER) REVENUES	$ -	$ (11,202.61)	$ 11,202.61
Airport Layout Plan Project 672				
REVENUES:				
Depart 3453-	Vision 100 Entitlement	$ 367,668.00	$ 64,646.26	$ 303,021.74
Depart 3980-	Transfers From Other Funds	40,853.00	7,182.92	33,670.08
	TOTAL REVENUES	408,521.00	71,829.18	336,691.82
EXPENSES:				
Depart 4530-	Airport Operating	408,521.00	166,660.85	$ 241,860.15
	TOTAL EXPENSES	408,521.00	166,660.85	241,860.15
	OVER (UNDER) REVENUES	$ -	$ (94,831.67)	$ 94,831.67
Aiprort Runway and Taxiway Light 674				
REVENUES:				
Depart 3453-	Vision 100 Entitlement	$ 76,763.00	$ 64,800.55	$ 11,962.45
Depart 3980-	Transfer From Other Funds	8,529.00	7,200.14	1,328.86
	TOTAL REVENUES	85,292.00	72,000.69	13,291.31
EXPENSES:				
Depart 4530-	Airport Operating	85,292.00	77,715.65	$ 7,576.35
	TOTAL EXPENSES	85,292.00	77,715.65	7,576.35
	OVER (UNDER) REVENUES	$ -	$ (5,714.96)	$ 5,714.96
Airport Pipe Rehabilitation 677				
REVENUES:				
Depart 3453-	Vision 100 Entitlement	$ 1,938,880.00	$ 508,324.68	$ 1,430,555.32
Depart 3980-	Transfer From Other Funds	215,432.00	10,092.56	205,339.44
	TOTAL REVENUES	2,154,312.00	518,417.24	1,635,894.76
EXPENSES:				
Depart 4530-	Airport Operating	2,154,312.00	836,238.90	$ 1,318,073.10
	TOTAL EXPENSES	2,154,312.00	836,238.90	1,318,073.10
	OVER (UNDER) REVENUES	$ -	$ (317,821.66)	$ 317,821.66

Stanly County
Comparative Cash Position Report
September 30, 2018 Compared with September 30, 2017

		Current 9/30/2018	Prior 9/30/2017	Increase (Decrease)
110	General Fund	$ 32,377,396.40	$ 31,459,264.99	$ 918,131.41
212	Tarheel Challenge Academy	18,647.57	37,166.24	(18,518.67)
215	Livestock	144,515.24	163,560.00	(19,044.76)
216	Museum Renovation Project Fund	-	(66.20)	66.20
241	Community Grant (CDBG) Single Family Rehab 2017	7,710.00	-	7,710.00
260	Emergency Telephone E-911	19,973.22	(5,730.23)	25,703.45
295	Fire Districts	76,445.24	138,642.04	(62,196.80)
611	Greater Badin Operating	238,079.95	202,600.59	35,479.36
612	Badin Water Rehab Part A	-	12,877.39	(12,877.39)
613	Badin Water Rehab Part B	(424,136.23)	(262,242.48)	(161,893.75)
621	Piney Point Operating	327,620.03	306,814.19	20,805.84
631	West Stanly WWTP	(2,675.48)	(32,542.31)	29,866.83
632	West Stanly WWTP Rehab	(361,562.11)	(63,753.51)	(297,808.60)
641	Utility Operating	1,520,912.06	1,700,923.78	(180,011.72)
642	Utility- Airport Rd Corridor Wastewater	(776,998.54)	(134,152.18)	(642,846.36)
643	Utility- NCDOT Hwy24/27/73 East Waterline	(79,581.28)	-	(79,581.28)
645	Utility- Brown Hill Road Waterline	(72,883.03)	(6,617.50)	
647	Utility- Utilities Communications System	(33,406.28)	-	
654	Utility- Palestine Water Pump Station Rep	(11,202.61)	-	
671	Airport Operating	39,647.87	(26,337.87)	65,985.74
672	Airport Layout Plan Project	(94,831.67)	-	(94,831.67)
674	Airport Runway & Taxilane Rehab	(5,714.96)	-	(5,714.96)
677	Airport Pipe Rehabilitation	(317,821.66)	21,439.42	
679	AWOS & ILS Upgrade Project	-	-	-
680	Group Health Fund	2,082,948.69	2,565,598.30	(482,649.61)
710	Protective Payee	-	-	-
720	Fines & Forfeiture Agency	-	-	-
730	Deed of Trust Fund	3,155.80	3,887.40	(731.60)
740	Sheriff Court Executions	911.77	431.77	480.00
760	City and Towns Property Tax	536,580.58	525,491.11	11,089.47
		$ 35,213,730.57	$ 36,607,254.94	(1,393,524.37)

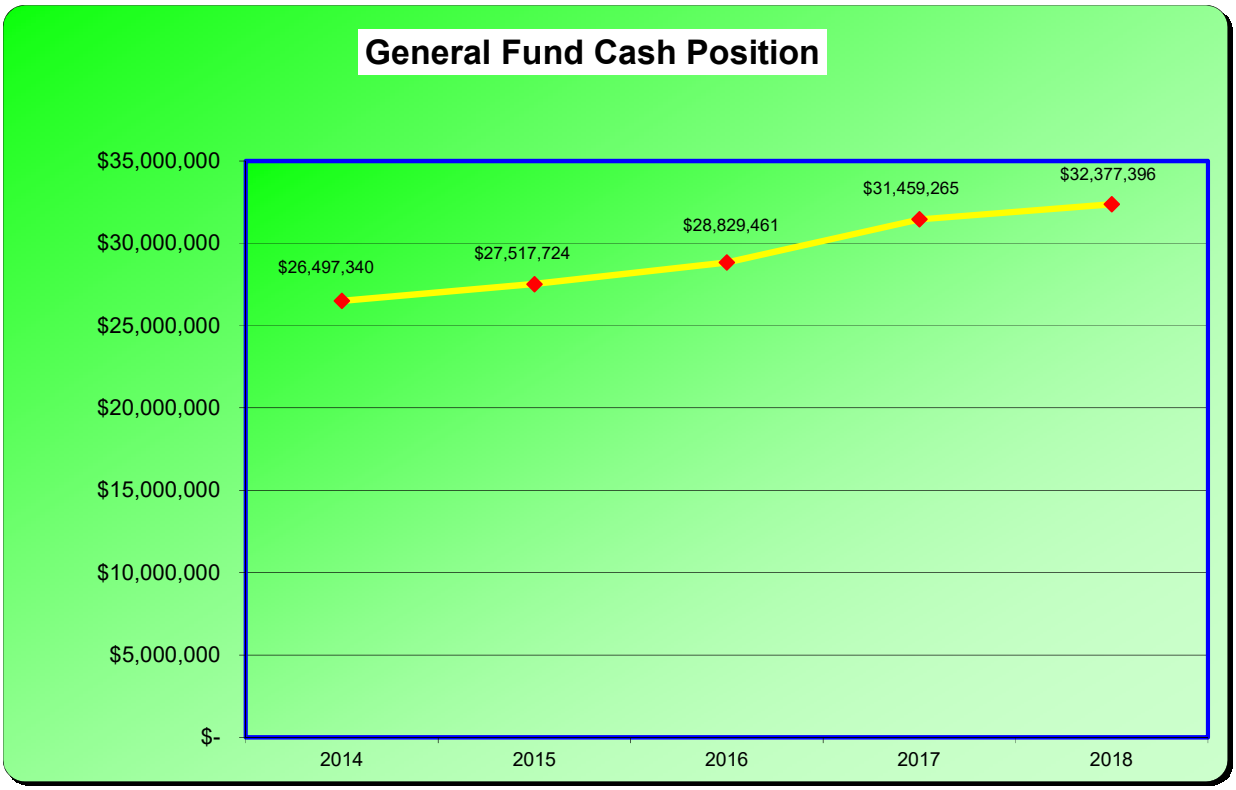

Stanly County
Investment Report
For the Three Months Ended September 30, 2018

BANK:	Balance per Bank at 9/30/18	% of investment	Purchase Date	Maturity Date	% Yield	Time of Certificate of Deposit
Uwharrie Bank Central Depository	$ 12,889,661.86	35.90%			1.96%	
Uwharrie Bank Workers Compensation	5,000.00	0.01%			N/A	
Uwharrie Bank Protective Payee	35,131.40	0.10%			N/A	
Uwharrie Bank Money Market	1,576.04	0.00%			1.18%	
NCCMT	3,299,217.30	9.19%			1.91%	
NCCMT Term Portfolio	10,505,622.85	29.26%			2.10%	
Pinnacle Certificate of Deposit	4,926,094.92	13.72%	9/13/2018	7/13/2019	2.00%	182 Days
Pinnacle Certificate of Deposit # 2	4,243,997.43	11.82%	4/9/2018	10/9/2018	1.11%	182 Days
Totals	$ 35,906,301.80					

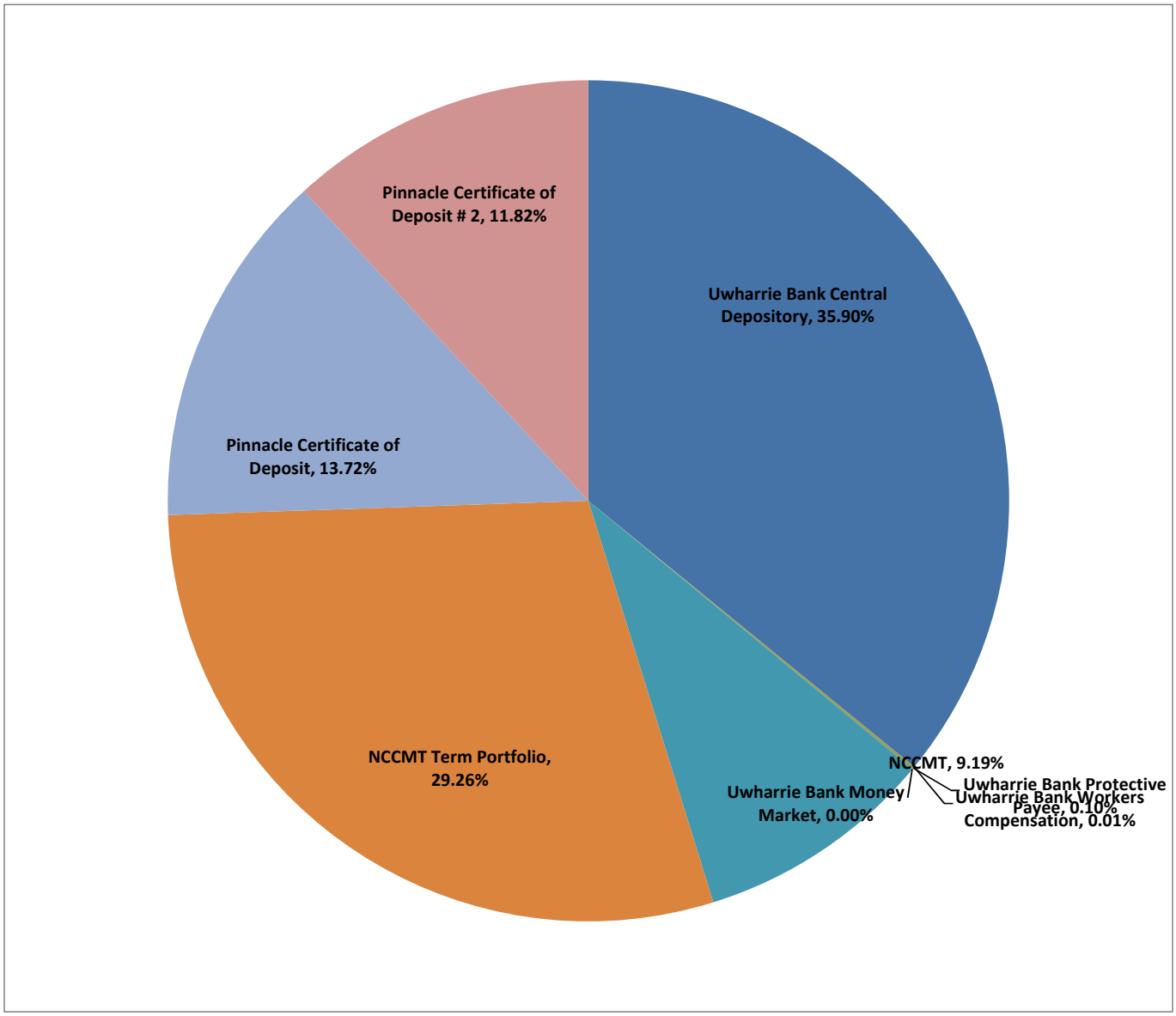

Stanly County
Fund Balance Calculation
As of September 30, 2018

Available Fund Balance			
	Cash & Investments		$32,381,625
	Liabilities (w/out deferred revenue)		919,584
	Deferred Revenue (from cash receipts)		7,602
	Encumbrances		2,417,927
	Due to Other Governments		27,526
	Total Available	$	29,008,987
General Fund Expenditures			
	Total Expenditures	$	65,348,976
Total Available for Appropriation			
	Total Available	$	29,008,987
	Total Expenditures		65,348,976
	Available for Appropriation		**44.39%**