Adopted Operating Budget

STANLY COUNTY
NORTH CAROLINA

Water. Air. Land. Success.

2017 2018

STANLY COUNTY, NORTH CAROLINA
ADOPTED ANNUAL OPERATING BUDGET
FOR FISCAL YEAR 2017-2018
TABLE OF CONTENTS

Page No.

INTRODUCTION

Budget Message ..... i-xv
Budget-in-Brief xvi
Budget Summary by Agency Comparison..... xvii
Budget Summary by Agency Funding Source..... xviii
What You Would Pay For..... xix
Department Enhancement Request..... xx-xxvi
List of Elected and Appointed Officials..... xxvii
Organizational Chart..... xxviii
Budget Ordinance ..... xxix-xxv-

GENERAL FUND

Summary of Revenues and Expenses
Comparative Revenue Summary Original Budget 2016 with
Recommended Budget 2017..... 1
Revenue Summary by Source..... 2
Revenues by Source 3-7
Comparative Expense Summary Original Budget 2016 with
Recommended Budget 2017..... 8
Expenses Summary by Function..... 9

General Fund Departments:

Administration..... 12
Aging Services 63-66
Agri Civic Center 75
Animal Control..... 38
Attorneys 16
Clerk of Court 17
Central Permitting..... 50
Community College 71
Contingency 79
Cooperative Extension 52
Criminal Justice Partnership..... 31
Debt Service..... 77
District Attorney..... 19
Economic Development 47
Elections..... 20
Emergency Operations – E 911 39
Emergency Services 31-35
Facilities Management 23
Finance..... 13
Forestry 44
Governing Body..... 11
Health 54-58
Information Technology..... 22

Page No.

General Fund Departments (continued):
Inspections 36
Judge's Office 18
Juvenile Justice 30
Library 73-74
Medical Examiner 37
Occupancy Tax 48
Piedmont Area Mental Health 59
Planning and Zoning 49
Public Schools 70
Register of Deeds 21
Recreation 78
Rocky River RPO 51
Senior Services 67
Sheriff Operations and Jail 25-29
Social Services 60-62
Soil and Water Conservation 45
Solid Waste Services 43
Special Appropriations 76
Tax Administration 14
Tax Revaluation 15
Transfers to other Funds 78
Transportation Services 40-41
Veteran's Officer 68

Special Revenue Funds:
Emergency Telephone E-911 80-81
Fire Districts 82

Enterprise Funds:
Greater Badin Water and Sewer 83-85
Piney Point Water 86-88
West Stanly Waste Water Treatment Plant 89-91
Stanly County Utility 92-95
Airport 96-98

Fee Schedule:
Agri Civic Center 99
Airport 100
Animal Control 100
Central Permitting "Commercial" 101-104
Central Permitting "Residential" 105-108
Dental Clinic 108-109
Elections 110
Emergency Medical Services 111

Page No.

Fee Schedule (continued):

Finance 111
Fire Services 112-113
GIS 113
Health 114-116
Home Health 116
Library 116-117
Register of Deeds 117-118
Senior Services 118
Sheriff's Department 119
Solid Waste 119
Tax Assessor 119
Transportation 119
Utilities 120-121

STANLY COUNTY
NORTH CAROLINA
Water. Air. Land. Success.

THIS PAGE LEFT INTENTIONALLY BLANK

Budget Transmittal Letter

June 22, 2017

To: The Stanly County Board of County Commissioners and the Residents of Stanly County

Subject: FY 2017-2018 Adopted Budget Message

The FY 2017-2018 Adopted Budget and Business Plan is based on the Board's priorities and strategic planning discussions. The adopted budget attempts to strike a balance between affordability, defined needs, financial obligations and prioritized services and initiatives.

The FY 2017-2018 Adopted Budget is based on a tax rate of $0.67 cents. The $0.67 tax rate has been maintained for an 11th consecutive year. The consistency of the County's tax rate is somewhat unprecedented in the Charlotte region. The County's ability to maintain a stable tax rate demonstrates a commitment to conservative financial practices.

Similar to the past eight (8) fiscal years, the Adopted Budget was developed using a modified approach to a zero based budgeting model. The five (5) year expenditure trend for each line item in the budget was reviewed and scrutinized. Numerous line items were reduced to ensure consistency with actual spending in prior years. The rationale for this approach is to build a budget that is sustainable moving into FY 2018-2019 and beyond.

Goal Setting, Strategy Development and Measuring Results

The FY 2017-2018 Adopted Budget is a funding plan aligned to specific service strategies the Board has prioritized. Below please find the highest priority program/service areas the Board identified at its strategic planning retreat in early March 2017:

High Priority – Economic Development, Maintenance & Expansion of Utilities, Public Safety, Employee COLA, Public Education, and Pay for Training/Certifications.

Merit pay has been included in the budget to address the issue of pay for training and certifications. If training and certification programs are effective, the employee's performance should improve or be more productive. As a result, the employee should have a higher performance evaluation and an increased level of merit.

Similar to the past fiscal year, the Adopted Budget places a significant emphasis on enhancing education funding. Specifically, the budget targets additional funding to teacher supplements to help address a regional disparity and assist with the recruitment and retention of qualified and effective teachers. Success of our educational outcomes is inextricably linked to economic growth and development.

Further, based on the priorities identified by the Board, public safety funding is targeted to increase significantly in the FY 2017-2018 Adopted Budget. It is critically important the County's core services such as education, public safety and human services receive additional funding to ensure the safety and quality of life of our citizens are not compromised.

Prior to proceeding, we would be remiss not to thank all County staff for their commitment to the budget process, especially those who spent many hours in the development and preparation of this budget document. Additionally, it is important to recognize the Department Heads for their continued efforts to exercise sound fiscal judgment.

2017 Revaluation

The most significant impact item associated with the development of the FY 2017-2018 budget was the mandated property tax revaluation. Per North Carolina General Statutes, a revaluation is required at least every eight (8) years. Stanly County's last revaluation occurred in 2013 (FY 2013-2014). In a property revaluation year, North Carolina General Statute 159-11(e) requires local governments to calculate the revenue-neutral property tax rate for comparative purposes. The steps for complying with this requirement are identified below:

Step 1: Determine a rate that would produce revenues equal to those produced for the current fiscal year.

Step 2: Increase the rate by a growth factor equal to the average annual percentage increase in the tax base due to improvements since the last general reappraisal.

Step 3: Adjust the rate to account for any annexation, de-annexation, merger, or similar event. (Not applicable for Stanly County in 2017)

Countywide Revenue-Neutral Tax Rate*

**based on projected ad valorem assessment and levy as of April 20, 2017*

Step 1: *Determine a rate that would produce revenues equal to those produced for the current fiscal year.*

> **N.C.G.S. 159-11(e)** In each year in which a general reappraisal of real property has been conducted, the budget officer shall include in the budget, for comparison purposes, a statement of the revenue-neutral property tax rate for the budget. The revenue-neutral property tax rate is the rate that is estimated to produce revenue for the next fiscal year equal to the revenue that would have been produced for the next fiscal year by the current tax rate if no reappraisal had occurred. To calculate the revenue-neutral tax rate, the budget officer shall first determine a rate that would produce revenues equal to those produced for the current fiscal year and then increase the rate by a growth factor equal to the average annual percentage increase in the tax base due to improvements since the last general reappraisal. This growth factor represents the expected percentage increase in the value of the tax base due to improvements during the next fiscal year. The budget officer shall further adjust the rate to account for any annexation, de-annexation, merger, or similar event.

Value Calculation

Step 1- Determine a rate that would produce revenues equal to those produced for the current fiscal year.

		Tax Rate	Gross Tax Levy
Projected Assessed Valuation for FY 16-17 (before revaluation)	$ 4,490,000,000	$0.6700	$30,083,000
Projected Assessed Valuation FY 17-18 (after revaluation)	$4,722,000,000	***$0.6371***	$30,083,000

Step 2 - Increase the rate by a growth factor equal to the average annual percentage increase in the tax base due to improvements since the last general reappraisal.

Average annual growth since 2013 revaluation = 1.25% (see chart below)

Fiscal year		Assessed Valuation as of June 30	Annexation (Deannexation)		Total Adjusted for Annexation or Deannexation	Valuation Increase	Percentage change	
2017-2018		4,722,000,000	-	17-18	4,722,000,000			
				16-17	4,490,000,000			
	Revaluation							
2016-2017	1/1/2017	4,490,000,000	-	16-17	4,490,000,000	8,829,020	0.20%	
				15-16	4,481,170,980			
2015-2016		4,481,170,980	-	15-16	4,481,170,980	73,064,320	1.66%	
				14-15	4,408,106,660			
2014-2015		4,408,106,660	-	14-15	4,408,106,660	81,969,350	1.89%	
				13-14	4,326,137,310			
2013-2014	Revaluation	4,326,137,310						
	1/1/2013						1.25%	Average growth % Doesn't include revaluation increase

$0.6371 * 1.25% = $0.6450 (FY 17-18 revenue neutral tax rate with growth factor applied)

Step 3

No adjustments for annexation, de-annexation, merger or similar event are relevant for Stanly County for the 2017 revaluation.

Ad Valorem Tax Revenue Analysis

Due to the growth in the tax base, revaluation and continued efforts to aggressively collect past due tax revenue, there is an increase in ad valorem tax revenue over the amount included in the FY 2016-2017 Adopted budget. An explanation of the increase is included below:

- Increase real and business personal property = $1,269,863
- Increase in motor vehicle = $ 321,117

Total **$1,590,980**

The County did lose $15 million in assessed valuation (approximately $101,000 in revenue at the current $0.67 tax rate) due to the sale of Stanly Regional Medical Center and its associated real estate holdings to the non-profit Charlotte Mecklenburg Hospital Authority (Carolinas Healthcare System). Carolinas Healthcare System has claimed exempt status for multiple buildings that were not previously listed as exempt by Stanly Regional Medical Center.

Sales Tax and General Fund Balance Appropriation Analysis

The County's sales tax revenues are projected to increase by $724,075 (8.6%) from the FY 2016-2017 Adopted budget. A total of $610,000 is anticipated from the Article 44 tax implemented by the NC General Assembly in FY 2016-2017. This is an increase of $145,000. These funds must be appropriated for public schools, economic development or the community college. $500,000 has been appropriated to Stanly County Schools. The remaining $110,000 has been appropriated to cover the debt service associated with the Riverstone industrial site purchase.

Appropriated fund balance is $1,393,390. This is a decrease of $270,041 (16.2%) from the FY 2016-2017 Adopted budget. Please note there is $1.262 million in one-time capital outlay included in the budget. The one-time capital items are closely aligned to the fund balance appropriation.

It is important to note the County's available fund balance is in a strong financial position. As result, the County is in a positon to reinvest a portion of this savings in FY 2017-2018. These funds will offset the increase in one-time capital expenditures intended to address deferred maintenance to vehicles and facilities as well as investments in technology aimed at increasing productivity and enhancing customer service.

FY 2017-2018 Adopted Budget – General Fund

The FY 2017-2018 Adopted Budget provides $63,243,166 in total funding. This represents an increase of 2,458,732 (4%) from the FY 2016-2017 Adopted Budget. However, please note a large percentage (45% - $1.1 million) of this increase is associated with compensation and benefits for employees. This aligns with the Board's high priority goal of increasing employee compensation to ensure the County can recruit and retain high performing employees.

Below please find a graph illustrating the adopted budget total in comparison to the adopted budgets in past fiscal years.

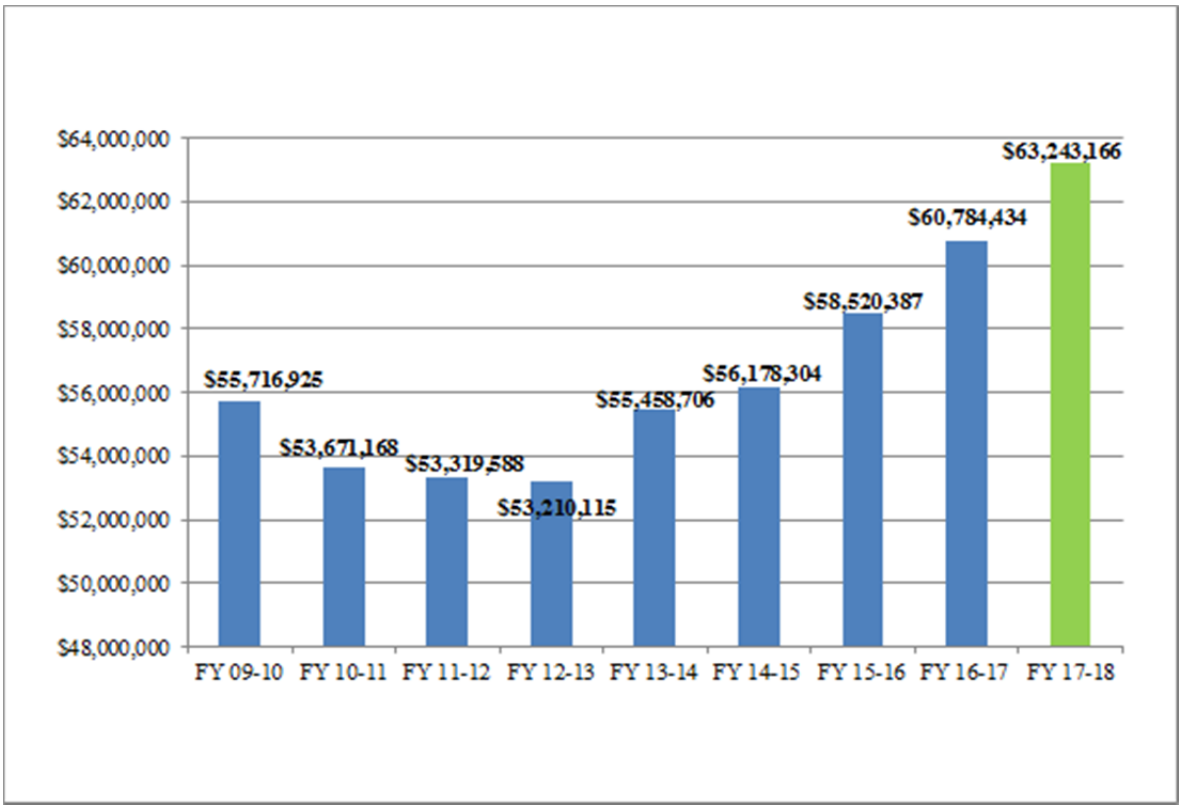

Stanly County's assessed valuation (tax base) is projected to increase by $232 million (5.2%) in FY 2017-2018, and the real and business personal property ad valorem tax revenue is based on a collection rate of 96.8%. The motor vehicle property tax revenue is based on a collection rate of 99.5%. One penny on the tax rate will generate approximately $458,486 in FY 2017-2018.

It is also important to note that 84% ($52.9 million) of the General Fund budget is appropriated for mandated services. Mandated services include, but are not limited to, social services, public health, debt service, juvenile & adult detention, law enforcement, and education.

The General Fund is supported by $31,958,948 in ad valorem tax revenue. This revenue source includes both current year and past due tax collection revenues. This is a $1,575,980 (5.2%) increase from the FY 2016-2017 Adopted budget.

A comparison of a couple County revenue sources for FY 2016-2017 and the FY 2017-2018 adopted budgets can be found below:

Revenue Source	FY 2016-2017 Adopted	FY 2017-2018 Adopted	Difference	% Increase/Decrease
Ad Valorem	$30,382,968	$31,958,948	$1,575,980	5.2%
Sales Tax	8,425,925	9,150,000	724,075	8.6%
TOTAL	**$38,808,893**	**$41,108,948**	**$2,300,055**	**5.9%**

Major Expenditure Changes for FY 2017-2018

The major expenditure changes[1] (approximately $50,000 or greater) for the FY 2017-2018 budget are as follows:

Increase for 3% Employee Cost of Living Allowance (COLA)	**$540,000**
Increase for Employee Health Insurance Premiums (8%)	**357,330**
Increase for Annualized Merit Increases from FY 16-17	**220,000**
Increase for Stanly County Schools Capital Outlay	**195,000**
Increase for Eleven (11) Additional EMS Paramedics for Full 24/72 Schedule Implementation on 3/10/18	**181,065**
Increase for Stanly County Schools Current Expense & Article 44 Sales Tax Allocation	**169,010**
Increase for Teacher Supplements	**150,000**
Increase for Riverstone Industrial Property Debt Payment	**111,143**
Increase for DSS Technology Initiatives	**80,263**
Increase for Dash Camera Grant Matching Funds in Sheriff's Office	**74,560**
Increase for Jail Master Control System Replacement	**65,000**
Reduction in One-Time Capital Outlay Funding for SCS (technology replacement grant)	**(400,000)**
Reduction in One-Time Renovation Funds for Agri-Civic Center	**(120,000)**
Reduction in School Debt Payments	**(94,000)**

Additionally, there are a several key expenditure increases that fall under the $50,000 threshold. These changes include funding to develop a redundant geo-prime site for the emergency radio system ($35,400), additional funding for a renovation of the dental clinic ($34,700), an additional permanent part-time position in the Elections department ($37,733), vehicle replacement for the Jail ($26,769), the purchase of self-contained breathing apparatus equipment for the Fire Marshal's Office ($27,792).

Education Services

The Stanly County School (SCS) system requested a $477,010 (4.7%) increase in their current expense funding for FY 2017-2018. SCS sought a capital outlay appropriation increase of $70,000 (3.3%). The County is mandated by General Statutes to provide a set percentage of the County's sales tax revenue for capital outlay in the public school system. As such, SCS is set to receive an additional $195,000 over their FY 2016-2017 appropriation.

[1] Dollars represent increase/decrease from the current fiscal year adopted budget

An allocation of $11,018,253 to cover current expense, Article 44 sales tax and special grants (teacher supplements) has been approved for the Stanly County School System. This is a 3% increase ($319,010) over their FY 2016-2017 current expense, Article 44 sales tax and special grants allocation. Given this allocation, the per pupil County dollar funding rate for FY 2017-2018 will increase by $46.

	FY 14-15	FY 15-16	FY 16-17	FY 17-18
School Debt	$2,419,559	$2,327,798	$2,281,788	$2,182,677
Current Expense, Article 44 Sales Tax & Grants	$9,866,577	$10,199,243	$10,699,243	$11,018,253
Total $	**$12,286,136**	**$12,527,041**	**$12,981,031**	**$13,200,930**
(Reduction)/Increase from Previous FY	$208,349	$240,905	$453,990	$219,899
Students (ADM) ***Initial Allotment Figure***	8,666	8,670	8,582	8,465
$ Per Student	$1,418	$1,445	$1,513	$1,559
Per Student $ Change	+$34	+27	+68	+46

The current expense, debt service and insurance payment allocation for Stanly Community College (SCC) is $1,394,014. This figure is $45,711 (3.4%) higher than their FY 2016-2017 allocation of $1,348,303. Please note the County will re-distribute a portion of the current expense allocation to cover the debt service and insurance associated with the new cosmetology facility. Stanly Community College is also set to receive a $160,000 capital outlay allocation which is consistent with their request.

Below is a three (3) year comparison of the capital outlay funding per square foot:

	FY 15-16	FY 16-17	FY 17-18
Stanly Community College			
Capital Outlay/Repairs & Maintenance	$215,000	$160,000	$160,000
Per Square Foot Total (191,929 sq. ft. in FY 15-16) (203,929 sq. ft. in FY 16-17 and FY 17-18)	$1.12	$0.78	$0.78

Debt Service

The debt service for both educational and County owned facilities, vehicles and equipment is $3,352,597 in FY 2017-2018. This is a $163,878 (4.6%) decrease from FY 2016-2017. The County's debt service obligations represent 7.9% of the total County dollars or approximately seven (7) cents on the tax rate.

Expenditure Summary – Where the Money Goes

The majority of revenue (76% - $48.2 million) goes to three (3) major program categories. These programs are public safety, health and human services and education services. Further, the vast majority of the services in these program categories are mandated.

Program Category	Total Funding	% of Total	County Funding	% of County
Health & Human Services	17,579,433	27.8%	5,699,702	13.4%
Education Services	15,817,694	25.0%	15,207,694	35.8%
Public Safety	14,813,505	23.3%	10,541,066	24.9%
General Government	5,251,496	8.3%	3,879,998	9.1%
Debt Service	3,352,597	5.3%	3,373,258	7.9%
Economic Development	1,834,101	2.9%	1,260,887	3.0%
Culture and Recreation	1,624,780	2.6%	1,414,480	3.3%
Environmental Protection	1,176,523	1.9%	132,203	0.3%
Transportation	1,012,465	1.6%	215,268	0.5%
Transfer to Other Funds	356,896	0.6%	356,896	0.8%
Contingency	288,676	0.5%	288,676	0.7%
Special Appropriations	135,000	0.2%	135,000	0.3%
Total	**$63,243,166**	**100%**	**$42,505,128**	**100%**

Human Capital Management

Multiple departments requested twenty-seven (27) additional full or part-time employees for FY 2017-2018. A full list of the new position requests by County department is below:

Department	Position	Number Requested
EMS	EMT-Paramedic I	11
Jail	Detention Officer	4
DSS	Income Maintenance I	4
Elections	Assistant Director	1
Environmental Health	Processing Assistant V	1
DSS	Income Maintenance II	1
Sheriff's Office	Deputy II	1
Planning & Zoning	Planning Technician	1
Register of Deeds	Deputy ROD I (PT)	1
Library	Admin Support Specialist I (PT)	1
IT	Sr. Land Records Specialist	1
Total Impact		**27**

Upon review of these requests and available funding, a total of twelve (12) full-time and three (3) part-time positions were approved in the FY 2017-2018 budget. The list of positions by department is below:

Department	# of Positions	Type	Fiscal Impact	Effective Date
EMS	11 *(24/72 schedule implementation)*	Full-Time	181,065	3/10/2018
Sheriff's Office	1	Full-Time	55,225	7/1/2017
Elections	1	Part-Time (30 hour)	38,528	7/1/2017
Register of Deeds	1	Part-Time (30 hour)	26,540	7/1/2017
Central Permitting	1	Part-Time (20 hour)	27,802	7/1/2017

Several position reclassifications were also requested by County departments. A summary of all the requested reclassifications and those approved can be found below:

Department	Reclassification Type	Fiscal Impact	Effective Date
Central Permitting	Permit Specialist from 30 to 37.5 hours	6,803	7/1/2017
Elections	Elections Specialist to Asst. Director	2,290	8/1/2017
SCUSA	Admin. Office Asst. to Admin. Support Specialist I	0	7/1/2017
Planning	Planner I to Planner II	Not Approved	
911	Database Coordinator from 30 to 37.5 hours	Not Approved	
911	Asst. Director from Grade 68 to 69	Not Approved	
911	Telecommunicator III to Supervisor (2)	Not Approved	
911	Telecommunicator II to Supervisor (2)	Not Approved	
Emergency Mgt.	Admin. Support Specialist to Office Mgr.	Not Approved	
Register of Deeds	Deputy I from Grade 59 to 60	Not Approved	
Register of Deeds	Deputy II from Grade 61 to 62	Not Approved	
Register of Deeds	Register of Deeds Asst. from Grade 64 to 66	Not Approved	

Effective in the new fiscal year, the Tax Mapping staff will relocate to the GIS division at the Commons. This will allow the County's mapping resources to better align, coordinate assignments and share work load. Plat approval will still be available for local attorneys and other individuals in the Tax Office at the Courthouse.

The FY 2017-2018 Adopted Budget includes a 3% COLA (Cost of Living Allowance) which will have a fiscal impact of $540,000.

The merit program will continue to be funded at $220,000. The merit program is critical for ensuring pay-for-performance. As such, those individuals who are obtaining training or additional certifications will have the opportunity to put the training into practice and should ultimately deliver a higher level of performance and customer service.

Several health insurance plan design changes were approved and included in the FY 2017-2018 Adopted Budget. These changes were made to reduce the County's health insurance cost. Expenses in the County's Group Health Fund have increased significantly in FY 2016-2017, and the trend is anticipated to continue into FY 2017-2018. As such, plan design changes were made in an effort to control costs. The various changes are identified below:

FY 2017-2018 Health Plan Changes

Physician Office Services	**In Network**		**Out of Network**	
	FY 16-17	**FY 17-18**	**FY 16-17**	**FY 17-18**
Primary Care Provider	$25 copayment	$30 copayment	70% after deductible	70% after deductible
Specialist	$50 copayment	$60 copayment	70% after deductible	70% after deductible

Therapies				
	FY 16-17	**FY 17-18**	**FY 16-17**	**FY 17-18**
Primary Care Provider	$25 copayment	$30 copayment	70% after deductible	70% after deductible
Specialist	$50 copayment	$60 copayment	70% after deductible	70% after deductible

Infertility Services				
	FY 16-17	**FY 17-18**	**FY 16-17**	**FY 17-18**
Primary Care Provider	$25 copayment	$30 copayment	70% after deductible	70% after deductible
Specialist	$50 copayment	$60 copayment	70% after deductible	70% after deductible

Lifetime Maximum, Deductibles & Out-of-Pocket Limits

	In Network		**Out of Network**	
Deductibles	**FY 16-17**	**FY 17-18**	**FY 16-17**	**FY 17-18**
Individual (per benefit period)		$750		$1,500
Family (per benefit period)		$1,500		$3,000
Out of Pocket Limits	**FY 16-17**	**FY 17-18**	**FY 16-17**	**FY 17-18**
Individual (per benefit period)		$4,000		$8,000
Family (per benefit period)		$8,000		$16,000
Prescription Drugs	**FY 16-17**	**FY 17-18**	**FY 16-17**	**FY 17-18**
Tier 1 (Generic)	$10 copayment	$10 copayment	$10 copayment	$10 copayment
Tier 2 (Preferred brand)	$25 copayment	$35 copayment	$25 copayment	$35 copayment
Tier 3 (Non-preferred brand & preferred specialty)	$40 copayment	$60 copayment	$40 copayment	$60 copayment

Given the success of the County's employee wellness clinic and the cost savings generated, the program will remain in place for FY 2017-2018.

Further, the gainsharing system, implemented in FY 2013-2014 to share a portion of any savings accrued in the Group Health Fund with each employee participating in the County's health insurance plan from July 1 through June 30 will continue in FY 2017-2018.

Capital Improvement Plan

Several capital investments are included in the General Fund for FY 2017-2018 to avoid further maintenance and repair deferral. As part of the FY 2017-2018 budget process, County departments submitted more than $1.29 million in capital outlay and capital improvement requests. These projects are listed below. Please note there are two (2) tables. The first (with a green header) contains all projects less than $10,000. The second table (blue header) includes all capital projects greater than $10,000.

Project	Department	FY 2017-2018
Purchase four (4) self-contained breather apparatus	Fire Marshal	$27,792
Purchase GPS mobile solution to track EMS fleet	EMS	9,309
Replace patrol car printers	Sheriff's Office	8,937
Purchase LED light fixtures for Auditorium	Agri-Civic Center	8,430
Concrete pad for Austin Rd. convenience site	Solid Waste	7,500
Replace outdated key card access system	911	7,500
Renovate lobby	Elections	7,000
Replace electric lift exam table	Health Dept.	6,000
Software to integrate fingerprinting w/Jail Mgt. System	Jail	5,257
Purchase new tablets for precinct officials	Elections	5,000
Replace patrol unit tasers	Sheriff's Office	4,920
Purchase medical supply inventory management system	EMS	4,578
Replace Dental van loading ramp with power lift	Dental	4,500
Replace Dental Clinic waiting area furniture	Dental	4,000
Install wireless handicap door opening system	Agri-Civic Center	3,950
Purchase early literacy station for Locust Library	Library	3,900
Purchase electronic plan review software	Central Permitting	3,580
Purchase additional furniture for main Library	Library	3,395
Purchase access control system for DSS reception area	DSS	2,650
Install remote monitoring for generators at radio towers	911	2,235
Purchase bed slide for EM truck	Emergency Mgt.	1,350
Replace standard exam table	Health Dept.	1,000
TOTAL		**$135,283**

Project	Department	FY 2017-2018
Replace all network switches	IT	$320,000
Purchase eight (8) new Sheriff's vehicles	Sheriff's Office	218,468
Replace master control system in Jail	Jail	65,000
Repair concrete in Courthouse parking lot	Facilities Maintenance	60,000
Replace main corridor flooring in Commons	Facilities Maintenance	50,000
Replace F250 w/153,000 miles	Fire	40,705
Purchase iPads for field based Child Welfare staff	DSS	38,700
Install new geo-Prime radio site	911	35,400
Seal south facing parking lot at Commons	Facilities Maintenance	35,000
Dental Clinic renovation and remodeling	Dental	34,700
Purchase scanners for DSS staff	DSS	32,100
Replace 2006 Chevy Trailblazer	Inspections	31,000
Replace 2000 Ford Taurus wagon	Planning & Zoning	27,000
Replace existing Jail transport van w/137,000 miles	Jail	26,769
Replace 1997 Jeep Cherokee w/180,000 miles	DSS	26,394
Replace 2001 Crown Vic	Tax Revaluation	18,330
Purchase Smart Board & cabinets	Library	16,590
Software for automated inmate supervision tracking	Jail	15,330
Replace zero-turn mower	Airport	13,000
Install new ridge vents in hangars	Airport	13,000
Purchase additional furniture & displays for History Ctr.	Library	11,200
Purchase web interface w/Jail Mgt. System	Jail	11,200
Purchase mobile reporting software	School Resource Officers	10,800
Purchase new desks & furniture	Elections	10,000
TOTAL		**$1,160,686**

All of the projects were prioritized based on legal mandates, useful life of the existing vehicle or equipment, alternative revenue sources, OSHA compliance, public safety/emergency response provision, alignment to Board priorities and other miscellaneous assessment factors. Based on age, mileage and function, vehicle requests were approved for Inspections, Jail, DSS, Planning & Zoning, Tax Revaluation and the Sheriff's Office.

As a result, forty-seven (47) projects, at a total projected County cost of $1.262 million have been included in the FY 2017-2018 budget. In addition to the aforementioned projects, a total of $2.25 million is appropriated for Stanly County School projects.

FY 2017-2018 Approved Capital Projects

Item	Budget Impact
Replace all network switches - IT ***(* to be financed)***	$320,000
Replace eight (8) patrol vehicles (4 Dodge Chargers & 4 Ford Explorers) ***(*to be financed)***	218,468
Additional funding for Commons & Courthouse improvements – Facilities Maintenance	115,000
Include matching grant funds for Sheriff's Office dash cam grant	74,560
Replace Jail master control system	65,000
Replace lobby floor at Agri-Civic Center	44,072
iPads for DSS staff	38,700
Install new geo-Prime radio system site - 911	35,400
Dental clinic renovations and remodeling	34,700
Purchase four (4) self-contained breather apparatus – Fire Marshal	27,792
Replace existing Jail transport van w/137,000 miles	26,769
Purchase scanners for DSS staff	25,000
Replace HVAC controls in 911 Center	18,000
Software for automated inmate supervision tracking – Jail	15,330
Replace zero-turn mower – Airport	13,000
Install new hangar ridge vents – Airport	13,000
Equipment replacement – Rescue Squad	12,000
Install Hop-in-the-Box microwave technology – 911	11,306
Web interface software for Jail Management System	11,200
Mobile reporting software – School Resource Officers	10,800
Purchase Smart Board and cabinets – Library	9,590
GPS mobile solution – EMS	9,309
Replace patrol car printers – Sheriff's Office	8,937
Purchase LED light fixtures – Agri-Civic Center	8,430
Purchase new desks and furniture – Elections	7,500
Replace outdated key card access system – 911	7,500
Replace electric lift exam table – Health	6,000
Replace 2006 Chevy Trailblazer – Inspections **(lease purchase**)	5,991
Replace 1997 Jeep Cherokee w/180,000 miles – DSS **(lease purchase)**	5,277
Replace 2000 Ford Taurus wagon – Planning & Zoning **(lease purchase)**	5,277

Item	Budget Impact
Lobby renovations – Elections	5,000
New tablets for precinct officials – Elections	5,000
Replace patrol unit tasers – Sheriff's Office	4,920
Purchase medical supply inventory management system – EMS	4,578
Replace van loading ramp with power lift – Dental	4,500
Replace 2001 Crown Vic – Tax Revaluation **(lease purchase)**	4,480
Replace dental clinic waiting area furniture – Dental	4,000
Install wireless handicap door opening system – Agri-Civic Center	3,950
Purchase early literacy learning station for Locust library branch – Library	3,900
Additional furniture for History Center – Library	3,760
Purchase electronic plan review software	3,580
Purchase additional furniture for youth learning lounge – Library	3,395
Install access control system in DSS reception office – DSS	2,650
Install remote monitor system for generators at radio tower sites – 911	2,235
Purchase bed slide for EM truck – Emergency Management	1,350
Replace standard exam table – Health	1,000
FY 2017-2018 Approved Projects	**$1,262,116**

Many of these projects (e.g., GPS for ambulances, inventory control, iPads, etc.) will enable staff to work more efficiently or deploy resources in a more informed and strategic manner. Ultimately, this helps mitigate the need for additional staff. It is imperative to continually make investments in our existing facilities, equipment and technology to ensure efficient service provision and effective facility management.

Revenue Summary

The majority of the projected revenue in the General Fund will come from the current year ad valorem tax levy. Property taxes represent 50.6% of total funding. This figure is up slightly from 50.1% of total revenue in FY 2016-2017. The second largest contributor of revenue to the General Fund is Intergovernmental (State & Federal) funding. These various revenues equate to over $9.68 million dollars (15.3%) of total revenue. The aforementioned revenues, combined with sales tax (14.5% of total revenue) and sales and service fees (13.1% of total revenue), represent 93.5% of the recommended total revenue.

Fee/Tax Increases

The annual solid waste fee increased by $3 to $75 in FY 2017-2018. The cost of providing solid waste services has increased by $34,000 mainly due to the annualized expense associated with cost of living and merit increases for employees and a $5,000 increase in the waste hauling contract.

There are a few additional fee increases/decreases in the Inspections, Register of Deeds Office and SCUSA Transportation service areas. The fee change in the Inspections Department is necessitated by a change in General Statutes. Below please find a list of all the requested and approved fee changes:

Service	Adopted FY 16-17	Requested FY 17-18	Adopted FY 17-18
Inspections – Residential Permits w/Added Square Footage			
Remodeling or alteration estimated cost threshold	$5,000	$15,000	$15,000
Register of Deeds			
Copies	$2.00	$3.00	$3.00
Transportation			
Hours	$11.50 per hour	-	-
Miles	$1.05 per mile	$1.90 per mile	$1.90 per mile

Volunteer Fire Districts

The Millingport Fire District tax rate increased from $0.05 per $100 to $0.10 per $100. The increase will help cover the cost associated with increased operational coverage and assist with aging equipment replacement. Millingport has developed a five-year capital improvement plan to replace key apparatus and equipment, and the additional revenue is needed to facilitate timely replacement.

The Ridgecrest Fire District tax rated increased by $0.02 per $100 from $0.09 to $0.11. Ridgecrest is utilizing the additional revenue to address both immediate and long-term needs. This includes the replacement of a 1990 tanker. On a long-term basis the additional revenue will be utilized for the following:

FY 2018-2019 – Replace a 2006 Quick Response Vehicle
FY 2019-2020 – Add 5th day of department coverage
FY 2020-2021 – Seek re-inspection to lower ISO rating
FY 2023-2024 – Add 6th day of department coverage
FY 2024-2025 – Replace/upgrade fire department building
FY 2025-2026 – Begin process of replacing engine 361 (2007 Pierce)

Outside Agency/Special Appropriation Requests

The Stanly County Arts Council requested $10,000 to support their cultural education program coordinated with the Stanly County School System. More specifically, the Arts Council is requesting $9,000 to help offset the cost of a part-time Executive Director and $1,000 to help cover the cost of the Arts Council's lease at the Agri-Civic Center.

Additionally, the non-profit West Stanly Senior Center requested the County take over full operation of the Center. It is unclear what quantity and scope of services were requested. As such an estimated cost could not be generated.

No funds were appropriated for any outside agency/special appropriations in FY 2017-2018. However, the Board did instruct staff to conduct an evaluation of the need and feasibility of establishing satellite senior center programs in different areas of the county or coming up with alternative plans for transportation enhancements. The results of this evaluation will be presented to the Board at their strategic planning retreat in the winter of 2018.

Enterprise Funds (Water & Sewer)

The water and sewer enterprise funds are self-supported through user fees and assessments. Overall the funds are performing better financially then previous years. The Board's decision to increase rates by 5% in FY 2016-2017

provided each of the funds with additional cash flow. It will be important to balance affordability with the rising of cost of water purchases from the City of Albemarle and the Town of Norwood in future years.

With this said, the City of Albemarle approved a 4% increase for its water and sewer services. Further, the Town of Norwood also recommended a 4% rate increase. Stanly County Utilities requested a 4% increase and the Board approved a 4% increase.

Further, there were several increases approved for taps and privilege fees associated with ¾, 1, or 2 inch water service connections or standard sewer service connections. Larger connection services are still based on a cost plus the privilege fee. Please see the Adopted Fee Schedule for the specific utility fee increases.

West Stanly Waste Water Treatment Plant Fund (Fund 631)

The adopted budget for the West Stanly Waste Water Treatment Plant Fund is $576,229 in FY 2017-2018. The budget is based on a wholesale sewer treatment rate of $4.74 per 1,000 gallons. No increase in the rate is included in the FY 201-2018 budget. The adopted FY 2017-2018 budget of $576,229 represents a decrease of $100,209 (14.8%) from the FY 2016-2017 Adopted Budget.

Please note, the County is currently working to finalize plans for a $2.6 million renovation to the McCoy's Creek pump station and the West Stanly Waste Water Treatment Plant. Depending on the timing of the renovation, the loan re-payment may commence in FY 2018-2019. As such, a rate increase will be required next fiscal year to help cover the additional debt service expense.

Greater Badin Water and Sewer District (Fund 611)

The adopted budget for the Greater Badin Water and Sewer District is $508,000 in FY 2017-2018. The budget is based on a base water rate structure of $22.57 for the first 2,000 gallons and $11.57 per 1,000 gallons thereafter, and a base sewer rate structure of $8.03 per 1,000 gallons. The adopted FY 2017-2018 budget of $508,000 represents an increase of $41,654 (8.9%) from the FY 2016-2017 Adopted Budget. The increase is primarily associated with additional funding for water purchases and system maintenance.

Piney Point Water District (Fund 621)

The adopted budget for the Piney Point Water District is $167,000 in FY 2017-2018. Again, the budget is based on a base water rate structure of $22.57 for the first 2,000 gallons and $11.57 per 1,000 gallons thereafter. The adopted FY 2017-2018 budget of $167,000 represents an increase of $25,000 (17.6%) from the FY 2016-2017 Adopted Budget. The $25,000 increase is primarily associated with additional funding for water purchases and system maintenance.

Stanly County Utilities (Fund 641)

The adopted budget for the Stanly County Utilities is $3,513,229 in FY 2017-2018. The budget is based on a base water rate structure of $22.57 for the first 2,000 gallons and $11.57 per 1,000 gallons thereafter, and a base sewer rate structure of $8.03 per 1,000 gallons. The adopted FY 2017-2018 budget of $3.51 million represents an increase of $87,535 (2.6%) from the FY 2016-2017 Adopted Budget. A significant portion of this increase ($30,000) is appropriated from the General Fund to initiate a low to moderate hook-up grant program to assist additional homeowners with connecting to the County's water and sewer lines. The $30,000 from the General Fund is matched with $45,000 from the Utilities reserve fund. The grant program will be modeled after the hook-up grants the County use to receive from the NC Department of Commerce Community Development Block Grant program which were discontinued two (2) years ago.

Airport Authority (Fund 671)

The total adopted budget for the Airport Authority is $893,246 in FY 2016-2017. This represents a $27,737 increase (3.2%) over the FY 2016-2017 Adopted budget appropriation. The budget includes a $326,896 appropriation from the General Fund. This is an increase of $67,549 (26%) from the FY 2016-2017 Adopted Budget. The $326,896 appropriation includes the required match for the annual Vision 100 grant funding. The approved appropriation also includes funding ($13,000) for the replacement of a zero-turn mower and $15,000 in additional repairs and maintenance funding to install ridge vents in the hangar facilities to mitigate moisture and humidity issues.

Special Revenue Funds

911 Surcharge Fund (Fund 260)

The adopted budget for the Wireless Fund is $410,809 in FY 2017-2018. The FY 2017-2018 adopted budget represents a $7,864 (1.9%) decrease from FY 2016-2017 Adopted Budget.

A total of $42,709 will be available from the 911 Fund to assist with the annual debt service associated with the County's digital radio system.

Summary

There is a cost to providing high quality education, public safety, economic development, health and human services and other quality of life programs such as the library and Agri-Civic Center. The County has maintained its existing tax rate of $0.67 for eleven (11) consecutive years. Keeping the tax rate affordable is important. At the same time, we must ensure sufficient resources exist to accomplish the Board's goals and priorities.

The FY 2017-2018 Adopted Budget includes many one-time technology initiatives to help increase staff productivity, streamline work and mitigate the need for additional personnel. Further, these advances in technology will improve the County's ability to deliver services and enhance customer service.

County staff has been good stewards of the County's limited resources. We must continue to re-invest in our facilities, human capital and equipment to maintain and improve the services we provide the citizens of Stanly County. Staff looks forward to working with the Board during FY 2017-2018 to carry out the Board's desired goals that are aligned to this adopted funding plan.

Respectfully,

Andrew M. Lucas
County Manager

Toby Hinson
Finance Director

Stanly County
Fiscal Year 2017-2018
Adopted Budget-in-Brief

Tax rate remains at $0.67 per $100

11th consecutive year w/o a tax rate increase

Additional funding for Sheriff's Office personnel and vehicle replacement

Additional funding for Sheriff's Office equipment replacement & dash cameras

Increased funding for additional EMS staffing

Increased funding for jail technology to increase productivity & staff safety

3% operational increase for public schools & a 9% capital outlay increase

$236,000 teacher supplement grant *(up $150,000 from FY 16-17)*

3% operational increase for Stanly Community College (SCC)

Increased funding for literacy resources in the public library

Funding for continued industrial site development

Increased funding for recruitment & advertising

Increased funding for employee COLA and healthcare benefits

Funding to maintain facilities and improve customer safety

Increased funding for IT network security and enhanced performance

BUDGET SUMMARY BY AGENCY

COMPARISON

AGENCY:	FY 16-17 Adopted Budget	FY 17-18 Adopted Budget	FY 17-18 $ Change Over Previous	FY 17-18 % Change Over Previous
Agri-Civic Center	$459,796	353,889	(105,907)	-23.03%
Airport	259,347	326,896	67,549	26.05%
Animal Control	360,975	381,422	20,447	5.66%
Attorney's Office	165,254	165,724	470	0.28%
Board of Elections	369,974	403,439	33,465	9.05%
Clerk of Court	15,075	12,118	(2,957)	-19.62%
Central Administration	414,504	431,946	17,442	4.21%
Central Permitting	227,628	272,892	45,264	19.89%
Contingency	220,000	288,676	68,676	31.22%
Cooperative Extension	229,678	241,936	12,258	5.34%
District Attorney's Office	2,500	0	(2,500)	-100.00%
Economic Development	473,899	592,587	118,688	25.04%
Emergency Management	242,947	250,284	7,337	3.02%
Emergency Medical Services (EMS)	3,315,666	3,950,270	634,604	19.14%
Facilities Maintenance	1,128,673	1,095,186	(33,487)	-2.97%
Finance Office	445,720	479,687	33,967	7.62%
Fire Service	496,370	496,961	591	0.12%
Governing Body/Non-Departmental	237,482	237,845	363	0.15%
Health Dept - Dental	979,495	1,212,755	233,260	23.81%
Health Dept - Environmental	405,506	437,218	31,712	7.82%
Health Dept - General	2,585,780	2,692,004	106,224	4.11%
Health Dept - Home Health	1,535,085	1,550,016	14,931	0.97%
Inspections	411,427	421,737	10,310	2.51%
IT	743,735	843,806	100,071	13.46%
Judge's Office	5,900	6,344	444	7.53%
Juvenile Justice	202,670	199,061	(3,609)	-1.78%
Library	1,283,135	1,270,891	(12,244)	-0.95%
Medical Examiner	25,000	30,000	5,000	20.00%
NC Forestry Service	88,955	93,000	4,045	4.55%
Occupancy Tax	208,000	216,500	8,500	4.09%
Piedmont Mental Health	205,160	205,160	-	0.00%
Planning & Zoning	257,207	268,883	11,676	4.54%
Register of Deeds	355,061	396,611	41,550	11.70%
Rocky River RPO	115,394	132,969	17,575	15.23%
Senior Services	1,465,161	1,489,326	24,165	1.65%
Sheriff - Jail	2,607,844	2,790,436	182,592	7.00%
Sheriff's Office - Operations	3,804,529	4,038,594	234,065	6.15%
Sheriff - School Resource Officer	367,139	405,165	38,026	10.36%
Special Appropriations	50,000	135,000	85,000	170.00%
Social Services	9,680,459	9,917,768	237,309	2.45%
Soil Conservation	103,511	108,334	4,823	4.66%
Solid Waste	1,049,496	1,083,523	34,027	3.24%
Tax Administration	804,240	788,563	(15,677)	-1.95%
Tax Revaluation	397,173	390,227	(6,946)	-1.75%
Transfer to Other Funds	50,000	30,000	(20,000)	-40.00%
Transportation (SCUSA)	997,766	1,012,465	14,699	1.47%
Veteran Services	68,126	75,186	7,060	10.36%
911	1,666,433	1,849,575	183,142	10.99%
Total County Services	**$41,584,875**	**$44,072,875**	**$2,488,000**	**5.98%**
General Debt Service	**$ 3,516,475**	**3,352,597**	**-$163,878**	**-4.66%**
Education Services			-	
Schools Current Expense	$ 10,148,243	10,282,253	$134,010	1.32%
Schools Special Article 44 Expense	465,000	500,000	$35,000	7.53%
Schools Capital Outlay	3,045,538	3,215,427	$169,889	5.58%
Technology Replacement Grant	400,000	0	-$400,000	-100.00%
Techer Supplement & STEM Grant	86,000	236,000	$150,000	174.42%
SCC Current Expense	1,348,303	1,394,014	$45,711	3.39%
SCC Capital Outlay	160,000	160,000	$0	0.00%
SCC PEG Channel Support	30,000	30,000	$0	0.00%
Total Education Services	**$15,683,084**	**$15,817,694**	**$134,610**	**0.86%**
Total Appropriation	**$60,784,434**	**$63,243,166**	**$2,458,732**	**4.05%**

BUDGET SUMMARY BY AGENCY

FUNDING SOURCE

AGENCY:	FY 16-17 Adopted Budget	FY 17-18 Adopted Budget	FY 2017-2018 Source of Funds County	Other
Agri-Civic Center	$459,796	353,889	289,139	$64,750
Airport	259,347	326,896	326,896	-
Animal Control	360,975	381,422	368,422	13,000
Attorney's Office	165,254	165,724	165,724	-
Board of Elections	369,974	403,439	400,339	3,100
Clerk of Court	15,075	12,118	12,118	-
Central Administration	414,504	431,946	431,946	-
Central Permitting	227,628	272,892	258,672	14,220
Contingency	220,000	288,676	288,676	-
Cooperative Extension	229,678	241,936	220,311	21,625
District Attorney's Office	2,500	0	0	-
Economic Development	473,899	592,587	482,587	110,000
Emergency Management	242,947	250,284	206,210	44,074
Emergency Medical Services (EMS)	3,315,666	3,950,270	1,465,270	2,485,000
Facilities Maintenance	1,128,673	1,095,186	970,186	125,000
Finance Office	445,720	479,687	479,687	-
Fire Service	496,370	496,961	489,961	7,000
Governing Body/Non-Departmental	237,482	237,845	(680,922)	918,767
Health Dept - Dental	979,495	1,212,755	(50,000)	1,262,755
Health Dept - Environmental	405,506	437,218	354,218	83,000
Health Dept - General	2,585,780	2,692,004	1,380,527	1,311,477
Health Dept - Home Health	1,535,085	1,550,016	0	1,550,016
Inspections	411,427	421,737	(159,763)	581,500
IT	743,735	843,806	843,806	-
Judge's Office	5,900	6,344	6,344	-
Juvenile Justice	202,670	199,061	25,000	174,061
Library	1,283,135	1,270,891	1,125,341	145,550
Medical Examiner	25,000	30,000	30,000	-
NC Forestry Service	88,955	93,000	93,000	-
Occupancy Tax	208,000	216,500	0	216,500
Piedmont Mental Health	205,160	205,160	190,160	15,000
Planning & Zoning	257,207	268,883	216,983	51,900
Register of Deeds	355,061	396,611	73,080	323,531
Rocky River RPO	115,394	132,969	0	132,969
Senior Services	1,465,161	1,489,326	570,395	918,931
Sheriff - Jail	2,607,844	2,790,436	2,539,436	251,000
Sheriff's Office - Operations	3,804,529	4,038,594	3,777,094	261,500
Sheriff - School Resource Officer	367,139	405,165	0	405,165
Special Appropriations	50,000	135,000	135,000	-
Social Services	9,680,459	9,917,768	3,181,216	6,736,552
Soil Conservation	103,511	108,334	82,334	26,000
Solid Waste	1,049,496	1,083,523	39,203	1,044,320
Tax Administration	804,240	788,563	787,463	1,100
Tax Revaluation	397,173	390,227	390,227	-
Transfer to Other Funds	50,000	30,000	30,000	-
Transportation (SCUSA)	997,766	1,012,465	215,268	797,197
Veteran Services	68,126	75,186	73,186	2,000
911	1,666,433	1,849,575	1,799,436	50,139
Total County Services	**$41,584,875**	**$44,072,875**	**$23,924,176**	**$20,148,699**
General Debt Service	**$3,516,475**	**3,352,597**	**$3,373,258**	**$0**
Education Services				
Schools Current Expense	$10,148,243	$10,282,253	$10,282,253	$0
Schools Special Article 44 Expense	465,000	500,000	500,000	
Schools Capital Outlay	3,045,538	3,215,427	2,635,427	580,000
Technology Replacement Grant	400,000	0	0	-
Teacher Supplement Grant	86,000	236,000	236,000	-
SCC Current Expense	1,348,303	1,394,014	1,394,014	-
SCC Capital Outlay	160,000	160,000	160,000	-
SCC PEG Channel Support	30,000	30,000	0	30,000
Total Education Services	**$15,683,084**	**$15,817,694**	**$15,207,694**	**$610,000**
Total Appropriation	**$60,784,434**	**$63,243,166**	**$42,505,128**	**$20,758,699**

What You Will Pay For

2017 Property Tax Receipt

***Average household pays $1,298 per year or $108 per month**

Program	A Household's Monthly Property Tax
Stanly County Public Schools	$31.80
Public Safety (Court Security, Jail & Sheriff)	$15.97
Emergency Services (Emergency Management, EMS, Fire & 911)	$10.36
Debt Service (Schools, Jail, Public Safety Radio System, Ambulances and IT Systems)	$8.63
Social Services	$7.26
Public Health	$4.60
Stanly Community College	$4.47
Library & Museum	$3.02
Tax Administration & Collection	$2.95
Facilities Maintenance	$2.63
Industrial, Commercial and Agricultural Economic Development	$2.56
IT & GIS	$2.06
Governing & Management (Attorney, Finance, Governing Body, HR & Manager's Office)	$1.72
Senior Services	$1.45
Code Enforcement, Planning & Zoning	$1.18
Board of Elections	$1.07
Animal Control	$1.00
Environmental Protection (Forestry Service, Solid Waste & Soil & Water Conservation)	$0.96
Airport	$0.91
Agri-Civic Center	$0.82
Public Transportation (SCUSA)	$0.66
Court/Justice System – County Share	$0.56
Mental Health Services	$0.45
Veteran Services	$0.34
Register of Deeds	$0.33
Medical Examiner	$0.24
Total	**$108**

* Based on total property tax revenue divided by the number of households (US Census 2015)

Stanly County

FY 17-18 Department Line Item - Approved Enhancements

Tax Administration

Line Item	Description	Request	Request	Adopted
121.000	Salaries & Wages - Regular	Hire new Land Records Specialist for 2 pay period overlap w/incumbent retiring 12/31/17	$3,615	$1,808
291.000	Data Processing Supplies	Request for new computers to replace four (4) of the 16 computers running on Windows 7	2,400	2,400
		Total	**$6,015**	**$4,208**

Tax Revaluation

Line Item	Description	Request	Request	Adopted
121.000	Salaries & Wages - Regular	Hire new Real Prop Appraisal Spec for 2 pay period overlap w/incumbent retiring 10/17	$3,615	$1,808
291.000	Data Processing Supplies	Request for new computers to replace two (2) computers running on Windows 7	1,200	1,200
540.000	Motor Vehicles	Replace 2001 Crown Vic with a new 2017 Ford Fusion (**lease option**)	18,330	4,480
		Total	**$23,145**	**$7,488**

Elections

Line Item	Description	Request	Request	Adopted
121.000	Salaries & Wages -Regular	Hire an Asst. Director position (***recommending permanent PT positions w/benefits***)	$48,695	$37,733
	Miscellaneous Line Items	Expense associated with potential 2nd primary (May 2018)	48,295	0
351.000	Rep & Maint - Grounds	Renovate lobby and reception	7,000	5,000
510.000	Office Furniture & Equip	New desks and furniture for renovated lobby and reception area	10,000	7,500
520.000	Data Processing Equip	Tablets for precinct officials and Board of Election members	5,000	5,000
	Miscellaneous Line Items	Expense associated with precinct consolidation	41,800	0
		Total	**$160,790**	**$55,233**

Register of Deeds

Line Item	Description	Request	Request	Adopted
126.000	Salaries & Wages - Part-Time	Hire an additional PT employee	$14,650	$14,650
121.000	Salaries & Wages - Regular	Reclassification request for Deputy I position	1,264	0
121.000	Salaries & Wages - Regular	Reclassification request for Deputy II position	1,383	0
121.000	Salaries & Wages - Regular	Reclassification request for Assistant Register of Deeds position	3,279	0
		Total	**$20,576**	**$14,650**

Information Technology

Line Item	Description	Request	Request	Adopted
520.000	Data Processing Equipment	Replace all network switches. Current switches are eight (8) years old and end of life	$320,000	*Finance in FY18*
440.000	Service & Maint Contract	Cyber security incident response protection coverage	14,000	14,000
121.000	Salaries & Wages - Regular	Add Sr. Land Records Spec. position to match 2008 employee census given work volume	52,200	0
		Total	**$386,200**	**$14,000**

Stanly County
FY 17-18 Department Line Item - Approved Enhancements

Facilities Mgt.

Line Item	Description	Request		Request	Adopted
351.000	Repair & Maint. - Buildings	Additional funding to cover the cost of parking lot repairs and flooring at Commons		$70,000	$70,000
			Total	**$70,000**	**$70,000**

Sheriff

Line Item	Description	Request		Request	Adopted
121.000	Salaries & Wages - Regular	Deputy II position - to be assigned to Narcotics division to aid with drug investigations		$48,804	$55,225
291.000	Data Processing Supplies	Replace additional patrol car printers with thermal imaging printers (started in FY 16-17)		8,937	8,937
430.000	Rental of Equipment	Funds to replace all existing tasers given end of life. Replace with new version		4,920	4,920
540.000	Motor Vehicles	Requested eight (8) replacement vehicles for law enforcement operations (4- 2017 Dodge Chargers & 4 - 2017 Ford SUV Interceptors)		218,468	*Finance in FY18*
			Total	**$281,129**	**$69,082**

Jail

Line Item	Description	Request		Request	Adopted
121.000	Salaries & Wages - Regular	Requesting four (4) additional positions ($47,276 ea.)		$189,104	$0
122.000	Salaries & Wages - Time Off Paid (OT)	Requesting overtime budget (***recommended PT funding for will-call***)		10,000	23,000
211.000	Janitorial Supplies	Requesting additional funds given increased ADP		2,000	2,000
220.000	Food Service	Seeking additional funds given increase ADP and contract inflation		6,000	25,000
252.000	Tires and Tubes	Seeking additional funds to cover tire repair and replacement		100	0
299.000	Miscellaneous Supplies	Seeking additional funds to cover expenses due to increased inmate population (ADP)		8,000	8,000
261.000	Departmental Supplies	Seeking increase for miscellaneous supplies for fingerprinting, tasers, shoulder mic, etc.		1,000	0
325.000	Postage	Seeking increase due to increase inmate population (ADP)		300	300
355.000	Garbage Collection	Seeking increase due to increased garbage collection		202	202
351.000	Rep&Maint-Bldg & Grounds	Seeking additional funding for general maintenance of the facility and grounds		1,500	0
440.000	Service & Maint Contract	Seeking an increase to cover inflationary increases to various contracts for service		1,230	1,230
499.000	Other Fixed Charges	Seeking an increase in "safe keeping" cost due to increased inmate population		5,000	5,000
238.000	Medical Supplies	Increase inmate healthcare contract for FT 24/7 nurse coverage		63,685	0
440.000	Service & Maint Contract	Laundry contract to replace existing inmate labor and potential risk		127,400	0
440.000	Service & Maint Contract	Web interface with inmate management system to avoid duplicate data entry		11,200	11,200
440.000	Service & Maint Contract	Timekeeping software to automate inmate supervision and special watch data entry		15,330	15,330
520.000	Data Processing Equip	Replace existing master control system		65,000	65,000
520.000	Data Processing Equip	Integration of fingerprinting machine in booking w/the jail management system (JMS)		5,057	5,257
540.000	Motor Vehicles	Replace existing transport vehicle w/137,000 miles with new Ford F350 Transit vehicle		26,769	26,769
			Total	**$538,877**	**$188,288**

School Resource Officers

Line Item	Description	Request		Request	Adopted
440.000	Service & Maint. Contract	Install reporting software and wireless access points in all SRO patrol vehicles		$10,800	$10,800
			Total	**$10,800**	**$10,800**

Stanly County

FY 17-18 Department Line Item - Approved Enhancements

Central Permitting

Line Item	Description	Request	Request	Adopted
121.000	Salaries & Wages - Regular	Increase 30 hr. position to 37.5 hours	$6,605	$6,803
440.000	Service & Maint. Contract	Purchase software to allow for electronic plan submission and review	3,580	3,580
			$10,185	**$10,383**

EMA

Line Item	Description	Request	Request	Adopted
253.000	Vehicle Parts & Supplies	Purchase bed slide for EMS truck bed	$1,350	$1,350
121.000	Salaries & Wages - Full Time	Request to reclassify Admin Support Spec III to Office Manager	0	0
		Total	**$1,350**	**$1,350**

Fire

Line Item	Description	Request	Request	Adopted
540.000	Vehicle	Replace existing F-250 w/153,000 miles with a new 2017 Chevy Silverado 2500	$40,705	$0
190.000	Professional Services	Administrative fee for Seamless Docs - electronic forms subscription	6,600	6,600
550.000	Other Equipment	Purchase 4 self contained breather apparatus - currently rely on spare VFDs, if available	27,792	27,792
		Total	**$75,097**	**$34,392**

EMS

Line Item	Description	Request	Request	Adopted
121.000	Salaries & Wages - Full Time	Eleven (11) EMT Paramedic I-Salaries for full 24/72 implementation effective 3/1/18	$234,160	$181,065
440.000	Service & Maint. Contract	Deploy GPS mobile solution to track EMS vehicles, improve efficiency, training, etc.	9,309	9,309
440.000	Service & Maint. Contract	Purchase medical supply inventory control management system	4,578	4,578
550.000	Other Equipment	Purchase SimMan Manikin for training purposes	27,592	0
		Total	**$275,639**	**$194,952**

Inspections

Line Item	Description	Request	Request	Adopted
540.000	Motor Vehicles	2016 Chevrolet 1500 truck to replace 2006 Chevy Trailblazer (lease option)	$31,000	$5,991
291.000	Data Processing Supplies	Additional funding to purchase monitors for electronic plan review and tablets	$3,800	3,800
126.000	Salaries & Wages - PT/Temp	Additional part-time resources to be used only in high volume situations to avoid delays	15,000	0
		Total	**$49,800**	**$9,791**

Stanly County
FY 17-18 Department Line Item - Approved Enhancements

911 Communications

Line Item	Description	Request	Request	Adopted
430.000	Rental of Equipment	Replace 911 servers and hardware storage	$5,200	$5,200
520.000	Data Processing Equip	Replace outdated key card access control system	7,500	7,500
520.000	Data Processing Equip	Geo prime emergency radio system relocation to enhance reliability and redundancy	35,400	35,400
520.000	Data Processing Equip	Remote emergency radio system - generator monitoring - hardware installation	2,235	2,235
440.000	Service & Maint Contract	Remote emergency radio system - generator monitoring - annual subscription	720	720
121.000	Salaries & Wages - Regular	Reclassification of Asst. Director/Training Coordinator from grade 68 to 69	0	0
121.000	Salaries & Wages - Regular	Reclassification of 4 positions to Shift Supervisor - career path and recruitment incentive	21,624	0
121.000	Salaries & Wages - Regular	Implement training officer incentive pay	2,500	5,000
121.000	Salaries & Wages - Regular	Increase 30 hr. PT Database Coordinator to 37.5 FT position	7,676	0
520.000	Data Processing	Microsoft Windows Server Licenses	2,699	2,699
		Total	**$85,554**	**$58,754**

Transportation (SCUSA)

Line Item	Description	Request	Request	Adopted
126.000	Salaries & Wages - Regular	Reclassify Admin Office Asst. position to Admin. Support Specialist I from grade 58 to 60	$0	$0
		Total	**$0**	**$0**

Solid Waste

Line Item	Description	Request	Request	Adopted
580.000	Bldg, Structure & Improv	Concrete pad at Austin Rd. site	$7,500	$0
		Total	**$7,500**	**$0**

Economic Development

Line Item	Description	Request	Request	Adopted
190.000	Professional Services	Increase funding for consultant support w/direct marketing to target companies/consultants	$10,000	$10,000
		Total	**$10,000**	**$10,000**

Planning & Zoning

Line Item	Description	Request	Request	Adopted
699.590	Minimum Housing Expense	Additional funds for minimum housing mitigation	$2,500	$0
540.000	Motor Vehicle	Replace 2000 Ford Taurus w/102,000+ miles & bad transmission. (lease option)	27,000	5,277
291.000	Data Processing Supplies	Replace 5 year old laptop with new model	1,200	1,200
121.000	Salaries & Wages - Regular	Reclassify Planner I to a Planner II position (grade 67 to 69)	3,894	0
121.000	Salaries & Wages - Regular	Request FT Planning Technician to assist with municipal contracts and zoning compliance	45,548	0
		Total	**$80,142**	**$6,477**

Stanly County

FY 17-18 Department Line Item - Approved Enhancements

General Health

Line Item	Description	Request		Request	Adopted
530.000	Medical Equipment	Replace outdated clinic exam table w/ADA compliant electric lift adjustment table		$6,000	$6,000
351.000	Rep & Maint - Bldg. & Grounds	Add four (4) lockable doors to office units w/"swinging" type doors		1,200	1,200
351.000	Rep & Maint - Bldg. & Grounds	Paint the staff office area		6,000	6,000
261.000	Departmental Supplies	Replace standard clinic exam table - current table showing wear		1,000	1,000
261.000	Departmental Supplies	Replace six (6) staff office desks & associated furniture. Existing units are in disrepair		6,300	5,250
			Total	**$20,500**	**$19,450**

Dental Clinic

Line Item	Description	Request		Request	Adopted
351.000	Rep & Maint - Bldg. & Grounds	Dental clinic renovation. Enhance clinic aesthetics and patient visit experience		$34,700	$34,700
261.000	Departmental Supplies	Replace waiting area tables and chairs, and add partition panels		4,000	4,000
353.000	Rep & Maint - Vehicles	Replace van loading ramp with power lift		4,500	4,500
			Total	**$43,200**	**$43,200**

Environmental Health

Line Item	Description	Request		Request	Adopted
121.000	Salaries & Wages - Regular	New processing assistant position to provide field staff and management support		$43,955	
291.000	Data Processing Supplies	Imaging project to allow public access to on-site water protection docs & permits		8,650	
321.000	Telephone Service	Imaging project to allow public access to on-site water protection docs & permits		2,290	
440.000	Service & Maint. Contracts	Imaging project to allow public access to on-site water protection docs & permits		2,300	
351.000	Rep & Maint - Bldg. & Grounds	Paint the staff office area		4,000	4,000
440.000	Service & Maint. Contracts	Requesting one-time modification of current CDP software system and web interface		2,530	
			Total	**$63,725**	**$4,000**

Social Services

Line Item	Description	Request		Request	Adopted
121.000	Salaries & Wages - Regular	Four (4) additional Income Maintenance Caseworker I to assist w/benefit processing		$175,896	$0
121.000	Salaries & Wages - Regular	One (1) additional Income Maintenance Caseworker II to assist w/benefit processing		44,702	0
121.500	Salaries & Wages - Time Off Paid	Overtime funds to compensate caseworkers working overtime instead of comp time		22,330	0
291.000	Data Processing Supplies	Purchase access control system for reception area		2,650	2,650
291.000	Data Processing Supplies	Purchase scanners for staff to electronically file all paperwork to improve efficiency		32,100	25,000
520.000	Data Processing Equip	Purchase iPads for Child Welfare unit for field based data entry and efficiency		38,700	38,700
321.000	Telephone Service	Provide WiFi for iPads		16,563	16,563
540.000	Motor Vehicles	4WD SUV to replace a 1997 Jeep Cherokee with 180,000 miles (lease option)		26,394	5,277
			Total	**$359,335**	**$88,190**

Stanly County
FY 17-18 Department Line Item - Approved Enhancements

Senior Services

Line Item	Description	Request		Request	Adopted
491.000	Dues and Subscriptions	Additional match funding requested by Centralina AAA for program administration		$5,294	$5,294
291.000	Data Processing Supplies	Replace old computer for Senior Center staff (already entered in LOGOS)		357	357
291.000	Data Processing Supplies	Replace old computer for Nutrition Supervisor		357	357
			Total	**$6,008**	**$6,008**

Library

Line Item	Description	Request		Request	Adopted
126.000	Salaries & Wages - Part Time	Additional PT staff at the Museum Center to provide coverage at facility		$22,939	$0
261.000	Departmental Supplies	Chairs, tables, seating and supplies for learning lounge in former Heritage Room space		3,395	3,395
550.000	Other Equipment	Smart Board and cabinets for proposed learning lounge		16,590	9,590
291.000	Data Processing Supplies	Replace 22 outdated staff and public access computers		11,000	11,000
261.000	Departmental Supplies	Additional tables, chairs, moveable displays and fire proof storage cabinets for Museum		11,200	3,760
121.000	Salaries & Wages - Regular	Increase in pay for Library Director based on comparison to comparable size systems		10,000	0
230.100	Library Books	Additional resources for an on-line magazine subscription - Flipster		4,000	4,000
520.000	Data Processing Equip	Early literacy learning station (Locust Library)		3,900	3,900
			Total	**$83,024**	**$35,645**

Agri-Civic Center

Line Item	Description	Request		Request	Adopted
351.000	Repair & Maint Bldg and Grounds	Installation of LED pendant light fixtures in Auditorium - more energy efficient		$8,430	$8,430
351.000	Repair & Maint Bldg and Grounds	Wireless door opening control system to assist handicap w/accessing main lobby		3,950	3,950
			Total	**$12,380**	**$12,380**

Airport

Line Item	Description	Request		Request	Adopted
351.000	Repair & Maint Bldg and Grounds	Additional funds to install ridge vents in hangars to eliminate humidity & moisture issues		$13,000	$13,000
550.000	Other Equipment	Replacement of smaller zero-turn mower		13,000	13,000
			Total	**$26,000**	**$26,000**

Utilities 641

Line Item	Description	Request		Request	Adopted
540.000	Motor Vehicles	Purchase F550 Utility Service truck with crane system (***recommending lease purchase***)		$80,000	*Finance in FY18*
580.000	Bldg, Structure & Improv	Renovate Guard Rd. site building to house office and storage of materials		55,000	55,000
			Total	**$135,000**	**$55,000**

Stanly County

FY 17-18 Department Line Item - Approved Enhancements

Utilities 611					
Line Item	**Description**	**Request**		**Request**	**Adopted**
580.000	Bldg, Structure & Improv	Repair several components of WWTP		$30,000	$30,000
			Total	**$30,000**	**$30,000**
		Total County Department Enhancement Requests Adopted for FY 2017-2018		**$2,871,971**	**$1,079,721**

STANLY COUNTY, NORTH CAROLINA
LIST OF ELECTED AND APPOINTED OFFICIALS
June 22, 2017

Elected Officials

Board of Commissioners – Chairman ..... Bill Lawhon
Board of Commissioners – Vice-Chairman ..... Joseph Burleson
Board of Commissioners ..... Scott Efird
Board of Commissioners ..... Jann Lowder
Board of Commissioners ..... Gene McIntyre
Board of Commissioners ..... Ashely Morgan
Board of Commissioners ..... Matthew Swain
Sheriff ..... George T. Burris
Register of Deeds ..... Suzanne W. Lowder

Appointed Officials

County Manager ..... Andrew M. Lucas
Clerk to the Board ..... Tyler L. Brummitt
Agri – Civic Center Director ..... Doshia F. Swaringen
Airport Director ..... David M. Griffin
Central Permitting ..... Carol C. Almond
Code Enforcement ..... Vacant
Communications Director – E 911 ..... Karen L. McDaniel
County Attorney ..... Jennifer R. Furr
County Extension Service ..... Lori S. Ivey
Economic Development Director ..... C. Michael Smith
Election Supervisor ..... Kimberly R. Blackwelder
Emergency Management Director ..... Brian T. Simpson
Facility Management and Solid Waste Director ..... Todd R. Lowder
Finance Director ..... Toby R. Hinson
Health Director ..... Dennis R. Joyner
Human Resources Director ..... Emily J. Frye
Information Technology Director ..... Chad A. Coble
Library Director ..... Melanie J. Holles
Planning Director ..... Michael M. Sandy
Public Utilities Director ..... Donna L. Davis
Senior Services Director ..... Rebecca G. Weemhoff
Social Services Director ..... Tammy G. Schrenker
Soil and Water Conservation Cost Share Technician ..... Vacant
Tax Administrator ..... Clinton G. Swaringen
Transportation Director ..... Candice B. Moffitt
Veterans Service Officer ..... Roderick F. Barbee

Stanly County
Organizational Chart

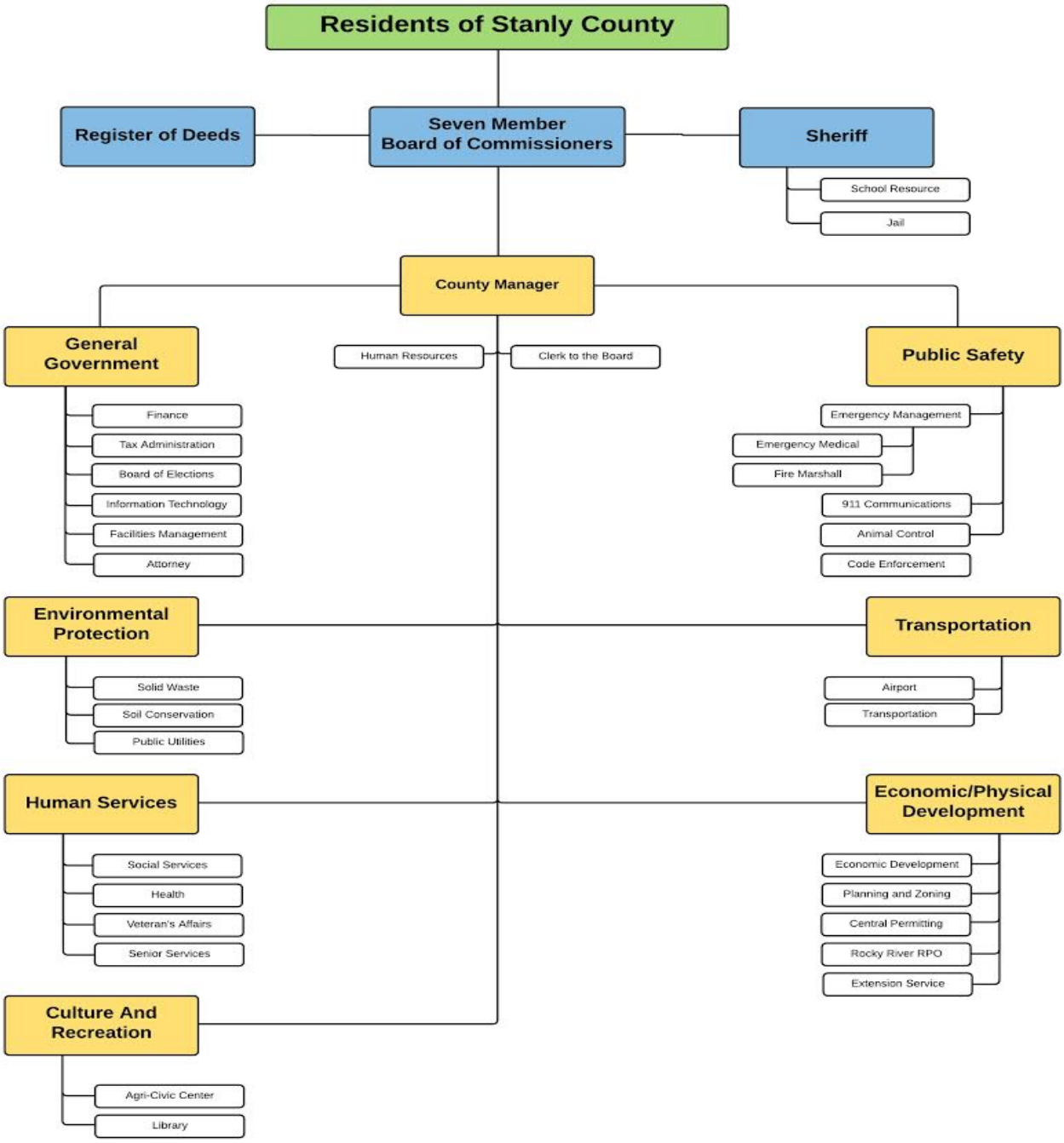

STANLY COUNTY

BUDGET ORDINANCE

2017-2018

BE IT ORDAINED by the Board of Commissioners of Stanly County, North Carolina:

Section 1: The following amounts are hereby appropriated in the General Fund for the operation of Stanly County government and its activities for the fiscal year beginning July 1, 2017, and ending June 30, 2018, in accordance with the chart of accounts heretofore established for Stanly County:

General Government	$	5,251,496
Public Safety		14,813,505
Transportation		1,012,465
Environmental Protection		1,284,857
Economic and Physical Development		1,725,767
Human Services		17,579,433
Culture and Recreation		1,624,780
Education		15,817,694
Special Appropriations		135,000
Debt Service		3,352,597
Transfers to Other Funds		356,896
Contingency		288,676
TOTAL GENERAL FUND EXPENSES	$	63,243,166

Section 2. It is estimated that the following revenues will be available in the General Fund for the fiscal year beginning July 1, 2017, and ending June 30, 2018:

Ad Valorem Taxes	$	31,958,948
Sales taxes		9,150,000
Other Taxes		646,500
Intergovernmental Revenues		9,678,698
Licenses and Permits		992,031
Sales and Services		8,259,825
Investment Earnings		127,500
Miscellaneous Income		784,043
Transfers In		-
Fund Balance Appropriated		1,645,621
TOTAL GENERAL FUND REVENUES	$	63,243,166

Section 3. The following amounts are hereby appropriated in the Fire District Fund for the fiscal year beginning July 1, 2017, and ending June 30, 2018, in accordance with the chart of accounts heretofore established for Stanly County:

Other Fixed Charges	$	40,000
NCDMV Tax Processing		12,000
West Stanly Fire District		786,000
Center Rural Fire District		340,000
Endy Fire District		121,800
Ridgecrest Fire District		187,000
Aquadale Fire District		151,000
Eastside Fire District		198,500
Oakboro Fire District		128,100
New London Fire District		207,000
Southside Fire District		107,000
Bethany Fire District		80,988
Richfield Fire District		126,000
Millingport Fire District		215,000
Badin Fire District		136,510
Norwood Special Fire District		20,200
	$	2,857,098

Section 4. It is estimated that the following revenues will be available in the Fire District Fund for the fiscal year beginning July 1, 2017, and ending June 30, 2018:

Property Tax Collections	$	2,857,098

Section 5. The following amounts are hereby appropriated in the Greater Badin Water & Sewer District Fund for the fiscal year beginning July 1, 2017, and ending June 30, 2018, in accordance with the chart of accounts heretofore established for Stanly County:

Administration & Operations	$	508,000

Section 6. It is estimated that the following revenues will be available in the Greater Badin Water & Sewer Fund for the fiscal year beginning July 1, 2017, and ending June 30, 2018:

Sales & Service	$	476,000
Miscellaneous		1,000
Investment Earnings		1,000
Retained Earnings Appropriated		30,000
	$	508,000

Section 7. The following amounts are hereby appropriated in the Piney Point Water District Fund for the fiscal year beginning July 1, 2017, and ending June 30, 2018, in accordance with the chart of accounts heretofore established for Stanly County:

Administration & Operations	$	167,000

Section 8. It is estimated that the following revenues will be available in the Piney Point Water District Fund for the fiscal year beginning July 1, 2017, and ending June 30, 2018:

Sales and Service	$	165,900
Miscellaneous		100
Investment Earnings		1,000
	$	167,000

Section 9. The following amounts are hereby appropriated in the West Stanly WWTP Fund for the fiscal year beginning July 1, 2017, and ending June 30, 2018, in accordance with the chart of accounts heretofore established for Stanly County:

Administration & Operations	$	576,229

Section 10. It is estimated that the following revenues will be available in the West Stanly WWTP Fund for the fiscal year beginning July 1, 2017, and ending June 30, 2018:

Sales and Service	$	555,229
Transfer From Other Funds		21,000
	$	576,229

Section 11. The following amounts are hereby appropriated in the Utility Fund for the fiscal year beginning July 1, 2017, and ending June 30, 2018, in accordance with the chart of accounts heretofore established for Stanly County:

Administration & Operations	$	3,513,229

Section 12. It is estimated that the following revenues will be available in the Utility Fund for the fiscal year beginning July 1, 2017, and ending June 30, 2018:

Sales and Service	$	3,443,229
Miscellaneous		35,000
Investment Earnings		5,000
Transfer From Other Funds		30,000
	$	3,513,229

Section 13. The following amounts are hereby appropriated in the Airport Fund for the fiscal year beginning July 1, 2017, and ending June 30, 2018, in accordance with the chart of accounts heretofore established for Stanly County:

Operations	$	893,246

Section 14. It is estimated that the following revenues will be available in the Airport Fund for the fiscal year beginning July 1, 2017, and ending June 30, 2018:

Sales & Service	$	410,100
Restricted Intergovernmental		150,000
Miscellaneous		6,150
Investment Earnings		100
General Fund		326,896
	$	893,246

Section 15. The following amounts are hereby appropriated in the Emergency Telephone E-911 Fund for the fiscal year beginning July 1, 2017 and ending June 30, 2018, in accordance with the chart of accounts heretofore established for Stanly County:

Operations	$	410,809

Section 16. It is estimated that the following revenues will be available in the Emergency Telephone E-911 Fund for the fiscal year beginning July 1, 2017 and ending June 30, 2018:

Surcharge	$	410,809

TOTAL APPROPRIATIONS IN ALL FUNDS	$	72,168,777
TOTAL REVENUES IN ALL FUNDS	$	72,168,777

Section 17. Encumbrances outstanding at June 30, 2017 are void. Encumbrances outstanding at June 30, 2017 have been either included in the 2017-2018 budget or will be approved by future budget amendments.

Projects previously approved by project ordinance but not completed at June 30, 2017 are authorized to be carried forward to the 2017-2018 Fiscal Year. Projects approved to be carried forward include Badin Water Rehab Part B Project #613, West Stanly WWTP Rehab Project #632, Airport Road Corridor Wastewater Project #642, Badin Water Rehab Part A Project #612, Highway 200 Water Project #656, Browns Hill Road Waterline Project #645, Airport Taxilane Rehabilitation Project #673, Airport Runway and Taxiway Lighting Project #674, Livestock Arena Construction Project #215, Museum Renovation Project #216, Tarheel Challenge Academy Project #212, Utilities Communications System Project #647.

Section 18. There is hereby levied a tax at the rate of $0.67 per one hundred dollars ($100.00) valuation of property listed as of January 1, 2017, for the purpose of raising revenue included in "Ad Valorem Tax 2017" in the General Fund in Section 2 of this ordinance. The rate of tax is based on an estimated valuation of real and personal property in the amount of $4,205,000,000 with an estimated collection rate at 96.80% and an estimated valuation of motor vehicles in the amount of $517,000,000 with an estimated collection rate at 99.50%.

Section 19. There is hereby levied tax rates for the various fire districts as follows:

DISTRICT	ESTIMATED VALUATION	TAX RATE	GROSS TAX COLLECTION LEVY
West Stanly Fire District	786,000,000	0.1000	786,000
Center Rural Fire District	340,000,000	0.1000	340,000
Endy Fire District	203,000,000	0.0600	121,800
Ridgecrest Fire District	170,000,000	0.1100	187,000
Aquadale Fire District	151,000,000	0.1000	151,000
Eastside Fire District	198,500,000	0.1000	198,500
Oakboro Fire District	213,500,000	0.0600	128,100
New London Fire District	276,000,000	0.0750	207,000
Southside Fire District	107,000,000	0.1000	107,000
Bethany Fire District	104,500,000	0.0775	80,988
Richfield Fire District	180,000,000	0.0700	126,000
Millingport Fire District	215,000,000	0.1000	215,000
Badin Fire District	170,000,000	0.0803	136,510
Norwood Special Fire District	20,200,000	0.1000	20,200

Section 20. The Governing Body authorizes the County Manager to expend monies from departmental budgets and to approve all budget transfers within a department budget. Any intra-department budget transfers to or from personnel services and/or capital outlay in excess of $5,000 must be approved by the Governing Body. Governing Body authorizes the County Manager to approve change orders on contracts not to exceed $5,000. The County Manager or the Manager's designee is hereby authorized to execute the necessary agreements within funds included in the Budget Ordinance for the following purposes and on the following terms and conditions:

A) Form grant agreements with public and non-profits agencies.
B) Leases of normal and routine business equipment.
C) Consultant, professional, or maintenance service agreements up to an anticipated contract amount of $50,000.
D) Purchase of apparatus, supplies, and materials where formal bids are not required by law.
E) Agreements for acceptance of State and Federal grant funds.
F) Construction or repair work where formal bids are not required by law.
G) County departments shall not enter into contracts requiring formal bid procedures without having met with and received written approval from the County Manager.
H) The County Finance Director is hereby directed to release board-approved non-profit grants upon execution of the funding agreement required by the County.
I) The Manager may modify the budget for pass-through monies, additional funding, or any Federal or State program prior approved by the Board, without a report being required.

Section 21. The Court Facility Fees as received under State of North Carolina Statutes are hereby appropriated this fiscal year to be used in the maintenance and operation of the court areas and for repairing or provision of furnishings as required and approved.

Section 22. An annual "Solid Waste Availability Fee" of $75 is hereby assessed on each habitable residential household in the unincorporated portion of Stanly County and in the Town of Badin. This fee is intended to fund the operation of the solid waste convenience centers and to pay the disposal fees charged on the waste from these centers. The annual solid waste fee is based on the projected cost of solid waste collection and disposal for the upcoming fiscal year, and may be revised each year. The fee shall be billed and collected in the same manner and at the same time as the County ad valorem taxes.

Section 23. The fee schedule for all County Departments and Agencies has been adopted for the fiscal year beginning on July 1, 2017 and ending June 30, 2018. This schedule is located in the last section of this adopted annual operating budget report starting on Page 99.

Section 24. The service charge on all voice communications service connections in Stanly County is levied by the North Carolina General Assembly. The specific monthly rate to be charged is established by the State at $.60 (sixty cents), which was effective on July 1, 2010.

Section 25. Copies of this Budget Ordinance shall be furnished to the Budget Officer, Finance Director and Clerk to the Board of County Commissioners pursuant to the requirements of the laws of the State of North Carolina.

Adopted this 22nd day of June, 2017.

W.D. Lawhon

W.D. Lawhon
Chairman

Tyler Brummitt

Tyler L. Brummitt
Clerk to the Board

STANLY COUNTY
NORTH CAROLINA
Water. Air. Land. Success.

THIS PAGE LEFT INTENTIONALLY BLANK

STANLY COUNTY
GENERAL FUND
SUMMARY OF REVENUES WITH ORIGINAL 2016 BUDGET COMPARED TO
ADOPTED BUDGET FOR FISCAL YEAR 2018

Description	2016 Actual Revenues	2017 Original Budget	2018 Department Requested	2018 Manager Recommended	2018 Commission Adopted
Ad Valorem Taxes	$ 30,557,677	$ 30,382,968	$ 31,793,770	$ 31,958,948	$ 31,958,948
Sales Tax	8,267,902	8,425,925	8,680,000	9,150,000	9,150,000
Other Taxes	643,356	574,000	631,500	646,500	646,500
Intergovernmental Revenues	9,483,230	9,627,078	9,654,293	9,678,698	9,678,698
Licenses and Permits	1,006,845	947,400	972,326	992,031	992,031
Sales and Services	8,217,030	7,840,425	8,081,185	8,259,825	8,259,825
Investment Earnings	95,894	95,000	125,000	127,500	127,500
Miscellaneous Income	2,133,578	722,907	770,849	809,182	784,043
Transfers In	56,679	300,000	-	-	-
Fund Balance Appropriated	-	1,868,731	4,500,339	1,589,896	1,645,621
	$ 60,462,190	$ 60,784,434	$ 65,209,262	$ 63,212,580	$ 63,243,166

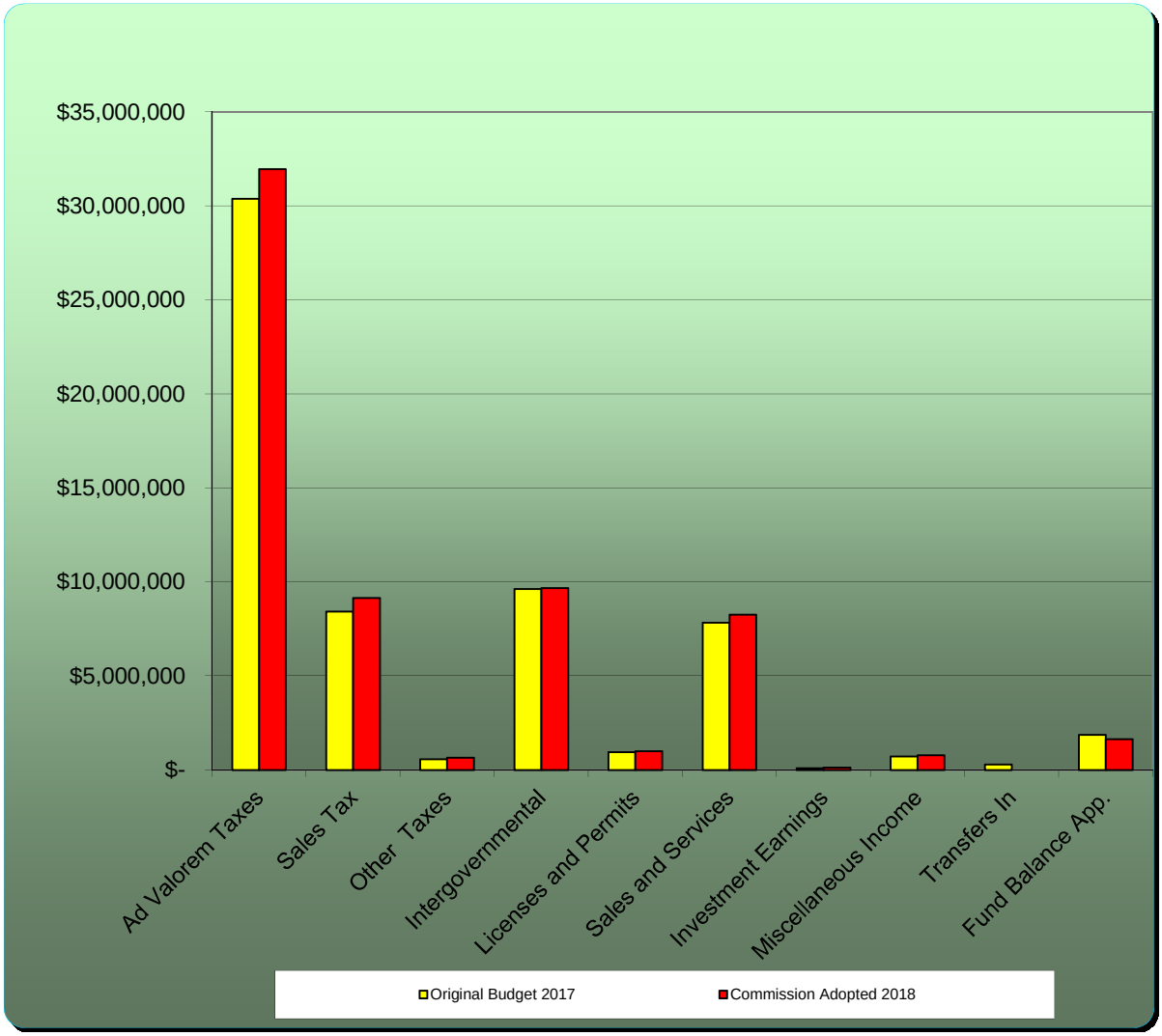

STANLY COUNTY
GENERAL FUND SUMMARY REVENUES BY SOURCE
ADOPTED BUDGET FOR FISCAL YEAR 2018

Description	2016 Actual Revenues	2017 Original Budget	2018 Department Requested	2018 Manager Recommended	2018 Commission Adopted
Ad Valorem Taxes	$ 30,557,677	$ 30,382,968	$ 31,793,770	$ 31,958,948	$ 31,958,948
Sales Tax	8,267,902	8,425,925	8,680,000	9,150,000	9,150,000
Other Taxes	643,356	574,000	631,500	646,500	646,500
Intergovernmental Revenues	9,483,230	9,627,078	9,654,293	9,678,698	9,678,698
Licenses and Permits	1,006,845	947,400	972,326	992,031	992,031
Sales and Services	8,217,030	7,840,425	8,081,185	8,259,825	8,259,825
Investment Earnings	95,894	95,000	125,000	127,500	127,500
Miscellaneous Income	2,133,578	722,907	770,849	809,182	784,043
Transfers In	56,679	300,000	-	-	-
Fund Balance Appropriated	-	1,868,731	4,500,339	1,589,896	1,645,621
	$ 60,462,190	$ 60,784,434	$ 65,209,262	$ 63,212,580	$ 63,243,166

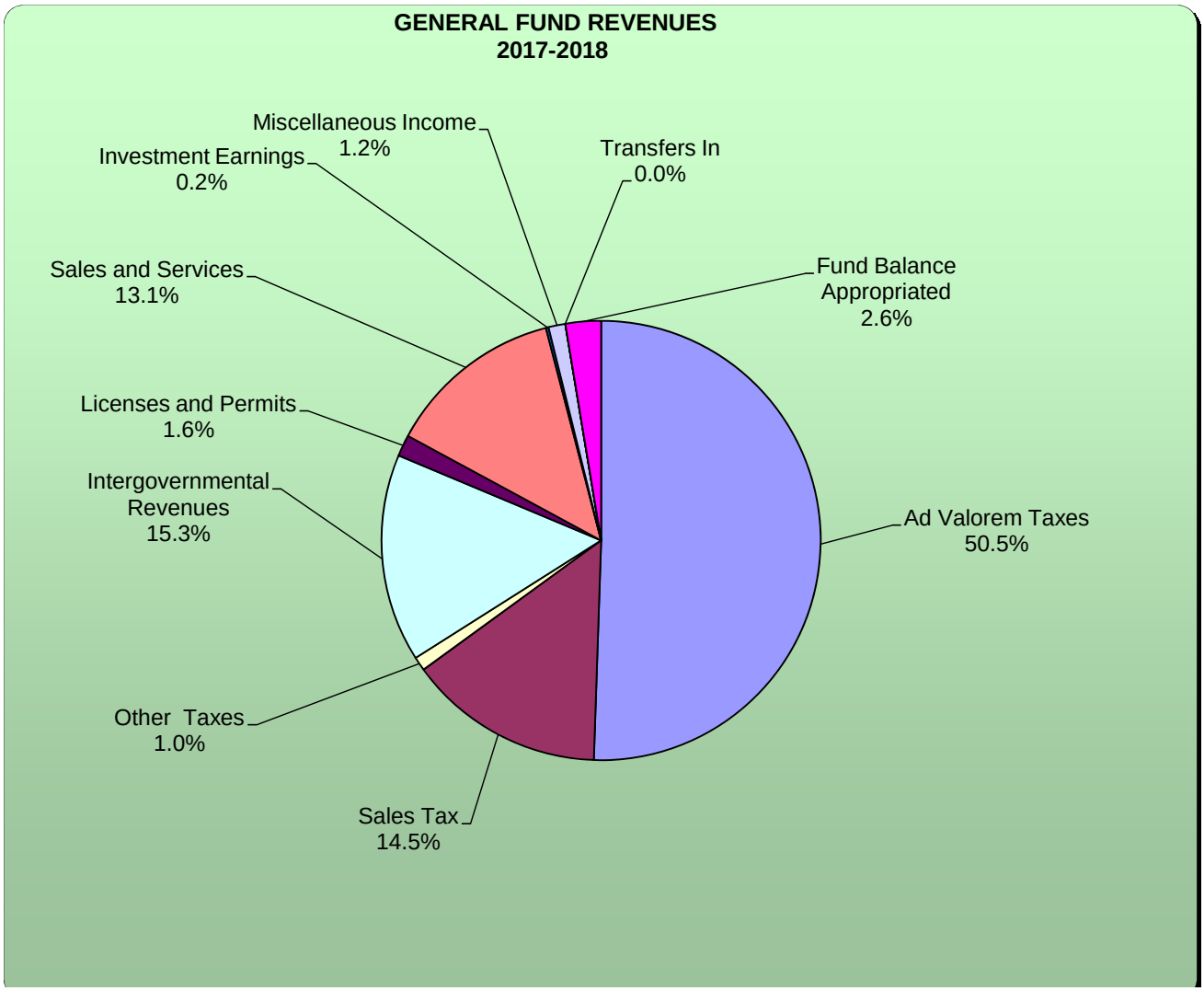

STANLY COUNTY
GENERAL FUND REVENUES BY SOURCE
ADOPTED BUDGET FOR FISCAL YEAR 2018

110 GENERAL FUND

Account Number	Description	2016 Actual Revenues	2017 Original Budget	2018 Department Requested	2018 Manager Recommended	2018 Commission Adopted
Ad Valorem Taxes						
110.3100.110.05	Tax Revenue 2005	7,406	-	-	-	-
110.3100.110.06	Tax Revenue 2006	10,977	6,000	-	-	-
110.3100.110.07	Tax Revenue 2007	13,702	7,500	8,000	8,000	8,000
110.3100.110.08	Tax Revenue 2008	18,473	8,000	10,000	12,000	12,000
110.3100.110.09	Tax Revenue 2009	30,336	10,500	18,000	17,000	17,000
110.3100.110.10	Tax Revenue 2010	42,363	16,000	20,000	22,000	22,000
110.3100.110.11	Tax Revenue 2011	69,742	30,000	25,000	26,000	26,000
110.3100.110.12	Tax Revenue 2012	107,274	50,000	35,000	30,000	30,000
110.3100.110.13	Tax Revenue 2013	192,295	80,000	48,000	48,000	48,000
110.3100.110.14	Tax Revenue 2014	486,813	170,000	75,000	75,000	75,000
110.3100.110.15	Tax Revenue 2015	25,951,064	630,000	170,000	170,000	170,000
110.3100.110.16	Tax Revenue 2016	-	26,002,085	600,000	600,000	600,000
110.3100.110.17	Tax Revenue 2017	-	-	27,239,520	27,271,948	27,271,948
110.3100.112.00	DMV Current Tax Revenue	3,333,462	3,125,383	3,333,250	3,446,500	3,446,500
110.3100.140.00	Prior Yr District Taxes	28,033	15,000	15,000	20,000	20,000
110.3100.150.00	Animal Tax	38,987	36,000	35,000	37,000	37,000
110.3100.165.00	Tax Refunds	(15,180)	(5,000)	(10,000)	(12,000)	(12,000)
110.3100.170.00	Late Listing Penalty	29,213	30,000	28,000	30,000	30,000
110.3100.175.00	Lien Fees	31,225	25,000	25,000	28,000	28,000
110.3100.180.00	Interest And Penalties	313,129	285,000	275,000	285,000	285,000
110.3100.180.25	DMV Tax and Tag Interest	24,588	18,000	18,000	18,000	18,000
110.3100.180.50	3% DMV Interest	2,067	1,500	1,000	1,500	1,500
110.3100.190.00	Tax Discounts	(158,293)	(158,000)	(175,000)	(175,000)	(175,000)
	Total Ad Valorem Taxes	30,557,677	30,382,968	31,793,770	31,958,948	31,958,948
Sales Tax						
110.3200.310.09	Medicaid Hold Harmless	33,721	-	-	-	-
110.3200.310.10	Sales Tax 1/2 Cent Art 44	550	465,000	550,000	610,000	610,000
110.3200.310.12	Sales Tax 1 Cent Art 39	3,264,496	3,150,925	3,150,000	3,300,000	3,300,000
110.3200.320.11	Sales Tax 83 Article 40	1,944,571	1,910,000	1,980,000	2,070,000	2,070,000
110.3200.320.12	Sales Tax 86 Article 42	876,470	840,000	870,000	915,000	915,000
110.3200.320.13	S/T 83 Co Sch Article 40	833,388	820,000	850,000	875,000	875,000
110.3200.320.14	S/T 86 Co Sch Article 42	1,314,706	1,240,000	1,280,000	1,380,000	1,380,000
	Total Sales Tax	8,267,902	8,425,925	8,680,000	9,150,000	9,150,000
Other Taxes						
110.3200.310.15	Real Property Excise Tax	167,941	120,000	160,000	175,000	175,000
110.3200.310.17	Solid Waste Disposal Tax	25,361	26,000	26,000	26,000	26,000
110.3200.310.25	1.5% Vehicle Lease	22,059	20,000	22,000	22,000	22,000
110.3200.310.26	Telecommunication Tax	149,042	155,000	155,000	155,000	155,000
110.3200.310.27	Beer and Wine Tax	-	-	2,000	2,000	2,000
110.3200.320.15	Occupancy Tax-Albemarle	218,750	200,000	210,000	210,000	210,000
110.3200.320.16	Occupancy Tax-Richfield	3,832	2,500	3,000	3,000	3,000
110.3200.320.17	Occupancy Tax-County	52,344	45,000	50,000	50,000	50,000
110.3200.320.19	Occupancy Tax-Badin	3,091	4,500	2,500	2,500	2,500
110.3200.320.20	Occupancy Tax-Norwood	934	1,000	1,000	1,000	1,000
	Total Other Taxes	643,356	574,000	631,500	646,500	646,500
Restricted Govt-Capital						
110.3450.363.11	Grant Capital 90-10	49,634	1,584	-	-	-
	Total Restricted Govt Capit Revenues	49,634	1,584	-	-	-

STANLY COUNTY
GENERAL FUND REVENUES BY SOURCE
ADOPTED BUDGET FOR FISCAL YEAR 2018

110 GENERAL FUND

Account Number	Description	2016 Actual Revenues	2017 Original Budget	2018 Department Requested	2018 Manager Recommended	2018 Commission Adopted
Restricted Intergovernmental Revenues						
110.3431.230.35	Forfeited Property	1,609	1,000	1,000	1,000	1,000
110.3320.3250.310.16	5 Cent Bottle Surcharge	16,036	15,000	12,000	15,000	15,000
110.3200.310.23	ABC Profits Distribution	6,464	-	-	-	-
110.3431.310.24	Drug Seizure	10,159	14,500	12,000	12,000	12,000
110.3500.330.10	HHS-Health	773,668	734,792	726,977	728,277	728,277
110.3538.330.10	HHS-Senior Services	11,400	11,400	11,400	11,400	11,400
110.3320.3234.330.12	NC Veterans Affairs	2,288	-	2,000	2,000	2,000
110.3471.330.13	Tire Disposal Fee	80,974	75,000	75,000	75,000	75,000
110.3323.330.14	Court Facility Fees	131,854	120,000	125,000	125,000	125,000
110.3523.330.16	OJJ Administration	1,000	1,000	1,000	1,000	1,000
110.3500.330.18	HHS-Environmental Health	18,191	18,190	17,500	17,500	17,500
110.3320.3234.330.21	Soil Conservation	21,250	26,000	26,000	26,000	26,000
110.3500.330.22	HHS Dental	15,952	-	-	-	-
110.3320.3233.330.23	Lottery Proceeds	570,000	600,000	580,000	580,000	580,000
110.3320.3234.330.27	JCPC Restitution	72,500	72,500	72,500	72,500	72,500
110.3437.330.28	ASPR Grant	1,992	-	-	-	-
110.3523.330.41	JCPC School	19,285	19,285	19,285	19,285	19,285
110.3523.330.42	Stanly County Lift Academy	81,285	81,285	66,276	66,276	66,276
110.3530.5310.330.43	Child Day Care	1,888,767	1,948,523	1,997,239	1,997,239	1,997,239
110.3530.5310.330.45	DSS Administration	3,900,338	3,952,275	3,998,615	4,017,720	4,017,720
110.3523.330.49	JCPC Refunds	6,551	-	-	-	-
110.3611.330.52	State Aid To Libraries	115,390	115,000	115,000	115,000	115,000
110.3492.330.54	State Grant RPO	86,959	92,500	106,375	106,375	106,375
110.3586.330.60	HCBG	466,600	491,796	490,619	490,619	490,619
110.3839.330.65	Soil & Water Grant	3,185	-	-	-	-
110.3471.330.71	DENR Grant	15,500	-	-	-	-
110.3530.5310.330.77	CAP Medicaid	204,288	175,000	195,000	195,000	195,000
110.3471.330.85	White Goods Fee	20,770	20,000	20,000	20,000	20,000
110.3433.330.87	Emer Mgmt Supp Grant	38,542	30,000	30,000	30,000	30,000
110.3433.330.88	NC Tier 2 Grant	-	-	1,000	1,000	1,000
110.3437.330.92	OSFM Grant	826	-	-	-	-
110.3432.331.11	DWI Safe Roads Act	4,145	4,000	4,000	4,000	4,000
110.3530.5390.331.13	Title XIX Medicaid Trans	199,730	206,000	206,000	206,000	206,000
110.3538.331.61	SHIPP Grant	4,591	4,881	3,917	3,917	3,917
110.3530.5310.333.11	IV D Incentive	70,002	42,131	42,131	42,131	42,131
110.3530.5390.333.12	AFDC IV D	14,829	12,000	12,000	12,000	12,000
110.3530.5390.336.11	State Foster Care	39,736	75,000	70,000	70,000	70,000
110.3530.5390.337.11	IV E Foster Care	96,849	237,000	181,700	181,700	181,700
110.3530.5390.337.13	LINKS	2,730	6,762	6,762	6,762	6,762
110.3530.5390.338.11	Adoption Assistance	2,250	5,000	5,000	5,000	5,000
110.3450.361.15	Indirect Grant-Admin	192,018	203,089	200,112	200,112	200,112
110.3450.361.20	EDTAP Grant	63,377	63,377	55,377	55,377	55,377
110.3450.361.25	Work First Grant	15,821	15,821	15,821	15,821	15,821
110.3450.361.30	General Public Rider	81,287	81,287	81,287	81,287	81,287
110.3586.370.12	Local Match-Aging Services	7,000	7,000	7,000	7,000	7,000
110.3340.410.21	Plan Review Fees Inspections	28,125	26,500	24,000	24,000	24,000
110.3434.410.21	Plan Review Fees Fire Marshall	4,975	4,500	4,500	4,500	4,500
110.3491.410.32	AMH Grant	14,908	9,000	12,000	12,000	12,000
110.3491.410.33	AMH Participation Fee	2,400	2,500	1,400	1,400	1,400
110.3491.410.34	AMH Surcharge	1,200	1,000	900	900	900
110.3432.420.13	Monitoring Device Fee	2,244	1,000	1,000	2,000	2,000
110.3523.840.12	D-A-S-H Youth Connections	-	-	15,000	15,000	15,000
110.3538.840.26	Aging Health Promotion	1,755	2,600	2,600	2,600	2,600
	Total Restricted Intergovernmental Revenues	9,433,596	9,625,494	9,654,293	9,678,698	9,678,698

GENERAL FUND REVENUES BY SOURCE
ADOPTED BUDGET FOR FISCAL YEAR 2018

110 GENERAL FUND

Account Number	Description	2016 Actual Revenues	2017 Original Budget	2018 Department Requested	2018 Manager Recommended	2018 Commission Adopted
Licenses and Permits						
110.3491.371.19	Planning Code Enforcement	16,352	18,000	16,000	12,000	12,000
110.3340.410.10	Re Inspection Fee	3,900	3,000	3,500	4,000	4,000
110.3340.410.11	Plumbing Permits	39,559	34,000	38,000	40,000	40,000
110.3340.410.12	Building Permits	366,026	325,000	330,000	330,000	330,000
110.3340.410.13	Mobile Home Permits	9,450	8,000	7,500	7,500	7,500
110.3340.410.14	Electrical Inspection Fees	122,688	120,000	120,000	120,000	120,000
110.3340.410.15	Mechanical Permits	84,675	81,000	80,000	80,000	80,000
110.3347.410.16	Marriage Licenses	8,546	8,500	8,500	8,500	8,500
110.3347.410.17	Recording Fees	233,014	243,800	257,126	257,126	257,126
110.3431.410.19	Concealed Weapons Fees	50,470	35,000	40,000	50,000	50,000
110.3490.410.22	Technology Fees	16,454	13,000	13,000	14,000	14,000
110.3434.410.25	Fire Permits	2,775	2,000	2,500	2,500	2,500
110.3347.410.27	10% Enhancement Fees	30,376	31,800	33,600	45,805	45,805
110.3491.410.28	Zoning Fees	17,478	19,000	17,000	15,000	15,000
110.3347.410.29	Pension Fund	5,083	5,300	5,600	5,600	5,600
	Total Licenses and Permits	1,006,845	947,400	972,326	992,031	992,031
Sales and Services						
110.3500.330.30	Medicaid-General Health	330,371	330,000	330,000	330,000	330,000
110.3437.330.31	Medicaid Settlement-EMS	255,489	240,000	225,000	225,000	225,000
110.3500.330.31	Medicaid Settlement-Health	90,704	70,000	62,000	62,000	62,000
110.3500.330.33	Medicaid-Home Health	221,515	250,000	300,000	300,785	300,785
110.3500.330.38	Medicaid Settlement-Dental	492,084	286,988	500,000	500,000	500,000
110.3500.330.50	Medicaid-Dental	629,699	665,000	700,000	732,755	732,755
110.3431.330.94	School Resource Officers	355,415	367,139	397,065	405,165	405,165
110.3417.371.00	County Filing Fees	2,259	-	2,900	2,900	2,900
110.3417.371.10	City & Town Election Fees	51,264	-	100	100	100
110.3431.371.11	Richfield Deputy	20,352	22,000	22,000	22,000	22,000
110.3431.371.12	New London Deputy	13,251	14,000	14,000	15,500	15,500
110.3431.371.14	ALCOA Deputy	30,000	30,000	30,000	30,000	30,000
110.3431.371.15	AFIS Fees	3,579	3,360	5,500	5,500	5,500
110.3431.371.16	Red Cross Deputy	13,667	16,000	20,000	20,000	20,000
110.3431.410.18	Sheriff's Fees	100,945	100,000	90,000	92,000	92,000
110.3500.411.11	Environmental Health Fees	80,107	75,000	78,000	78,000	78,000
110.3500.412.10	Animal Adoptions & Reclaims	10,475	12,000	10,000	10,000	10,000
110.3500.413.10	Patient Fees-Gen. Health	88,378	85,000	85,000	85,000	85,000
110.3437.413.11	Ambulance Fees/Debt Setoff	33,732	25,000	30,000	35,000	35,000
110.3500.413.12	Patient Fees-Employee Wellness	12,420	14,000	14,000	14,000	14,000
110.3500.413.14	Patient Fees-Home Health	1,070,110	1,185,085	1,000,000	1,000,000	1,000,000
110.3500.413.16	Patient Fees-Dental	50,242	27,507	30,000	30,000	30,000
110.3432.420.11	State Jail Fees	158,692	105,000	120,000	180,000	180,000
110.3432.420.12	County Jail & Officer Fees	35,395	30,000	30,000	30,000	30,000
110.3330.430.12	1.5% Tax Collection Fees	167,161	168,000	168,000	170,000	170,000
110.3495.430.13	4-H Fees	7,567	7,250	6,400	6,400	6,400
110.3495.430.14	4-H Fundraising Fees	12,481	13,000	12,000	12,000	12,000
110.3437.440.40	Ambulance Fees	2,275,535	2,150,000	2,200,000	2,225,000	2,225,000
110.3471.440.60	Solid Waste Fees	872,758	923,496	886,320	923,320	923,320
110.3450.440.75	Charges f/Trans Medicaid Rev.	444,254	438,000	190,000	190,000	190,000
110.3450.440.76	Charges f/Trans Contract Rev.	-	-	235,000	235,000	235,000
110.3450.440.78	Charges f/Trans Passenger Fares	-	-	18,000	18,000	18,000
110.3432.480.10	Inmate Reimbursement	3,590	1,000	2,000	3,000	3,000
110.3432.480.20	SSI Income	6,800	4,500	4,500	5,000	5,000
110.3432.480.30	Canteen Profits	16,569	16,500	16,500	19,000	19,000
110.3616.480.31	Concession Profits	5,171	5,000	4,000	4,000	4,000
110.3611.490.10	Fines And Lost Books	24,019	30,000	25,000	25,000	25,000
110.3500.490.15	Fines and Violations	8,150	7,000	9,000	9,000	9,000
110.3439.820.13	Sale of Road Signs	351	1,000	500	1,000	1,000

STANLY COUNTY
GENERAL FUND REVENUES BY SOURCE
ADOPTED BUDGET FOR FISCAL YEAR 2018

110 GENERAL FUND

Account Number	Description	2016 Actual Revenues	2017 Original Budget	2018 Department Requested	2018 Manager Recommended	2018 Commission Adopted
Sales and Services (cont)						
110.3432.840.23	Telephone Fees	17,374	10,000	12,000	12,000	12,000
110.3611.860.10	Library Meeting Room Rent	185	500	200	200	200
110.3414.890.11	Copy Sales-Tax Office	407	1,000	500	500	500
110.3417.890.11	Copy Sales-Elections	263	500	100	100	100
110.3414.890.12	Map Sales	531	600	600	600	600
110.3500.890.15	Misc. Inc. Env. Health	4,400	5,000	5,000	5,000	5,000
110.3538.890.39	Travel Fees	199,321	105,000	190,000	190,000	190,000
	Total Sales and Services	8,217,030	7,840,425	8,081,185	8,259,825	8,259,825
Investment Earnings						
110.3831.491.12	Investment Earnings	95,894	95,000	125,000	127,500	127,500
Miscellaneous						
110.3494.310.10	Sales Tax 1/2 Cent Art 44	-	-	85,000	110,000	110,000
110.3838.330.32	Loan Proceeds	1,135,961	-	-	-	-
110.3450.363.14	Sale of Surplus Van	8,526	-	-	-	-
110.3491.410.30	Abatement Reimbursement	-	1,000	1,000	500	500
110.3491.410.31	Land Use Fees	(4,169)	11,000	10,000	10,000	10,000
110.3450.440.80	Other Grants	-	-	1,000	1,000	1,000
110.3839.580.10	Insurance Settlements	184,543	15,000	-	-	-
110.3835.820.10	Sale of Surplus Property	54,702	20,000	15,000	15,000	15,000
110.3417.840.10	Donations-Elections	-	-	2,150	2,150	2,150
110.3431.840.10	Donations-Sheriff	575	-	-	-	-
110.3437.840.10	Donations-EMS	1,210	-	-	-	-
110.3450.840.10	Donations-Transportation	330	300	100	100	100
110.3492.840.10	Donations-RPO	22,039	22,894	26,594	26,594	26,594
110.3538.840.10	Donations-Senior	16,888	20,000	24,300	24,300	24,300
110.3586.840.10	Donations-Aging Services	5,257	12,700	16,300	16,300	16,300
110.3611.840.10	Donations-Library	2,338	300	300	300	300
110.3616.840.10	Donations-Civic Center	2,630	-	-	-	25,000
110.3839.840.10	Donations	578	-	-	-	-
110.3611.840.15	Donations-Lib Endowment	300	30	50	50	50
110.3431.840.27	Donations-Sheriff's Office Cadets	675	-	-	500	500
110.3586.840.35	Consumer Contributions Aging	75,870	77,500	69,845	69,845	69,845
110.3856.840.50	NC DOT Grant	54,000	54,000	54,000	54,000	54,000
110.3495.841.10	United Way-Coop Ext.	3,550	3,500	1,725	1,725	1,725
110.3586.841.10	United Way	46,527	47,000	40,000	40,000	40,000
110.3538.860.11	Senior Center Rent	9,080	7,500	7,000	7,000	7,000
110.3616.860.13	Rent Civic Center	62,862	55,000	55,000	60,000	60,000
110.3834.860.14	Rent Income	167,485	170,000	170,000	170,000	170,000
110.3834.860.17	Partnership for Children	54,266	54,267	54,267	54,267	54,267
110.3431.890.10	Misc. Income-Sheriff	1,124	500	1,000	1,000	1,000
110.3432.890.10	Miscellaneous Income-Jail	1,900	1,000	1,000	1,000	1,000
110.3450.890.10	Miscellaneous Income-Trans.	1,342	1,000	500	500	500
110.3471.890.10	Misc. Income-Solid Waste	64,081	5,000	-	-	-
110.3490.890.10	Misc. Income-Cent Permitting	310	200	220	220	220
110.3491.890.10	Misc. Income-Planning	-	100	100	100	100
110.3495.890.10	Misc. Income-Coop Ext	763	1,000	250	250	250
110.3839.890.10	Miscellaneous Income	59,926	42,000	30,000	30,000	30,000
110.3347.890.13	Misc. Income Reg. Deeds	6,405	6,250	6,500	6,500	6,500
110.3500.890.16	Misc. Income Health	5,509	2,700	2,700	2,700	2,700
110.3530.5310.890.18	DSS Misc. Income	2,972	3,000	3,000	3,000	3,000

STANLY COUNTY
GENERAL FUND REVENUES BY SOURCE
ADOPTED BUDGET FOR FISCAL YEAR 2018

110 GENERAL FUND

Account Number	Description	2016 Actual Revenues	2017 Original Budget	2018 Department Requested	2018 Manager Recommended	2018 Commission Adopted
Miscellaneous (cont)						
110.3538.890.19	Advertising Fees Sen Ctr.	636	730	650	650	650
110.3538.890.20	Misc. Income Senior Ctr.	2,137	2,500	1,300	1,300	1,300
110.3611.890.21	Misc. Income Library	5,424	5,000	5,000	5,000	5,000
110.3616.890.24	Misc/Vending Machines	646	-	-	750	750
110.3340.890.25	Misc Fees	(14)	10	10	10	10
110.3839.890.27	Reimbursement 911	47,554	46,077	50,139	50,139	-
110.3495.890.29	AG Program	41	250	50	50	50
110.3495.890.30	FCS Program	808	500	200	200	200
110.3433.890.31	Blackboard Connect	13,541	13,074	13,074	13,074	13,074
110.3500.890.36	Misc Income Dental	525	-	-	-	-
110.3431.890.40	Misc Income Calendar/Book	7,750	7,500	8,000	8,000	8,000
110.3530.5310.890.42	Management Training	1,425	-	-	-	-
110.3495.890.43	2016 South Central District	2,690	-	-	-	-
110.3432.890.44	Fingerprinting	-	12,525	12,525	20,108	20,108
110.3495.890.60	Crop/Hort Fundraising	-	-	1,000	1,000	1,000
110.3839.891.10	Cash Shortage & Overage	60	-	-	-	-
	Total Miscellaneous	2,133,578	722,907	770,849	809,182	784,043
Transfers In						
110.3980.980.214	From SCC Project	56,679	-	-	-	-
110.3980.980.680	Transfer From Group Health	-	300,000	-	-	-
	Total Transfers In	56,679	300,000	-	-	-
Fund Balance Appropriated						
110.3991.990.000	Fund Balance Appropriated	-	1,663,431	4,251,108	1,287,665	1,393,390
110.3500.990.4380	Fund Balance Animal Control	-	5,300	-	3,000	3,000
110.3500.990.5110	Fund Balance Medicaid	-	20,000	-	-	-
110.3500.990.5138	Fund Balance Home Health	-	100,000	249,231	249,231	249,231
110.3500.990.5158	Fund Balance Dental	-	80,000	-	50,000	-
	Total Fund Balance Appropriated	-	1,868,731	4,500,339	1,589,896	1,645,621
	Total General Fund	60,462,190	60,784,434	65,209,262	63,212,580	63,243,166

STANLY COUNTY
NORTH CAROLINA
Water. Air. Land. Success.

THIS PAGE LEFT INTENTIONALLY BLANK

STANLY COUNTY
GENERAL FUND
SUMMARY OF EXPENSES BY FUNCTION WITH ORIGINAL 2017 BUDGET
COMPARED TO ADOPTED BUDGET FOR FISCAL YEAR 2018

Description	2016 Actual Expenses	2017 Original Budget	2018 Department Requested	2018 Manager Recommended	2018 Commission Adopted
General Government	$ 4,994,291	$ 5,085,291	$ 5,829,938	$ 5,265,346	$ 5,251,496
Public Safety	13,488,565	13,501,000	15,530,389	14,752,310	14,813,505
Transportation	938,309	997,766	1,032,838	1,012,465	1,012,465
Environmental Protection	1,292,409	1,241,962	1,324,654	1,284,857	1,284,857
Economic and Physical Development	1,277,694	1,511,806	1,792,060	1,742,690	1,725,767
Human Services	15,606,089	16,924,772	18,068,578	17,643,856	17,579,433
Culture and Recreation	1,463,089	1,742,931	1,623,458	1,583,208	1,624,780
Education	14,722,265	15,683,084	15,971,694	15,817,694	15,817,694
Special Appropriations	275,000	50,000	145,000	160,000	135,000
Debt Service	3,422,890	3,516,475	3,352,597	3,373,258	3,352,597
Transfers to Other Funds	658,690	309,347	318,056	356,896	356,896
Contingency	-	220,000	220,000	220,000	288,676
	$ 58,139,294	$ 60,784,434	$ 65,209,262	$ 63,212,580	$ 63,243,166

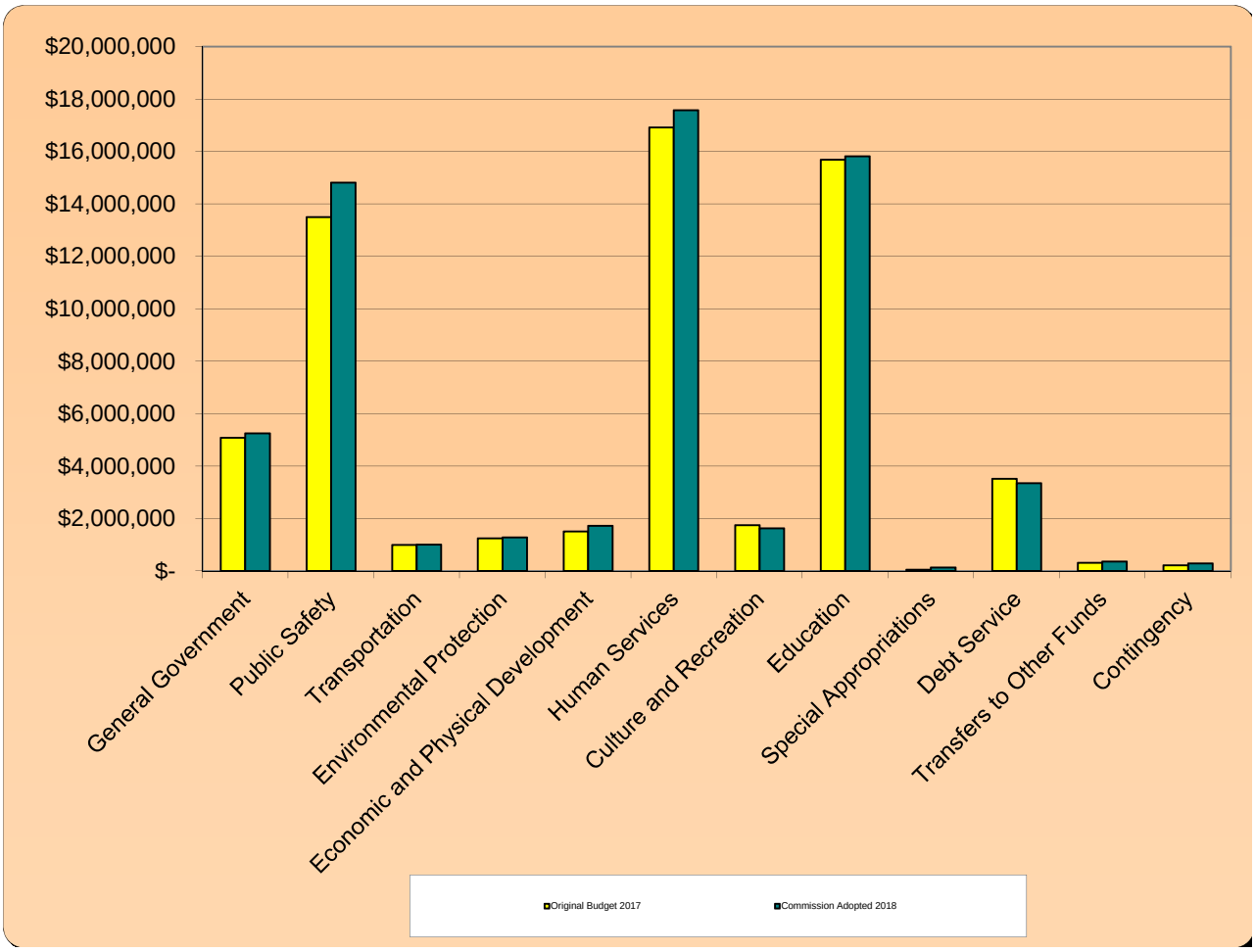

STANLY COUNTY
GENERAL FUND SUMMARY EXPENSES BY FUNCTION
ADOPTED BUDGET FOR FISCAL YEAR 2018

Description	2016 Actual Expenses	2017 Original Budget	2018 Department Requested	2018 Manager Recommended	2018 Commission Adopted
General Government	$ 4,994,291	$ 5,085,291	$ 5,829,938	$ 5,265,346	$ 5,251,496
Public Safety	13,488,565	13,501,000	15,530,389	14,752,310	14,813,505
Transportation	938,309	997,766	1,032,838	1,012,465	1,012,465
Environmental Protection	1,292,409	1,241,962	1,324,654	1,284,857	1,284,857
Economic and Physical Development	1,277,694	1,511,806	1,792,060	1,742,690	1,725,767
Human Services	15,606,089	16,924,772	18,068,578	17,643,856	17,579,433
Culture and Recreation	1,463,089	1,742,931	1,623,458	1,583,208	1,624,780
Education	14,722,265	15,683,084	15,971,694	15,817,694	15,817,694
Special Appropriations	275,000	50,000	145,000	160,000	135,000
Debt Service	3,422,890	3,516,475	3,352,597	3,373,258	3,352,597
Transfers to Other Funds	658,690	309,347	318,056	356,896	356,896
Contingency	-	220,000	220,000	220,000	288,676
	$58,139,290	$60,784,434	$65,209,262	$ 63,212,580	$63,243,166

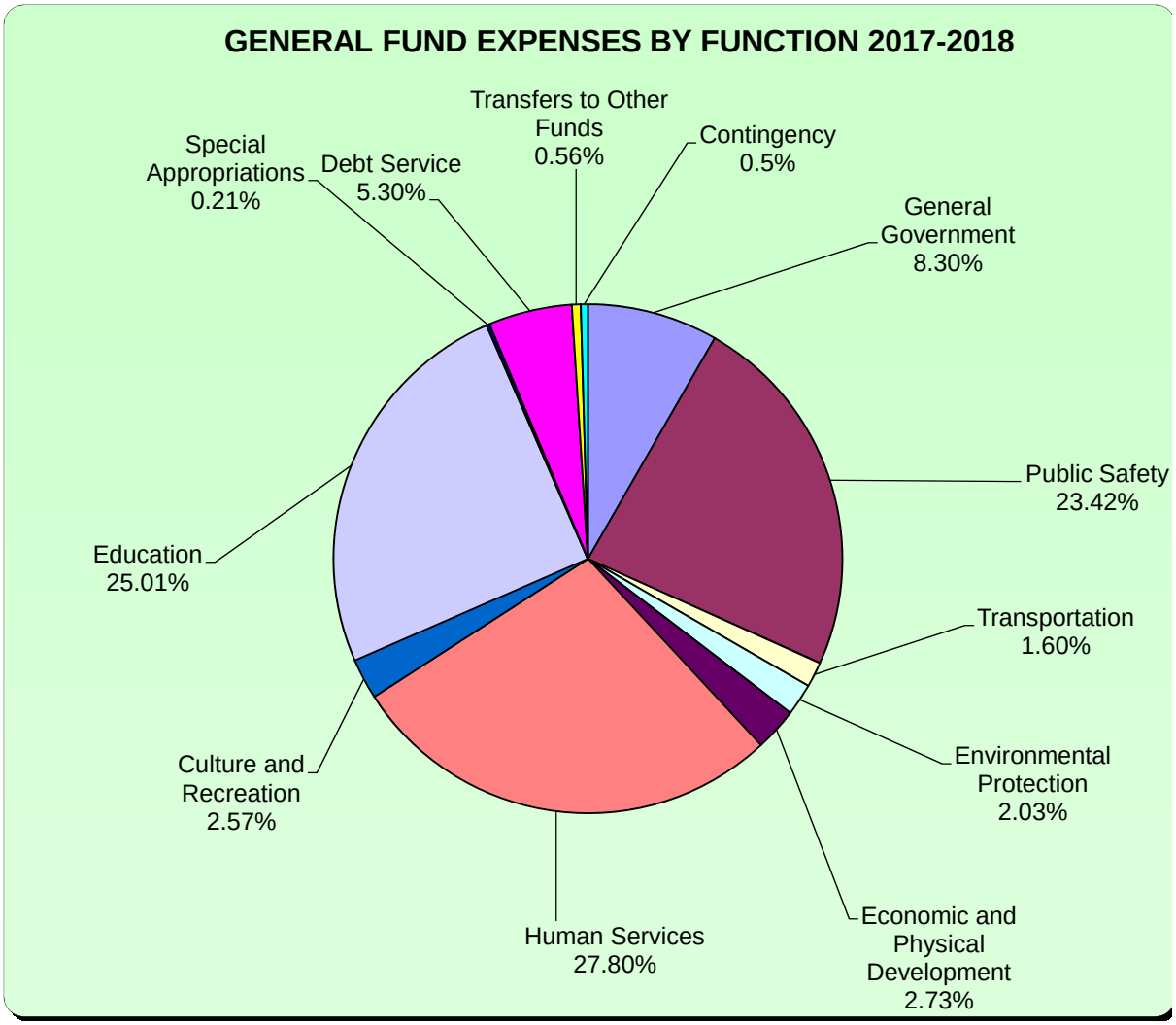

STANLY COUNTY
GENERAL GOVERNMENT SUMMARY EXPENSES BY FUNCTION
ADOPTED BUDGET FOR FISCAL YEAR 2018

Description	2016 Actual Expenses	2017 Original Budget	2018 Department Requested	2018 Manager Recommended	2018 Commission Adopted
Governing Body	$ 229,868	$ 237,482	$ 237,848	$ 237,845	$ 237,845
Administration	402,470	414,504	431,106	431,946	431,946
Finance	452,207	445,720	475,387	479,687	479,687
Tax Administration	788,245	804,240	840,984	788,563	788,563
Tax Revaluation	360,685	397,173	407,047	404,077	390,227
Attorneys	163,516	165,254	165,474	165,724	165,724
Clerk of Court	14,651	15,075	12,243	12,118	12,118
Judge's Office	957	5,900	8,624	6,344	6,344
District Attorney	-	2,500	-	-	-
Elections	479,895	369,974	519,238	403,439	403,439
Register of Deeds	302,209	355,061	407,703	396,611	396,611
Information Technology	698,221	743,735	1,168,978	843,806	843,806
Facilities Management	1,101,367	1,128,673	1,155,306	1,095,186	1,095,186
TOTAL GENERAL GOVT	$ 4,994,291	$5,085,291	$ 5,829,938	$ 5,265,346	$ 5,251,496

STANLY COUNTY
EXPENSES BY OBJECT
ADOPTED BUDGET FOR FISCAL YEAR 2018

110 GENERAL FUND
4110 Governing Body

Account Number	Description	2016 Actual Expenses	2017 Original Budget	2018 Department Requested	2018 Manager Recommended	2018 Commission Adopted
Personnel						
120.000	Salaries Wages-Bd Member	67,461	67,284	67,282	67,282	67,282
127.000	Cell Phone Stipends	6,839	8,400	8,040	8,040	8,040
181.000	FICA/Medicare Tax	8,957	9,003	8,975	8,975	8,975
183.000	Health/Dental Insurance	49,552	54,853	52,771	52,771	52,771
189.000	Other Fringe Benefits	72	294	-	-	-
190.000	Professional Services	2,107	-	-	-	-
	Total Personnel	134,988	139,834	137,068	137,068	137,068
Supplies						
220.000	Food And Provisions	951	1,700	1,700	1,560	1,560
260.000	Office Supplies	201	250	750	750	750
261.000	Departmental Supplies	-	-	-	-	-
291.000	Data Processing Supplies	28	50	50	50	50
299.000	Miscellaneous Supplies	4,500	5,500	5,250	5,250	5,250
	Total Supplies	5,680	7,500	7,750	7,610	7,610
Current Obligations						
311.000	Travel P.O.V.	42,544	44,500	44,500	44,500	44,500
312.000	Training	1,564	2,000	2,500	2,500	2,500
321.000	Telephone Service	412	450	450	450	450
325.000	Postage	40	150	150	150	150
341.000	Printing Expense	5,501	4,250	5,500	5,500	5,500
342.000	Reproduction-Photo/Micro	124	75	75	75	75
370.000	Advertising Expense	182	350	250	250	250
399.000	Other Services	106	-	-	-	-
	Total Current Obligations	50,472	51,775	53,425	53,425	53,425
Fixed Charges						
451.000	Cyber Insurance Cost	113	125	140	140	140
454.000	Insurance Coverage Costs	2,098	1,380	1,449	1,449	1,449
491.300	Centralina Cog	14,547	14,654	14,572	14,572	14,572
491.400	NCACC	6,591	6,629	6,629	6,766	6,766
491.500	IOG	7,122	7,327	7,501	7,501	7,501
491.600	NACO	1,212	1,212	1,212	1,212	1,212
491.700	Rocky River RPO	7,045	7,046	8,102	8,102	8,102
	Total Fixed Charges	38,728	38,373	39,605	39,742	39,742
Total	Governing Body	229,868	237,482	237,848	237,845	237,845

STANLY COUNTY
EXPENSES BY OBJECT
ADOPTED BUDGET FOR FISCAL YEAR 2018

110 GENERAL FUND
4120 Administration

Account Number	Description	2016 Actual Expenses	2017 Original Budget	2018 Department Requested	2018 Manager Recommended	2018 Commission Adopted
Personnel						
121.000	Salaries & Wages-Regular	286,335	295,101	304,069	304,849	304,849
127.000	Cell Phone Stipends	840	840	840	840	840
181.000	FICA/Medicare Tax	20,184	22,596	23,326	23,386	23,386
182.000	Retirement Expense	19,151	20,919	21,610	21,610	21,610
183.000	Health/Dental Insurance	46,468	46,472	49,605	49,605	49,605
185.000	Unemployment	24	963	963	963	963
186.000	Workers Compensation	7,551	6,732	7,069	7,069	7,069
189.000	Other Fringe Benefits	5,938	6,679	7,037	7,037	7,037
190.000	Professional Services	2,942	1,500	2,500	2,500	2,500
	Total Personnel	389,433	401,802	417,019	417,859	417,859
Supplies						
220.000	Food And Provisions	-	250	250	250	250
230.000	Education Materials	-	50	50	50	50
260.000	Office Supplies	1,179	1,250	1,250	1,250	1,250
261.000	Departmental Supplies	262	350	300	300	300
291.000	Data Processing Supplies	407	550	500	500	500
	Total Supplies	1,848	2,450	2,350	2,350	2,350
Current Obligations						
311.000	Travel P.O.V.	913	1,000	750	750	750
312.000	Training	834	1,250	1,250	1,250	1,250
321.000	Telephone Service	536	750	750	750	750
325.000	Postage	1,363	1,500	1,500	1,500	1,500
341.000	Printing Expense	-	100	100	100	100
352.000	Repair & Maint - Equipment	180	-	-	-	-
370.000	Advertising Expense	-	50	50	50	50
	Total Current Obligations	3,825	4,650	4,400	4,400	4,400
Fixed Charges						
430.000	Rental of Equipment	4,173	3,000	4,000	4,000	4,000
440.000	Service Maint Contract	280	300	935	935	935
451.000	Cyber Insurance Cost	113	123	123	123	123
454.000	Insurance Coverage Costs	1,553	1,079	1,079	1,079	1,079
491.000	Dues and Subscriptions	1,246	1,100	1,200	1,200	1,200
	Total Fixed Charges	7,364	5,602	7,337	7,337	7,337
Total	Administration	402,470	414,504	431,106	431,946	431,946

STANLY COUNTY
EXPENSES BY OBJECT
ADOPTED BUDGET FOR FISCAL YEAR 2018

110 GENERAL FUND
4130 Finance

Account Number	Description	2016 Actual Expenses	2017 Original Budget	2018 Department Requested	2018 Manager Recommended	2018 Commission Adopted
Personnel						
121.000	Salaries & Wages-Regular	227,863	229,837	244,791	244,791	244,791
121.500	Salaries & Wages-Time Off Paid	78	-	-	-	-
127.000	Cell Phone Stipends	840	840	840	840	840
181.000	FICA/Medicare Tax	15,657	17,654	18,791	18,791	18,791
182.000	Retirement Expense	15,599	16,238	17,747	17,747	17,747
183.000	Health/Dental Insurance	51,433	51,635	55,115	55,115	55,115
185.000	Unemployment Compensation	30	1,070	1,070	1,070	1,070
186.000	Workers Compensation	1,057	943	990	990	990
189.000	Other Fringe Benefits	234	588	588	588	588
190.000	Professional Services	61,941	50,400	55,260	55,260	55,260
	Total Personnel	374,732	369,205	395,192	395,192	395,192
Supplies						
260.000	Office Supplies	4,719	5,100	5,100	5,100	5,100
261.000	Departmental Supplies	668	800	1,000	1,000	1,000
291.000	Data Processing Supplies	852	800	700	5,000	5,000
	Total Supplies	6,238	6,700	6,800	11,100	11,100
Current Obligations						
311.000	Travel P.O.V.	-	-	-	-	-
312.000	Training	735	1,500	1,200	1,200	1,200
321.000	Telephone Service	732	1,000	900	900	900
325.000	Postage	3,944	4,500	4,500	4,500	4,500
370.000	Advertising	164	-	-	-	-
	Total Current Obligations	5,575	7,000	6,600	6,600	6,600
Fixed Charges						
430.000	Rental of Equipment	6,143	7,000	7,000	7,000	7,000
440.000	Service & Maint. Contract	1,290	1,300	1,300	1,300	1,300
451.000	Cyber Insurance Cost	113	123	103	103	103
453.000	Bonds and Other Insurance	-	475	475	475	475
454.000	Insurance Coverage Costs	1,779	1,167	1,167	1,167	1,167
491.000	Dues and Subscriptions	764	750	750	750	750
493.000	Bank Service Charges	55,574	52,000	56,000	56,000	56,000
	Total Fixed Charges	65,662	62,815	66,795	66,795	66,795
Total	Finance	452,207	445,720	475,387	479,687	479,687

STANLY COUNTY
EXPENSES BY OBJECT
ADOPTED BUDGET FOR FISCAL YEAR 2018

110	GENERAL FUND					
4141	Tax Administration					
Account Number	Description	2016 Actual Expenses	2017 Original Budget	2018 Department Requested	2018 Manager Recommended	2018 Commission Adopted
Personnel						
121.000	Salaries & Wages-Regular	408,575	424,781	444,984	400,888	400,888
127.000	Cell Phone Stipend	74	-	-	-	-
181.000	FICA/Medicare Tax	28,234	32,523	34,041	30,668	30,668
182.000	Retirement Expense	27,922	29,349	32,261	29,064	29,064
183.000	Health/Dental Insurance	108,888	113,545	121,253	110,230	110,230
185.000	Unemployment Compensation	7,510	2,354	2,536	2,140	2,140
186.000	Workers Compensation	5,122	4,566	4,794	4,794	4,794
189.000	Other Fringe Benefits	-	288	288	288	288
190.000	Professional Services	25,175	37,444	38,336	31,500	31,500
	Total Personnel	611,499	644,850	678,493	609,572	609,572
Supplies						
260.000	Office Supplies	4,824	5,000	5,500	5,000	5,000
291.000	Data Processing Supplies	1,940	1,560	4,100	4,100	4,100
	Total Supplies	6,764	6,560	9,600	9,100	9,100
Current Obligations						
311.000	Travel P.O.V.	-	100	100	100	100
312.000	Training	3,371	4,750	3,000	3,000	3,000
321.000	Telephone Service	832	1,400	1,400	1,400	1,400
325.000	Postage	27,304	30,000	32,000	30,000	30,000
370.000	Advertising Expense	8,533	9,000	9,000	9,000	9,000
	Total Current Obligations	40,040	45,250	45,500	43,500	43,500
Fixed Charges						
430.000	Rental of Equipment	2,575	3,800	3,800	3,800	3,800
440.000	Service Maintenance	2,995	3,239	2,995	2,995	2,995
451.000	Cyber Insurance Cost	271	294	294	294	294
453.000	Bonds and Other Insurance	-	375	375	375	375
454.000	Insurance Coverage Costs	4,735	3,062	3,062	3,062	3,062
491.000	Dues and Subscriptions	451	810	865	865	865
493.200	NCDMV Tax Processing	118,914	96,000	96,000	115,000	115,000
	Total Fixed Charges	129,942	107,580	107,391	126,391	126,391
Total	Tax Administration	788,245	804,240	840,984	788,563	788,563

STANLY COUNTY
EXPENSES BY OBJECT
ADOPTED BUDGET FOR FISCAL YEAR 2018

110 GENERAL FUND
4143 Tax Revaluation

Account Number	Description	2016 Actual Expenses	2017 Original Budget	2018 Department Requested	2018 Manager Recommended	2018 Commission Adopted
Personnel						
121.000	Salaries & Wages-Regular	232,024	239,938	252,525	252,525	252,525
121.500	Salaries & Wages-Time Off Paid	-	-	-	-	-
126.000	Salaries & Wages-Part Time	-	10,496	-	-	-
170.000	Board Member Expenses	450	3,000	1,500	1,500	1,500
181.000	FICA/Medicare Tax	16,516	18,356	19,318	19,318	19,318
182.000	Retirement Expense	15,852	17,396	18,308	18,308	18,308
183.000	Health/Dental Insurance	51,631	51,610	55,115	55,115	55,115
185.000	Unemployment	30	1,070	1,256	1,256	1,256
186.000	Workers Compensation	7,738	6,898	7,243	7,243	7,243
189.000	Other Fringe Benefits	192	-	-	-	-
190.000	Professional Service	365	15,000	15,050	15,050	15,050
	Total Personnel	324,798	363,764	370,315	370,315	370,315
Supplies						
251.000	Motor Fuels & Lubricants	1,642	1,600	2,000	2,000	2,000
260.000	Office Supplies	1,731	1,800	1,700	1,700	1,700
291.000	Data Processing Supplies	452	800	1,600	1,600	1,600
	Total Supplies	3,825	4,200	5,300	5,300	5,300
Current Obligations						
312.000	Training	3,205	2,800	2,800	1,800	1,800
321.000	Telephone Service	275	650	500	500	500
325.000	Postage	666	17,500	1,470	1,000	1,000
352.000	Repair & Maint - Equipment	95	-	-	-	-
353.000	Repair & Maint - Vehicles	3,846	2,500	2,500	1,000	1,000
370.000	Advertising Expense	155	800	800	800	800
	Total Current Obligations	8,242	24,250	8,070	5,100	5,100
Fixed Charges						
419.100	Vehicle Lease	-	-	-	-	4,480
451.000	Cyber Insurance Cost	113	183	182	182	182
452.000	Vehicle Insurance	1,355	1,364	1,400	1,400	1,400
454.000	Insurance Coverage Costs	1,168	812	850	850	850
491.000	Dues and Subscriptions	2,700	2,600	2,600	2,600	2,600
	Total Fixed Charges	5,336	4,959	5,032	5,032	9,512
Capital Outlay						
520.000	Data Processing Equipment	-	-	-	-	-
540.000	Motor Vehicles	18,484	-	18,330	18,330	-
	Total Capital Outlay	18,484	-	18,330	18,330	-
Total	Tax Revaluation	360,685	397,173	407,047	404,077	390,227

STANLY COUNTY
EXPENSES BY OBJECT
ADOPTED BUDGET FOR FISCAL YEAR 2018

110 GENERAL FUND
4155 Attorneys

Account Number	Description	2016 Actual Expenses	2017 Original Budget	2018 Department Requested	2018 Manager Recommended	2018 Commission Adopted
Personnel						
121.000	Salaries & Wages-Regular	117,048	120,869	119,179	119,179	119,179
127.000	Cell Phone Stipends	840	840	840	840	840
181.000	FICA/Medicare Tax	7,867	9,311	9,181	9,181	9,181
182.000	Retirement Expense	7,997	8,763	8,640	8,640	8,640
183.000	Health/Dental Insurance	15,489	15,483	16,535	16,535	16,535
185.000	Unemployment Insurance	12	321	321	321	321
186.000	Workers Compensation	523	467	490	490	490
190.000	Professional Services	3,081	4,500	4,500	4,500	4,500
199.000	Other Professional Services	6,707	-	-	250	250
	Total Personnel	159,564	160,554	159,686	159,936	159,936
Supplies						
260.000	Office Supplies	344	100	100	100	100
291.000	Data Processing Supplies	302	400	900	900	900
	Total Supplies	647	500	1,000	1,000	1,000
Current Obligations						
311.000	Travel P.O.V.	-	348	500	500	500
312.000	Training	705	1,450	2,000	2,000	2,000
325.000	Postage	2	25	25	25	25
370.000	Advertising Expense	-	25	-	-	-
	Total Current Obligations	707	1,848	2,525	2,525	2,525
Fixed Charges						
451.000	Cyber Insurance Cost	45	49	49	49	49
454.000	Insurance Coverage Costs	1,604	1,114	1,114	1,114	1,114
491.000	Dues and Subscriptions	950	1,189	1,100	1,100	1,100
	Total Fixed Charges	2,599	2,352	2,263	2,263	2,263
Total	Attorneys	163,516	165,254	165,474	165,724	165,724

STANLY COUNTY
EXPENSES BY OBJECT
ADOPTED BUDGET FOR FISCAL YEAR 2018

110 GENERAL FUND
4160 Clerk of Court

Account Number	Description	2016 Actual Expenses	2017 Original Budget	2018 Department Requested	2018 Manager Recommended	2018 Commission Adopted
Personnel						
129.000	Jury Commission	300	-	600	600	600
195.000	Programming Services	3,616	4,550	3,616	3,616	3,616
	Total Personnel	3,916	4,550	4,216	4,216	4,216
Supplies						
260.000	Office Supplies	10,611	9,125	6,627	6,502	6,502
292.000	Minor Office Equipment	-	-	-	-	-
	Total Supplies	10,611	9,125	6,627	6,502	6,502
Current Obligations						
351.000	Rep & Maint- Building & Grounds	-	500	500	500	500
352.000	Rep & Maint- Equipment	-	400	400	400	400
				-	-	-
	Total Current Obligations	-	900	900	900	900
Fixed Charges						
491.000	Dues and Subscriptions	124	500	500	500	500
	Total Fixed Charges	124	500	500	500	500
Capital Outlay						
510.000	Office Furniture	-	-	-	-	-
	Total Capital Outlay	-	-	-	-	-
Total	Clerk of Court	14,651	15,075	12,243	12,118	12,118

STANLY COUNTY
EXPENSES BY OBJECT
ADOPTED BUDGET FOR FISCAL YEAR 2018

110 GENERAL FUND
4163 Judge's Office

Account Number	Description	2016 Actual Expenses	2017 Original Budget	2018 Department Requested	2018 Manager Recommend	2018 Commission Adopted
Supplies						
260.000	Office Supplies	-	-	-	-	-
261.000	Departmental Supplies	317	1,575	1,250	1,250	1,250
261.025	Magistrates Office Department Supplies	289	1,000	3,780	1,500	1,500
292.100	Minor Office Equipment	38	1,500	1,250	1,250	1,250
292.125	Magistrates Office Equipment	-	1,325	1,844	1,844	1,844
	Total Supplies	644	5,400	8,124	5,844	5,844
Fixed Charges						
491.000	Dues and Subscriptions	314	500	500	500	500
491.025	Magistrates Dues and Subscriptions	-	-	-	-	-
	Total Fixed Charges	314	500	500	500	500
Total	Judge's Office	957	5,900	8,624	6,344	6,344

STANLY COUNTY
EXPENSES BY OBJECT
ADOPTED BUDGET FOR FISCAL YEAR 2018

110 GENERAL FUND
4164 District Attorney

Account Number	Description	2016 Actual Expenses	2017 Original Budget	2018 Department Requested	2018 Manager Recommended	2018 Commission Adopted
Supplies						
260.000	Office Supplies	-	2,500	-	-	-
	Total Supplies	-	2,500	-	-	-
Total	District Attorney	-	2,500	-	-	-

STANLY COUNTY
EXPENSES BY OBJECT
ADOPTED BUDGET FOR FISCAL YEAR 2018

110 GENERAL FUND
4170 Elections

Account Number	Description	2016 Actual Expenses	2017 Original Budget	2018 Department Requested	2018 Manager Recommended	2018 Commission Adopted
Personnel						
121.000	Salaries & Wages-Regular	109,146	116,035	156,594	124,951	124,951
121.500	Salaries & Wages-Time Off Paid	1,482	-	-	-	-
122.000	Salaries & Wages-Overtime	7,335	7,000	7,000	7,000	7,000
126.000	Salaries & Wages-Pt/Temp	37,747	37,476	35,863	51,572	51,572
127.000	Cell Phone Stipend	360	360	360	360	360
128.000	Precinct Officials	64,170	50,000	32,490	32,490	32,490
170.000	Board Member Expenses	7,737	8,900	8,900	7,500	7,500
181.000	FICA/Medicare Tax	14,936	16,091	19,070	16,706	16,706
182.000	Retirement Expense	8,110	8,946	11,916	11,097	11,097
183.000	Health/Dental Insurance	29,196	30,966	44,092	44,092	44,092
185.000	Unemployment Compensation	5,529	1,542	1,563	1,376	1,376
186.000	Workers Compensation	512	456	479	479	479
190.000	Professional Service	42	100	100	100	100
	Total Personnel	286,299	277,872	318,427	297,723	297,723
			-	-	-	-
Supplies						
260.000	Office Supplies	5,711	5,500	5,500	5,500	5,500
261.000	Departmental Supplies	4,971	5,500	5,500	5,500	5,500
291.000	Data Processing	4,420	5,381	5,000	5,000	5,000
	Total Supplies	15,103	16,381	16,000	16,000	16,000
Current Obligations						
311.000	Travel P.O.V.	192	1,000	1,000	1,000	1,000
312.000	Training	2,996	4,500	5,000	4,500	4,500
321.000	Telephone Service	1,412	1,100	1,100	1,100	1,100
325.000	Postage	8,788	9,000	9,000	9,000	9,000
351.000	Rep&Maint-Bldg & Grounds	-	-	7,000	5,000	5,000
352.000	Rep & Maint- Equipment	18	-	-	-	-
370.000	Advertising Expense	4,597	1,700	1,700	1,700	1,700
394.000	Cleaning Services	1,800	1,800	1,800	1,800	1,800
	Total Current Obligations	19,804	19,100	26,600	24,100	24,100
Fixed Charges						
412.000	Rent Of Building	525	150	150	150	150
430.000	Rental of Equipment	3,464	3,500	3,500	3,500	3,500
440.000	Service & Maint. Contract	16,316	25,378	26,143	26,143	26,143
445.000	Contracted Services	42,439	25,800	21,500	21,500	21,500
451.000	Cyber Insurance Cost	181	194	194	194	194
454.000	Insurance Coverage Costs	1,769	1,229	1,229	1,229	1,229
491.000	Dues and Subscriptions	441	370	400	400	400
		-	-	-	-	-
	Total Fixed Charges	65,135	56,621	53,116	53,116	53,116
Capital Outlay						
510.000	Office Furniture	-	-	10,000	7,500	7,500
520.000	Data Processing Equip	-	-	5,000	5,000	5,000
550.000	Other Equipment	93,555	-	-	-	-
	Total Capital Outlay	93,555	-	15,000	12,500	12,500
Inv/Interfund Transfer						
991.100	Contingency Appropriated	-	-	90,095	-	-
	Total Inv/Interfund Transfer	-	-	90,095	-	-
Total	Elections	479,895	369,974	519,238	403,439	403,439

STANLY COUNTY
EXPENSES BY OBJECT
ADOPTED BUDGET FOR FISCAL YEAR 2018

110 GENERAL FUND
4180 Register of Deeds

Account Number	Description	2016 Actual Expenses	2017 Original Budget	2018 Department Requested	2018 Manager Recommended	2018 Commission Adopted
Personnel						
121.000	Salaries & Wages-Regular	139,788	172,449	181,343	172,124	172,124
126.000	Salaries & Wages-Part-time	11,887	-	13,388	13,388	13,388
130.000	Special Pay-Supp. Retire	5,083	5,000	5,000	5,000	5,000
181.000	FICA/Medicare Tax	10,476	13,192	14,896	14,192	14,192
182.000	Retirement Expense	5,700	8,270	9,615	8,946	8,946
182.100	Reg of Deeds Retirement	3,852	4,967	4,503	4,503	4,503
183.000	Health/Dental Insurance	40,116	51,610	66,138	66,138	66,138
185.000	Unemployment Compensation	24	1,070	1,204	1,204	1,204
186.000	Workers Compensation	517	461	484	484	484
189.000	Other Fringe Benefits	39	550	550	550	550
190.000	Professional Service	42	42	84	84	84
	Total Personnel	217,523	257,611	297,205	286,613	286,613
Supplies						
260.000	Office Supplies	12,428	13,000	13,000	13,000	13,000
291.000	Data Processing Supplies	1,368	1,500	2,700	2,500	2,500
	Total Supplies	13,796	14,500	15,700	15,500	15,500
Current Obligations						
311.000	Travel P.O.V.	483	350	1,200	1,000	1,000
312.000	Training	3,232	3,000	3,900	3,800	3,800
321.000	Telephone Service	367	500	500	500	500
325.000	Postage	1,950	1,650	2,000	2,000	2,000
352.000	Rep & Maint- Equipment	1,900	-	-	-	-
370.000	Advertising Expense	-	60	60	60	60
383.000	Outside Data Processing	33,500	36,250	33,500	33,500	33,500
	Total Current Obligations	41,431	41,810	41,160	40,860	40,860
Fixed Charges						
430.000	Rental of Equipment	1,518	1,325	1,865	1,865	1,865
440.000	Service Maintenance	5,915	5,890	3,793	3,793	3,793
451.000	Cyber Insurance Cost	113	123	123	123	123
454.000	Insurance Coverage Costs	1,889	1,407	1,407	1,407	1,407
491.000	Dues and Subscriptions	400	595	645	645	645
	Total Fixed Charges	9,835	9,340	7,833	7,833	7,833
Capital Outlay						
510.000	Office Furniture	-	-	-	-	-
510.100	10% Enhancement Equipment	19,624	31,800	45,805	45,805	45,805
	Total Capital Outlay	19,624	31,800	45,805	45,805	45,805
Total	Register of Deeds	302,209	355,061	407,703	396,611	396,611

STANLY COUNTY
EXPENSES BY OBJECT
ADOPTED BUDGET FOR FISCAL YEAR 2018

110 GENERAL FUND
4210 Information Technology

Account Number	Description	2016 Actual Expenses	2017 Original Budget	2018 Department Requested	2018 Manager Recommended	2018 Commission Adopted
Personnel						
121.000	Salaries & Wages-Regular	242,075	251,237	314,072	315,922	315,922
121.500	Salaries & Wages-Time Off Paid	365	-	-	-	-
127.000	Cell Phone Stipends	2,512	2,568	2,568	2,568	2,568
181.000	FICA/Medicare Tax	16,647	19,414	24,221	24,362	24,362
182.000	Retirement Expense	16,496	17,800	22,850	22,984	22,984
183.000	Health/Dental Insurance	45,103	45,082	59,610	54,099	54,099
185.000	Unemployment Compensation	30	1,070	1,070	1,284	1,284
186.000	Workers Compensation	1,086	968	1,016	1,016	1,016
189.000	Other Fringe Benefits	24	-	-	-	-
190.000	Professional Services	180	-	-	-	-
	Total Personnel	324,518	338,139	425,407	422,235	422,235
Supplies						
260.000	Office Supplies	1,809	2,500	2,100	2,100	2,100
291.000	Data Processing Supplies	31,568	21,000	21,000	21,000	21,000
291.200	Bulk Data Processing Supplies	7,313	8,000	3,000	2,000	2,000
	Total Supplies	40,690	31,500	26,100	25,100	25,100
Current Obligations						
311.000	Travel P.O.V.	252	300	0	0	0
312.000	Training	1,040	1,500	2,500.00	1,500.00	1,500.00
321.000	Telephone Service	20,748	22,000	21,000.00	21,000.00	21,000.00
325.000	Postage	70	100	100	100	100
352.000	Rep & Maint- Equipment	-	300	300	300	300
	Total Current Obligations	22,111	24,200	23,900	22,900	22,900
Fixed Charges						
430.000	Rental of Equipment	142,302	149,834	159,780.00	159,780.00	159,780.00
440.000	Service & Maint. Contract	163,876	199,049	212,778.00	212,778.00	212,778.00
451.000	Cyber Insurance Cost	113	123	123	123	123
454.000	Insurance Coverage Costs	1,281	890	890	890	890
491.000	Dues and Subscriptions	-	-	-	-	-
	Total Fixed Charges	307,572	349,896	373,571	373,571	373,571
Capital Outlay						
520.000	Data Processing Equip	3,330	-	320,000	-	-
	Total Capital Outlay	3,330	-	320,000	-	-
Total	Information Technology	698,221	743,735	1,168,978	843,806	843,806

STANLY COUNTY
EXPENSES BY OBJECT
ADOPTED BUDGET FOR FISCAL YEAR 2018

110 GENERAL FUND
4260 Facilities Management

Account Number	Description	2016 Actual Expenses	2017 Original Budget	2018 Department Requested	2018 Manager Recommended	2018 Commission Adopted
Personnel						
121.000	Salaries & Wages-Regular	266,314	259,355	274,219	249,394	249,394
123.000	Salaries & Wages-On Call	1,119	2,000	2,500	2,000	2,000
127.000	Cell Phone Stipends	922	923	923	923	923
181.000	FICA/Medicare Tax	19,978	20,102	21,240	19,302	19,302
182.000	Retirement Expense	18,264	18,523	20,115	18,263	18,263
183.000	Health/Dental Insurance	68,489	68,843	73,533	73,533	73,533
185.000	Unemployment Compensation	42	1,427	1,452	1,447	1,447
186.000	Workers Compensation	8,384	7,474	7,848	7,848	7,848
189.000	Other Fringe Benefits	240	294	294	294	294
190.000	Professional Services	40	250	250	250	250
	Total Personnel	383,792	379,191	402,374	373,254	373,254
Supplies						
211.000	Janitorial Supplies	18,369	20,000	20,000	20,000	20,000
212.000	Uniforms	6,239	7,500	7,500	7,500	7,500
251.000	Motor Fuels & Lubricants	5,739	7,500	7,500	7,000	7,000
253.000	Vehicle Parts & Supplies	355	500	700	700	700
260.000	Office Supplies	465	500	500	500	500
261.000	Departmental Supplies	9,753	12,000	13,000	13,000	13,000
291.000	Data Processing Supplies	184	300	300	300	300
	Total Supplies	41,104	48,300	49,500	49,000	49,000
Current Obligations						
311.000	Travel POV	4	150	150	150	150
312.000	Training	204	500	1,000	500	500
321.000	Telephone Service	791	1,150	1,100	1,100	1,100
325.000	Postage	22	100	100	100	100
331.000	Electricity Expense	211,769	205,000	205,000	205,000	205,000
333.000	Natural Gas Expense	10,821	20,000	18,000	18,000	18,000
334.000	Water & Sewer Expense	20,382	20,000	21,000	21,000	21,000
351.000	Rep&Maint-Bldg & Grounds	303,698	290,000	320,000	290,000	290,000
352.000	Rep & Maint- Equipment	432	1,000	1,000	1,000	1,000
353.000	Repair & Maint- Vehicles	3,849	2,500	2,800	2,800	2,800
370.000	Advertising	160	-	-	-	-
	Total Current Obligations	552,131	540,400	570,150	539,650	539,650
Fixed Charges						
430.000	Rental of Equipment	349	800	800	800	800
440.000	Service & Maint. Contract	105,713	119,500	119,500	119,500	119,500
451.000	Cyber Insurance Cost	158	171	171	171	171
453.000	Bonds and Other Insurance	-	-			
452.000	Vehicle Insurance	2,998	3,023	3,023	3,023	3,023
454.000	Insurance Coverage Costs	15,122	9,788	9,788	9,788	9,788
	Total Fixed Charges	124,340	133,282	133,282	133,282	133,282
Capital Outlay						
540.000	Motor Vehicles	-	27,500	-	-	-
580.000	Bldgs, Structure, & Improvement	-	-	-	-	-
	Total Capital Outlay	-	27,500	-	-	-
Total	Facilities Management	1,101,367	1,128,673	1,155,306	1,095,186	1,095,186

STANLY COUNTY
NORTH CAROLINA
Water. Air. Land. Success.

THIS PAGE LEFT INTENTIONALLY BLANK

STANLY COUNTY
PUBLIC SAFETY SUMMARY EXPENSES BY FUNCTION
ADOPTED BUDGET FOR FISCAL YEAR 2018

Description	2016 Actual Expenses	2017 Original Budget	2018 Department Requested	2018 Manager Recommended	2018 Commission Adopted
Sheriff Operations	$ 3,795,429	$ 3,804,529	$ 4,222,084	$ 3,964,034	$ 4,038,594
School Resource Officer	357,323	367,139	407,865	405,165	405,165
Jail	2,393,599	2,607,844	3,131,720	2,790,436	2,790,436
Juvenile Justice	206,722	202,670	199,061	199,061	199,061
Emergency Management	232,178	242,947	251,734	250,284	250,284
Fire	430,399	496,370	542,151	496,961	496,961
Emergency Medical Service	3,967,210	3,315,666	4,023,553	3,938,270	3,950,270
Inspections	339,787	411,427	461,717	442,717	421,737
Medical Examiner	36,500	25,000	30,000	30,000	30,000
Animal Control	337,666	360,975	378,422	381,422	381,422
911 Emergency Operations	1,391,751	1,666,433	1,882,082	1,853,960	1,849,575
TOTAL PUBLIC SAFETY	$ 13,488,565	$ 13,501,000	$ 15,530,389	$ 14,752,310	$ 14,813,505

STANLY COUNTY
EXPENSES BY OBJECT
ADOPTED BUDGET FOR FISCAL YEAR 2018

110	GENERAL FUND					
4310	Sheriff					
4310	Sheriff Operations					
Account Number	Description	2016 Actual Expenses	2017 Original Budget	2018 Department Requested	2018 Manager Recommended	2018 Commission Adopted
Personnel						
121.000	Salaries & Wages-Regular	1,974,790	2,056,889	2,140,067	2,140,067	2,140,067
121.025	Salaries & Wages-FTO Stipended	-	-	-	3,500	3,500
121.500	Salaries & Wages-Time Off Paid	15,666	-	-	-	-
124.000	Salaries & Wages-Town Duty	45,010	45,000	45,000	46,000	46,000
125.000	Separation Retirement	41,685	41,685	55,005	55,005	55,005
126.000	Salaries & Wages-Pt/Temp	99,423	96,000	96,000	96,000	96,000
126.500	Salaries & Wages-Pt/ALCOA	13,045	27,846	27,846	27,846	27,846
127.000	Cell Phone Stipends	4,540	5,040	4,320	4,320	4,320
181.000	FICA/Medicare Tax	159,216	173,844	181,537	181,537	181,537
182.000	Retirement Expense	11,548	16,893	14,912	14,912	14,912
182.300	LEO Retirement	134,398	149,590	158,549	158,549	158,549
183.000	Health/Dental Insurance	486,763	506,023	551,150	551,150	551,150
185.000	Unemployment Compensation	346	11,724	11,938	11,938	11,938
186.000	Workers Compensation	67,931	60,558	63,586	63,658	63,658
189.000	Other Fringe Benefits	90,736	95,511	104,225	104,225	104,225
190.000	Professional Services	1,891	200	200	200	200
	Total Personnel	3,146,989	3,286,803	3,454,335	3,458,907	3,458,907
Supplies						
211.000	Janitorial Supplies	953	975	975	975	975
212.000	Uniforms	7,973	9,500	12,000	9,500	9,500
220.000	Food And Provisions	790	800	800	800	800
220.100	Food-Canine	1,610	1,750	1,750	1,750	1,750
230.000	Education Materials	2,041	3,000	3,000	3,000	3,000
251.000	Motor Fuels & Lubricants	80,552	150,000	150,000	115,000	115,000
252.000	Tires And Tubes	6,920	10,500	11,000	11,000	11,000
253.000	Vehicle Parts & Supplies	3,893	5,500	5,500	5,500	5,500
260.000	Office Supplies	9,873	9,000	9,000	9,000	9,000
260.050	D.A.R.E. Supplies	8,491	8,800	8,800	8,800	8,800
260.076	Explorer's Program Expense	174	-	997	500	500
261.000	Departmental Supplies	37,099	24,000	26,000	24,000	24,000
261.100	Ammo & Targets	3,279	4,500	4,500	4,500	4,500
291.000	Data Processing Supplies	17,451	7,500	16,500	16,500	16,500
299.000	Miscellaneous Supplies	3,295	7,500	10,097	8,000	8,000
	Total Supplies	184,394	243,325	260,919	218,825	218,825
Current Obligations						
311.000	Travel P.O.V.	91	100	100	100	100
312.000	Training	8,700	6,200	7,500	6,200	6,200
321.000	Telephone Service	17,774	20,000	20,000	20,000	20,000
325.000	Postage	4,694	3,500	3,500	3,500	3,500
331.000	Electricity Expense	18,163	18,000	18,000	18,000	18,000
334.000	Water & Sewer Expense	1,100	1,100	1,100	1,100	1,100
351.000	Rep&Maint-Bldg & Grounds	6,344	6,000	6,000	6,000	6,000
352.000	Rep & Maint- Equipment	1,269	12,000	15,500	15,500	15,500
353.000	Rep & Maint-Vehicles	43,505	33,000	44,000	44,000	44,000
370.000	Advertising Expense	313	300	300	300	300
394.000	Cleaning Services	7,260	6,665	7,260	6,900	6,900
399.000	Other Services	9,078	-	-	-	-
	Total Current Obligations	118,290	106,865	123,260	121,600	121,600

STANLY COUNTY
EXPENSES BY OBJECT
ADOPTED BUDGET FOR FISCAL YEAR 2018

110	GENERAL FUND					
4310	Sheriff					
4310	Sheriff Operations					
Account Number	Description	2016 Actual Expenses	2017 Original Budget	2018 Department Requested	2018 Manager Recommended	2018 Commission Adopted
Fixed Charges						
430.000	Rental of Equipment	17,557	32,000	33,920	33,920	33,920
440.000	Service & Maint Contract	35,675	46,715	46,715	46,715	46,715
451.000	Cyber Insurance Cost	1,446	1,561	1,561	1,561	1,561
452.000	Vehicle Insurance	29,051	29,292	29,292	29,292	29,292
453.000	Bonds and Other Insurance	-	275	275	275	275
454.000	Insurance Coverage Costs	41,478	28,839	28,839	28,839	28,839
491.000	Dues and Subscriptions	7,034	6,600	7,000	6,600	6,600
499.000	Other Fixed Charges	4,610	3,000	5,500	5,500	5,500
	Total Fixed Charges	136,851	148,282	153,102	152,702	152,702
Capital Outlay						
510.000	Office Furniture & Equip	-	-	-	-	-
520.000	Data Processing Equip	-	14,254	12,000	12,000	12,000
540.000	Motor Vehicles	196,406	-	218,468	-	-
550.000	Other Equipment	12,500	5,000	-	-	74,560
	Total Capital Outlay	208,906	19,254	230,468	12,000	86,560
Total	Sheriff Operations	3,795,429	3,804,529	4,222,084	3,964,034	4,038,594

STANLY COUNTY
NORTH CAROLINA
Water. Air. Land. Success.

THIS PAGE LEFT INTENTIONALLY BLANK

STANLY COUNTY
EXPENSES BY OBJECT
ADOPTED BUDGET FOR FISCAL YEAR 2018

110	GENERAL FUND					
4310	Sheriff					
4314	School Resource Officer					
Account Number	Description	2016 Actual Expenses	2017 Original Budget	2018 Department Requested	2018 Manager Recommended	2018 Commission Adopted
Personnel						
121.000	Salaries & Wages-Regular	226,887	232,547	250,936	250,936	250,936
121.500	Salaries & Wages-Time Off Paid	1,510	-	-	-	-
127.000	Cell Phone Stipends	706	720	720	720	720
181.000	FICA/Medicare Tax	16,144	17,845	19,252	19,252	19,252
182.300	LEO Retirement	16,605	18,268	20,100	20,100	20,100
183.000	Health/Dental Insurance	61,657	61,932	66,138	66,138	66,138
185.000	Unemployment	36	1,284	1,284	1,284	1,284
186.000	Workers Compensation	7,004	6,244	6,556	6,556	6,556
189.000	Other Fringe Benefits	11,451	11,403	12,583	12,583	12,583
	Total Personnel	342,001	350,243	377,569	377,569	377,569
Supplies						
212.000	Uniforms	1,744	1,000	1,500	1,000	1,000
251.000	Motor Fuels & Lubricants	4,675	6,100	6,100	4,500	4,500
252.000	Tires and Tubes	-	1,000	1,500	1,000	1,000
253.000	Vehicle Parts & Supplies	168	300	400	300	300
260.000	Office Supplies	96	100	100	100	100
261.000	Departmental Supplies	268	300	300	300	300
291.000	Data Processing Supplies	-	-	-	-	-
	Total Supplies	6,951	8,800	9,900	7,200	7,200
Current Obligations						
312.000	Training	2,379	2,500	4,000	4,000	4,000
352.000	Rep & Maint- Equipment	-	75	75	75	75
353.000	Repair & Maint - Vehicles	2,009	1,500	1,500	1,500	1,500
	Total Current Obligations	4,388	4,075	5,575	5,575	5,575
Fixed Charges						
430.000	Rental of Equipment	575	576	576	576	576
451.000	Cyber Insurance Cost	113	123	10,800	10,800	10,800
452.000	Vehicle Insurance	3,295	3,322	123	123	123
491.000	Dues and Subscriptions	-	-	3,322	3,322	3,322
	Total Fixed Charges	3,982	4,021	14,821	14,821	14,821
Capital Outlay						
540.000	Motor Vehicles	-	-	-	-	-
	Total Capital Outlay	-	-	-	-	-
Total	School Resource Officer	357,323	367,139	407,865	405,165	405,165

STANLY COUNTY
EXPENSES BY OBJECT
ADOPTED BUDGET FOR FISCAL YEAR 2018

110	GENERAL FUND					
4310	Sheriff					
4320	Jail					
Account Number	Description	2016 Actual Expenses	2017 Original Budget	2018 Department Requested	2018 Manager Recommended	2018 Commission Adopted
Personnel						
121.000	Salaries & Wages-Regular	1,145,857	1,305,417	1,418,010	1,287,898	1,287,898
121.500	Salaries & Wages-Time Off Paid	9,047	-	-	-	-
122.000	Salaries & Wages-Overtime	10,491	-	-	-	-
126.000	Salaries & Wages-Pt/Temp	13,874	15,499	16,685	40,000	40,000
127.000	Cell Phone Stipends	927	900	720	720	720
181.000	FICA/Medicare Tax	88,405	101,119	109,782	99,828	99,828
182.000	Retirement Expense	80,726	95,738	104,015	94,582	94,582
183.000	Health/Dental Insurance	311,955	381,914	429,897	385,805	385,805
185.000	Unemployment Compensation	194	8,072	8,510	7,654	7,654
186.000	Workers Compensation	34,765	30,992	32,542	32,542	32,542
189.000	Other Fringe Benefits	442	588	588	588	588
190.000	Professional Services	268	1,325	1,325	1,325	1,325
	Total Personnel	1,696,951	1,941,564	2,122,074	1,950,942	1,950,942
Supplies						
211.000	Janitorial Supplies	13,940	12,500	14,500	14,500	14,500
212.000	Uniforms	7,042	7,500	7,500	7,500	7,500
220.000	Food And Provisions	223,809	190,000	196,000	215,000	215,000
230.000	Education Materials	2,439	3,000	3,000	3,000	3,000
238.000	Medical Supplies	207,806	228,120	294,307	230,622	230,622
251.000	Motor Fuels & Lubricants	2,896	3,500	3,500	3,000	3,000
252.000	Tires And Tubes	342	400	500	400	400
253.000	Vehicle Parts & Supplies	-	300	300	300	300
260.000	Office Supplies	2,205	2,000	2,000	2,000	2,000
260.100	Concession Supplies	1,891	2,000	10,000	2,000	2,000
261.000	Departmental Supplies	13,493	14,000	15,500	14,000	14,000
291.000	Data Processing Supplies	6,529	5,050	5,050	3,000	3,000
299.000	Miscellaneous Supplies	8,289	-	-	8,000	8,000
	Total Supplies	490,682	468,370	552,157	503,322	503,322
Current Obligations						
312.000	Training	5,216	5,000	5,000	5,000	5,000
321.000	Telephone Service	1,059	1,250	1,250	1,250	1,250
325.000	Postage	883	1,200	1,500	1,500	1,500
331.000	Electricity Expense	85,406	73,000	73,000	73,000	73,000
333.000	Natural Gas Expense	14,638	17,950	17,950	17,950	17,950
335.000	Garbage Collection	4,369	4,380	4,582	4,582	4,582
351.000	Rep&Maint-Bldg & Grounds	36,511	30,000	31,500	30,000	30,000
352.000	Rep & Maint- Equipment	6,507	5,000	5,000	5,000	5,000
353.000	Rep & Maint - Vehicles	428	500	500	500	500
399.000	Other Services	-	-	-	-	-
	Total Current Obligations	155,016	138,280	140,282	138,782	138,782

STANLY COUNTY
EXPENSES BY OBJECT
ADOPTED BUDGET FOR FISCAL YEAR 2018

110	GENERAL FUND					
4310	Sheriff					
4320	Jail					
Account Number	Description	2016 Actual Expenses	2017 Original Budget	2018 Department Requested	2018 Manager Recommended	2018 Commission Adopted
Fixed Charges						
430.000	Rent of Equipment	5,999	7,000	7,000	7,000	7,000
440.000	Service & Maint. Contract	17,186	18,209	173,960	46,560	46,560
451.000	Cyber Insurance Cost	881	952	952	952	952
452.000	Vehicle Insurance	1,730	1,745	1,745	1,745	1,745
454.000	Insurance Coverage Costs	6,928	4,814	4,814	4,814	4,814
491.000	Dues and Subscriptions	659	1,035	1,035	1,035	1,035
499.000	Other Fixed Charges	6,116	5,000	10,000	10,000	10,000
	Total Fixed Charges	39,499	38,755	199,506	72,106	72,106
Capital Outlay						
520.000	Data Processing Equipment	-	20,875	90,932	98,515	98,515
540.000	Motor Vehicles	-	-	26,769	26,769	26,769
550.000	Other Equipment	11,452	-	-	-	-
	Total Capital Outlay	11,452	20,875	117,701	125,284	125,284
Total	Jail	2,393,599	2,607,844	3,131,720	2,790,436	2,790,436
Total	Sheriff	6,546,352	6,779,512	7,761,669	7,159,635	7,234,195

STANLY COUNTY
EXPENSES BY OBJECT
ADOPTED BUDGET FOR FISCAL YEAR 2018

110	GENERAL FUND					
4321	Juvenile Justice					
Account Number	Description	2016 Actual Expenses	2017 Original Budget	2018 Department Requested	2018 Manager Recommended	2018 Commission Adopted
Supplies						
260.000	Office Supplies	5,109	3,600	-	-	-
291.000	Data Processing Supplies	-	-	-	-	-
	Total Supplies	5,109	3,600	-	-	-
Current Obligations						
300.000	OJJ Administration Cost	995	1,000	1,000	1,000	1,000
343.000	Refunds	6,564	-	-	-	-
399.000	Other Services	-	-	-	-	-
	Total Current Obligations	7,559	1,000	1,000	1,000	1,000
Contracts						
699.500	D-A-S-H Youth Connections	-	-	15,000	15,000	15,000
699.512	JCPC Restitution	72,500	72,500	72,500	72,500	72,500
699.550	Juvenile Detention Costs	20,984	25,000	25,000	25,000	25,000
699.560	JCPC School	19,285	19,285	19,285	19,285	19,285
699.580	Stanly County Lift Academ	81,285	81,285	66,276	66,276	66,276
	Total Contracts	194,054	198,070	198,061	198,061	198,061
Total	Juvenile Justice	206,722	202,670	199,061	199,061	199,061

STANLY COUNTY
EXPENSES BY OBJECT
ADOPTED BUDGET FOR FISCAL YEAR 2018

110	GENERAL FUND					
4330	Emergency Services					
4330	Emergency Management					
Account Number	Description	2016 Actual Expenses	2017 Original Budget	2018 Department Requested	2018 Manager Recommended	2018 Commission Adopted
Personnel						
121.000	Salaries & Wages-Regular	117,670	119,334	124,904	124,904	124,904
127.000	Cell Phone Stipends	840	940	840	840	840
181.000	FICA/Medicare Tax	7,812	9,193	9,619	9,619	9,619
182.000	Retirement Expense	8,038	8,652	9,056	9,056	9,056
183.000	Health/Dental Insurance	20,652	20,644	22,046	22,046	22,046
185.000	Unemployment Insurance	12	428	428	428	428
186.000	Workers Compensation	7,637	6,808	7,148	7,148	7,148
189.000	Other Fringe Benefits	-	-	-	-	-
190.000	Professional Services	275	275	275	275	275
	Total Personnel	162,937	166,274	174,316	174,316	174,316
Supplies						
212.000	Uniforms	520	2,750	1,000	1,000	1,000
251.000	Motor Fuel	1,265	1,500	1,800	1,500	1,500
252.000	Tires and Lubes	-	500	750	750	750
253.000	Vehicle Parts and Supplies	-	150	1,350	1,350	1,350
260.000	Office Supplies	407	1,200	1,200	1,200	1,200
261.000	Departmental Supplies	1,440	1,650	1,750	1,650	1,650
291.000	Data Processing Supplies	851	-	150	150	150
	Total Supplies	4,484	7,750	8,000	7,600	7,600
Current Obligations						
312.000	Training	2,089	2,500	2,600	2,250	2,250
321.000	Telephone Service	635	1,400	1,300	1,300	1,300
325.000	Postage	-	50	50	50	50
339.000	Other Utilities Expense	156	750	750	500	500
351.000	Rep & Maint- Bldg & Grounds	-	-	-	-	-
352.000	Rep & Maint- Equipment	425	750	750	500	500
353.000	Rep & Maint - Vehicles	422	1,000	1,200	1,000	1,000
370.000	Advertising Expense	-	50	50	50	50
392.000	Laundry & Dry Cleaning	-	50	50	50	50
	Total Current Obligations	3,727	6,550	6,750	5,700	5,700
Fixed Charges						
430.000	Rental of Equipment	137	414	454	454	454
440.000	Service & Maint Contract	57,696	58,915	58,970	58,970	58,970
451.000	Cyber Insurance Cost	45	49	49	49	49
452.000	Vehicle Insurance	1,372	1,384	1,384	1,384	1,384
454.000	Insurance Coverage Costs	265	184	184	184	184
491.000	Dues and Subscriptions	1,516	1,427	1,627	1,627	1,627
	Total Fixed Charges	61,030	62,373	62,668	62,668	62,668
Capital Outlay						
550.000	Other Equipment	-	-	-	-	-
	Total Capital Outlay	-	-	-	-	-
Total	Emergency Management	232,178	242,947	251,734	250,284	250,284

STANLY COUNTY
EXPENSES BY OBJECT
ADOPTED BUDGET FOR FISCAL YEAR 2018

110	GENERAL FUND					
4330	Emergency Services					
4340	Fire Service					
Account Number	Description	2016 Actual Expenses	2017 Original Budget	2018 Department Requested	2018 Manager Recommended	2018 Commission Adopted
Personnel						
121.000	Salaries & Wages-Regular	53,621	56,099	59,707	59,707	59,707
126.000	Salaries & Wages-Pt/Temp	36,271	52,798	55,589	55,589	55,589
127.000	Cell Phone Stipends	1,200	1,380	1,380	1,380	1,380
181.000	FICA/Medicare Tax	6,619	8,436	8,926	8,926	8,926
182.200	FIRE Retirement	3,664	3,778	4,329	4,329	4,329
183.000	Health/Dental Insurance	10,326	10,322	11,023	11,023	11,023
185.000	Unemployment Insurance	24	729	754	754	754
186.000	Workers Compensation	8,566	7,636	8,018	8,018	8,018
189.000	Other Fringe Benefits	-	-	-	-	-
190.000	Professional Services	220	250	250	250	250
	Total Personnel	120,511	141,428	149,976	149,976	149,976
Supplies						
212.000	Uniforms	2,037	10,300	3,000	2,500	2,500
230.000	Education Materials	264	250	250	250	250
251.000	Motor Fuels & Lubricants	2,346	3,000	4,000	3,200	3,200
252.000	Tires and Lubes	694	1,000	800	800	800
253.000	Vehicle Parts & Supplies	221	500	1,000	750	750
260.000	Office Supplies	402	325	500	500	500
261.000	Departmental Supplies	3,475	4,272	4,435	4,500	4,500
291.000	Data Processing Supplies	2,590	1,530	5,000	5,000	5,000
	Total Supplies	12,029	21,177	18,985	17,500	17,500
Current Obligations						
312.000	Training	464	750	750	750	750
321.000	Telephone Service	555	850	750	750	750
325.000	Postage	29	47	100	100	100
352.000	Rep & Maint- Equipment	84	150	200	200	200
353.000	Repair & Maint- Vehicles	2,735	1,000	1,000	1,000	1,000
	Total Current Obligations	3,866	2,797	2,800	2,800	2,800
Fixed Charges						
430.000	Rental of Equipment	126	200	200	200	200
440.000	Service & Maint. Contract	6,950	6,080	3,240	3,240	3,240
451.000	Cyber Insurance Cost	90	98	98	98	98
452.000	Vehicle Insurance	1,938	1,955	1,955	1,955	1,955
454.000	Insurance Coverage Costs	312	216	216	216	216
491.000	Dues and Subscriptions	641	1,134	1,144	1,144	1,144
	Total Fixed Charges	10,057	9,683	6,853	6,853	6,853

STANLY COUNTY
EXPENSES BY OBJECT
ADOPTED BUDGET FOR FISCAL YEAR 2018

110	GENERAL FUND					
4330	Emergency Services					
4340	Fire Service					
Account Number	Description	2016 Actual Expenses	2017 Original Budget	2018 Department Requested	2018 Manager Recommended	2018 Commission Adopted
Capital Outlay						
510.000	Office Furniture & Equip	-	-	3,000	-	-
522.000	Data Processing Software	-	-	-	-	-
540.000	Motor Vehicles	-	36,000	40,705	-	-
550.000	Other Equipment	-	-	27,792	27,792	27,792
555.000	Radio Moblies	-	-	-	-	-
	Total Capital Outlay	-	36,000	71,497	27,792	27,792
Contractual Services						
693.000	Coop. Agreement W/Oth.Gov	62,435	61,685	64,000	64,000	64,000
699.100	Subsidy-Vol. Fire Dept.	44,000	46,600	46,600	46,600	46,600
699.200	VFD Personnel Grant	177,500	177,000	181,440	181,440	181,440
699.300	Moblie Air Subsidy	-	-	-	-	-
	Total Contractual Services	283,935	285,285	292,040	292,040	292,040
Total	Fire Service	430,399	496,370	542,151	496,961	496,961

STANLY COUNTY
EXPENSES BY OBJECT
ADOPTED BUDGET FOR FISCAL YEAR 2018

110	GENERAL FUND					
4330	Emergency Services					
4370	Emergency Medical Service					
Account Number	Description	2016 Actual Expenses	2017 Original Budget	2018 Department Requested	2018 Manager Recommended	2018 Commission Adopted
Personnel						
121.000	Salaries & Wages-Regular	1,085,193	1,291,071	1,585,303	1,791,075	1,791,075
122.000	Salaries & Wages-Overtime	492,779	500,000	540,932	463,013	463,013
126.000	Salaries & Wages-Pt/Temp	116,916	105,000	108,150	108,150	108,150
127.000	Cell Phone Stipends	992	1,200	1,200	1,200	1,200
181.000	FICA/Medicare Tax	122,598	152,130	170,981	180,803	180,803
182.000	Retirement Expense	(859)	5,447	5,887	5,887	5,887
182.200	Fire Retirement	103,523	131,116	148,312	142,520	142,520
183.000	Health/Dental Insurance	359,489	451,845	498,461	546,101	546,101
185.000	Unemployment Compensation	352	10,680	11,140	12,396	12,396
186.000	Workers Compensation	104,462	93,124	97,780	97,780	97,780
189.000	Other Fringe Benefits	308	1,176	1,176	1,176	1,176
190.000	Professional Services	25,109	21,600	33,700	29,390	29,390
	Total Personnel	2,410,862	2,764,389	3,203,022	3,379,491	3,379,491
Supplies						
211.000	Janitorial Supplies	3,805	3,500	3,500	3,500	3,500
212.000	Uniforms	17,984	18,000	18,000	18,000	18,000
230.000	Education Materials	1,358	1,500	1,500	1,500	1,500
238.000	Medical Supplies	140,981	150,000	150,000	150,000	150,000
251.000	Motor Fuels & Lubricants	68,183	80,000	85,000	83,000	83,000
252.000	Tires and Lube	11,522	12,000	12,000	12,000	12,000
253.000	Vehicle Parts & Supplies	4,841	3,000	3,000	3,000	3,000
260.000	Office Supplies	1,288	3,000	2,500	2,500	2,500
261.000	Departmental Supplies	9,651	10,000	10,000	10,000	10,000
291.000	Data Processing Supplies	6,380	2,000	1,500	1,500	1,500
	Total Supplies	265,991	283,000	287,000	285,000	285,000
Current Obligations						
311.000	Travel P.O.V.	-	100	-	-	-
312.000	Training	5,247	6,500	6,500	6,500	6,500
321.000	Telephone Service	11,654	12,000	12,000	12,000	12,000
325.000	Postage	7,083	7,500	6,700	6,700	6,700
331.000	Electricity Expense	21,842	19,000	19,000	19,000	19,000
333.000	Natural Gas Expense	4,261	10,000	8,000	10,000	10,000
334.000	Water & Sewer Expense	5,171	5,000	5,000	5,000	5,000
339.000	Other Utilities Expense	4,864	5,130	5,130	5,130	5,130
351.000	Rep&Maint-Bldg & Grounds	17,221	14,000	14,000	14,000	14,000
352.000	Rep & Maint- Equipment	9,016	7,500	7,500	7,500	7,500
353.000	Repair & Maint- Vehicles	50,370	40,000	35,000	35,000	35,000
370.000	Advertising Expense	191	200	200	200	200
	Total Current Obligations	136,921	126,930	119,030	121,030	121,030

STANLY COUNTY
EXPENSES BY OBJECT
ADOPTED BUDGET FOR FISCAL YEAR 2018

110	GENERAL FUND					
4330	Emergency Services					
4370	Emergency Medical Service					
Account Number	Description	2016 Actual Expenses	2017 Original Budget	2018 Department Requested	2018 Manager Recommended	2018 Commission Adopted
Fixed Charges						
410.000	Rent-Land,Bldg. & Office	19,200	19,200	19,200	19,200	19,200
430.000	Rental of Equipment	1,679	1,500	1,500	1,500	1,500
440.000	Service & Maint. Contract	61,418	58,780	70,054	70,054	70,054
451.000	Cyber Insurance Cost	1,446	1,561	1,561	1,561	1,561
452.000	Vehicle Insurance	18,340	13,980	13,980	13,980	13,980
454.000	Insurance Coverage Costs	13,146	9,134	9,134	9,134	9,134
491.000	Dues and Subscriptions	1,719	1,992	2,120	2,120	2,120
	Total Fixed Charges	116,948	106,147	117,549	117,549	117,549
Capital Outlay						
530.000	Medical Equipment	9,234	-	-	-	-
540.000	Motor Vehicles	835,657	-	-	-	-
550.000	Other Equipment	140,131	-	27,592	-	-
	Total Capital Outlay	985,021	-	27,592	-	-
Contractual Services						
699.050	Subsidy- Rescue Unit	26,267	10,000	10,000	10,000	22,000
699.110	Subsidy- First Responder	25,200	25,200	25,200	25,200	25,200
	Total Contractual Services	51,467	35,200	35,200	35,200	47,200
Inv/Interfund Transfer						
991.100	Contingency Appropriated	-	-	234,160	-	-
	Total Inv/Interfund Transfer	-	-	234,160	-	-
Total	Emergency Medical Service	3,967,210	3,315,666	4,023,553	3,938,270	3,950,270
Total	Emergency Services	4,629,787	4,054,983	4,817,438	4,685,515	4,697,515

STANLY COUNTY
EXPENSES BY OBJECT
ADOPTED BUDGET FOR FISCAL YEAR 2018

110 GENERAL FUND
4350 Inspections

Account Number	Description	2016 Actual Expenses	2017 Original Budget	2018 Department Requested	2018 Manager Recommended	2018 Commission Adopted
Personnel						
121.000	Salaries & Wages-Regular	219,553	256,136	277,249	277,249	277,249
121.500	Salaries & Wages-Time Off Paid	4,168	-	-	-	-
122.000	Salaries & Wages-Overtime	4,484	-	-	-	-
126.000	Salaries & Wages-Part Time	1,520	-	15,000	-	-
127.000	Cell Phone Stipends	1,864	2,280	2,280	2,280	2,280
181.000	FICA/Medicare Tax	16,617	19,762	21,384	21,384	21,384
182.000	Retirement Expense	15,689	18,729	20,101	20,101	20,101
183.000	Health/Dental Insurance	40,116	51,610	55,115	55,115	55,115
185.000	Unemployment Insurance	36	1,070	1,070	1,070	1,070
186.000	Workers Compensation	10,596	9,446	9,918	9,918	9,918
189.000	Other Fringe Benefits	-	294	-	-	-
190.000	Professional Services	163	-	-	-	-
	Total Personnel	314,807	359,327	402,117	387,117	387,117
Supplies						
212.000	Uniforms	2,230	2,350	2,400	2,400	2,400
251.000	Motor Fuels & Lubricants	5,191	5,000	5,500	5,500	5,500
253.000	Vehicle Parts & Supplies	20	100	200	200	200
260.000	Office Supplies	3,551	2,000	2,500	2,500	2,500
291.000	Data Processing Supplies	1,880	-	3,800	3,800	3,800
	Total Supplies	12,872	9,450	14,400	14,400	14,400
Current Obligations						
311.000	Travel P.O.V.	-	-	-	-	-
312.000	Training	2,186	3,000	3,000	3,000	3,000
321.000	Telephone Service	1,959	2,400	2,400	2,400	2,400
325.000	Postage	245	300	300	300	300
353.000	Repair & Maint - Vehicles	1,696	3,500	3,500	3,500	3,500
370.000	Advertising Expense	499	200	200	200	200
	Total Current Obligations	6,585	9,400	9,400	9,400	9,400
Fixed Charges						
419.100	Vehicle Lease	-	-	-	-	6,020
430.000	Rental of Equipment	473	400	400	400	400
451.000	Cyber Insurance Cost	113	123	123	123	123
452.000	Vehicle Insurance	2,058	2,075	2,075	2,075	2,075
454.000	Insurance Coverage Costs	2,234	1,552	1,552	1,552	1,552
491.000	Dues and Subscriptions	645	600	650	650	650
	Total Fixed Charges	5,523	4,750	4,800	4,800	10,820
Capital Outlay						
520.000	Data Processing Equip	-	1,000	-	-	-
540.000	Motor Vehicles	-	27,500	31,000	27,000	-
	Total Capital Outlay	-	28,500	31,000	27,000	-
Total	Inspections	339,787	411,427	461,717	442,717	421,737

STANLY COUNTY
EXPENSES BY OBJECT
ADOPTED BUDGET FOR FISCAL YEAR 2018

110 GENERAL FUND
4360 Medical Examiner

Account Number	Description	2016 Actual Expenses	2017 Original Budget	2018 Department Requested	2018 Manager Recommended	2018 Commission Adopted
Personnel						
190.000	Professional Services	36,500	25,000	30,000	30,000	30,000
	Total Personnel	36,500	25,000	30,000	30,000	30,000
Total	Medical Examiner	36,500	25,000	30,000	30,000	30,000

STANLY COUNTY
EXPENSES BY OBJECT
ADOPTED BUDGET FOR FISCAL YEAR 2018

110 GENERAL FUND
4380 Animal Control

Account Number	Description	2016 Actual Expenses	2017 Original Budget	2018 Department Requested	2018 Manager Recommended	2018 Commission Adopted
Personnel						
121.000	Salaries & Wages-Regular	146,874	183,004	195,907	195,907	195,907
121.500	Salaries & Wages-Time Off Paid	3,660	-	-	-	-
123.000	Salaries & Wages - On Call	24,516	12,500	12,500	12,500	12,500
127.000	Cell Phone Stipends	1,453	1,800	1,800	1,800	1,800
181.000	FICA/Medicare Tax	12,540	15,141	16,081	16,081	16,081
182.000	Retirement Expense	11,958	14,285	15,110	15,110	15,110
183.000	Health/Dental Insurance	42,916	51,610	55,115	55,115	55,115
185.000	Unemployment Insurance	24	1,070	1,070	1,070	1,070
186.000	Workers Compensation	2,739	2,442	2,564	2,564	2,564
190.000	Professional Services	7,363	10,000	7,000	10,000	10,000
	Total Personnel	254,045	291,852	307,147	310,147	310,147
Supplies						
211.000	Janitorial Supplies	1,296	1,800	1,800	1,800	1,800
212.000	Uniforms	2,119	2,500	2,800	2,800	2,800
230.000	Education Materials	-	100	100	100	100
238.000	Medical Supplies	2,934	2,750	2,750	2,750	2,750
251.000	Motor Fuels & Lubricants	4,385	6,000	6,000	6,000	6,000
260.000	Office Supplies	445	700	700	700	700
261.000	Departmental Supplies	5,337	5,600	5,600	5,600	5,600
291.000	Data Processing Supplies	1,370	1,500	1,500	1,500	1,500
	Total Supplies	17,887	20,950	21,250	21,250	21,250
Current Obligations						
312.000	Training	1,109	2,500	2,500	2,500	2,500
321.000	Telephone Service	3,560	5,000	5,000	5,000	5,000
325.000	Postage	145	300	300	300	300
331.000	Electricity Expense	7,625	10,000	10,000	10,000	10,000
334.000	Water & Sewer Expense	481	700	700	700	700
339.000	Other Utilities Expense	189	250	250	250	250
351.000	Rep&Maint-Bldg & Grounds	3,865	4,650	4,500	4,500	4,500
352.000	Rep & Maint- Equipment	3,253	1,000	1,000	1,000	1,000
353.000	Repair & Maint - Vehicles	3,410	2,500	2,500	2,500	2,500
370.000	Advertising Expense	361	400	400	400	400
	Total Current Obligations	23,998	27,300	27,150	27,150	27,150
Fixed Charges						
430.000	Rental of Equipment	848	1,300	1,300	1,300	1,300
440.000	Service & Maint Contract	4,800	9,170	9,172	9,172	9,172
451.000	Cyber Insurance Cost	113	123	123	123	123
452.000	Vehicle Insurance	1,948	1,965	1,965	1,965	1,965
454.000	Insurance Coverage Costs	1,713	1,190	1,190	1,190	1,190
491.000	Dues and Subscriptions	288	125	125	125	125
	Total Fixed Charges	9,710	13,873	13,875	13,875	13,875
Capital Outlay						
540.000	Motor Vehicles	23,876	-	-	-	-
	Total Capital Outlay	23,876	-	-	-	-
Capital Contracts						
699.490	Animal Control Fines to School	8,150	7,000	9,000	9,000	9,000
	Total Capital Contracts	8,150	7,000	9,000	9,000	9,000
Total	Animal Control	337,666	360,975	378,422	381,422	381,422

STANLY COUNTY
EXPENSES BY OBJECT
ADOPTED BUDGET FOR FISCAL YEAR 2018

110 GENERAL FUND
4395 911 Emergency Operations

Account Number	Description	2016 Actual Expenses	2017 Original Budget	2018 Department Requested	2018 Manager Recommended	2018 Commission Adopted
Personnel						
121.000	Salaries & Wages-Regular	596,462	724,080	829,560	772,771	772,771
121.025	Salaries & Wages-FTO Stipended	-	-	-	5,000	5,000
121.500	Salaries & Wages-Time Off Paid	879	3,000	3,000	3,000	3,000
122.000	Salaries & Wages-Overtime	54,108	56,970	57,226	56,021	56,021
132.000	Salaries & Wages-On Call	24,063	25,000	25,000	25,000	25,000
126.000	Salaries & Wages-Pt/Temp	70,506	56,970	31,660	59,597	59,597
127.000	Cell Phone Stipends	1,200	1,200	1,200	1,200	1,200
181.000	FICA/Medicare Tax	53,908	63,951	69,628	68,054	68,054
182.000	Retirement Expense	47,764	59,882	65,261	63,770	63,770
183.000	Health/Dental Insurance	160,096	206,530	220,460	220,460	220,460
185.000	Unemployment	139	4,380	4,380	4,380	4,380
186.000	Workers Compensation	2,475	2,762	2,900	2,900	2,900
189.000	Other Fringe Benefits	280	576	576	576	576
190.000	Professional Services	1,545	1,434	1,360	1,360	1,360
	Total Personnel	1,013,424	1,206,735	1,312,211	1,284,089	1,284,089
Supplies						
212.000	Uniforms	92	500	500	500	500
260.000	Office Supplies	528	600	600	600	600
261.000	Departmental Supplies	1,802	1,900	1,900	1,900	1,900
291.000	Data Processing Supplies	6,526	700	700	700	700
	Total Supplies	8,948	3,700	3,700	3,700	3,700
Current Obligations						
311.000	Travel P.O.V.	30	250	300	300	300
312.000	Training	1,772	2,545	2,545	2,545	2,545
321.000	Telephone Service	12,969	13,500	14,000	14,000	14,000
325.000	Postage	119	350	350	350	350
331.000	Electricity Expense	22,942	27,000	28,000	28,000	28,000
333.000	Natural Gas Expense	156	250	-	-	-
339.000	Other Utilities Expense	-	1,300	1,300	1,300	1,300
351.000	Rep & Maint- Grounds	28,750	-	-	-	18,000
352.000	Rep & Maint- Equipment	12,886	3,000	3,000	3,000	14,306
370.000	Advertising Expense	494	200	300	300	300
	Total Current Obligations	80,118	48,395	49,795	49,795	79,101
Fixed Charges						
430.000	Rental of Equipment	7,282	3,400	8,600	8,600	8,600
440.000	Service & Maint. Contract	240,457	381,121	458,452	458,452	424,761
451.000	Cyber Insurance Cost	542	586	586	586	586
454.000	Insurance Coverage Costs	4,149	2,883	2,883	2,883	2,883
491.000	Dues and Subscriptions	770	770	720	720	720
	Total Fixed Charges	253,201	388,760	471,241	471,241	437,550
Capital Outlay						
520.000	Data Processing Equip	10,048	18,843	45,135	45,135	45,135
550.000	Other Equipment	26,012	-	-	-	-
	Total Capital Outlay	36,061	18,843	45,135	45,135	45,135
Total	911 Emergency Operations	1,391,751	1,666,433	1,882,082	1,853,960	1,849,575

STANLY COUNTY
EXPENSES BY OBJECT
ADOPTED BUDGET FOR FISCAL YEAR 2018

110	GENERAL FUND					
4540	Transportation Services					
4540	Transportation Administration					
Account Number	Description	2016 Actual Expenses	2017 Original Budget	2018 Department Requested	2018 Manager Recommended	2018 Commission Adopted
Personnel						
121.000	Salaries & Wages-Regular	133,059	136,699	130,357	130,357	130,357
121.500	Salaries & Wages-Time Off Paid	5	-	-	-	-
126.000	Salaries & Wages-Pt/Temp	21,405	19,847	19,649	19,649	19,649
127.000	Cell Phone Stipend	360	360	840	840	840
181.000	FICA/Medicare Tax	11,446	12,073	11,503	11,503	11,503
182.000	Retirement Expense	10,556	11,415	10,875	10,875	10,875
183.000	Health/Dental Insurance	31,006	30,966	33,069	33,069	33,069
185.000	Unemployment Insurance	24	838	800	800	800
186.000	Workers Compensation	459	409	430	430	430
189.000	Other Fringe Benefits	288	588	550	550	550
190.000	Professional Service	2,171	1,500	1,400	1,400	1,400
	Total Personnel	210,778	214,695	209,473	209,473	209,473
Supplies						
211.000	Janitorial Supplies	996	1,000	900	900	900
212.000	Uniforms	1,453	1,000	1,000	1,000	1,000
260.000	Office Supplies	2,941	3,000	3,000	3,000	3,000
261.000	Departmental Supplies	272	500	500	500	500
291.000	Data Processing Supplies	1,500	1,000	1,750	1,750	1,750
	Total Supplies	7,162	6,500	7,150	7,150	7,150
Current Obligations						
311.000	Travel P.O.V.	167	750	1,000	750	750
312.000	Training	2,008	2,600	2,000	2,000	2,000
321.000	Telephone Service	2,046	2,750	2,500	2,500	2,500
325.000	Postage	484	500	500	500	500
331.000	Electricity Expense	1,726	2,300	2,100	2,100	2,100
334.000	Water & Sewer Expense	390	375	400	400	400
351.000	Rep&Maint-Bldg & Grounds	595	-	1,000	500	500
370.000	Advertising Expense	4,324	4,043	4,600	4,600	4,600
394.000	Cleaning Services	1,680	1,680	1,680	1,680	1,680
	Total Current Obligations	13,421	14,998	15,780	15,030	15,030
Fixed Charges						
430.000	Rental of Equipment	756	1,200	1,200	1,200	1,200
451.000	Cyber Insurance Cost	90	98	100	100	100
452.000	Vehicle Insurance	18,013	38,163	39,690	39,690	39,690
454.000	Insurance Coverage Costs	695	483	700	700	700
491.000	Dues and Subscriptions	500	1,344	600	600	600
	Total Fixed Charges	20,055	41,288	42,290	42,290	42,290
Total	Transportation Administration	251,416	277,481	274,693	273,943	273,943

STANLY COUNTY
EXPENSES BY OBJECT
ADOPTED BUDGET FOR FISCAL YEAR 2018

110	GENERAL FUND					
4540	Transportation Services					
4550	Transportation Operations					
Account Number	Description	2016 Actual Expenses	2017 Original Budget	2018 Department Requested	2018 Manager Recommended	2018 Commission Adopted
Personnel						
121.000	Salaries & Wages-Regular	133,870	139,559	149,861	122,086	122,086
121.500	Salaries & Wages-Time Off Paid	1,982	-	-	-	-
122.000	Salaries & Wages-Overtime	4,785	4,000	4,000	4,000	4,000
126.000	Salaries & Wages-Pt/Temp	220,473	263,746	278,373	291,525	291,525
127.000	Cell Phone Stipends	720	720	720	720	720
181.000	FICA/Medicare Tax	26,962	31,306	33,121	33,121	33,121
182.000	Retirement Expense	20,602	26,932	29,162	29,162	29,162
183.000	Health/Dental Insurance	107,673	123,864	132,332	132,332	132,332
185.000	Unemployment Insurance	3,177	3,164	3,288	3,288	3,288
186.000	Workers Compensation	23,590	21,030	22,000	22,000	22,000
189.000	Other Fringe Benefits	120	-	250	250	250
190.000	Professional Services	19	-	-	-	-
	Total Personnel	543,972	614,321	653,107	638,484	638,484
Supplies						
251.000	Motor Fuels & Lubricants	53,626	65,000	65,000	60,000	60,000
252.000	Tires And Tubes	6,582	9,500	9,500	9,500	9,500
253.000	Vehicle Parts & Supplies	19,021	22,250	22,233	22,233	22,233
260.000	Office Supplies	86	500	500	500	500
261.000	Departmental Supplies	2,399	2,400	2,000	2,000	2,000
	Total Supplies	81,714	99,650	99,233	94,233	94,233
Current Obligations						
312.000	Training	320	1,000	750	750	750
331.000	Electricity Expense	2,547	2,800	2,800	2,800	2,800
334.000	Water & Sewer Expense	320	375	375	375	375
351.000	Repair & Maint - Bldg & Grounds	925	1,760	1,500	1,500	1,500
353.000	Repair & Maint - Vehicles	-	-	-	-	-
	Total Current Obligations	4,112	5,935	5,425	5,425	5,425
Fixed Charges						
451.000	Cyber Insurance Cost	362	379	380	380	380
	Total Fixed Charges	362	379	380	380	380
Capital Outlay						
540.000	Motor Vehicles	56,735	-	-	-	-
555.000	Radio Mobiles	-	-	-	-	-
	Total Capital Outlay	56,735	-	-	-	-
Total	Transportation Operations	686,893	720,285	758,145	738,522	738,522
Total	Transportation Services	938,309	997,766	1,032,838	1,012,465	1,012,465

STANLY COUNTY
ENVIRONMENTAL PROTECTION SUMMARY EXPENSES BY FUNCTION
ADOPTED BUDGET FOR FISCAL YEAR 2018

Description	2016 Actual Expenses	2017 Original Budget	2018 Department Requested	2018 Manager Recommended	2018 Commission Adopted
Solid Waste Services	$ 1,121,636	$ 1,049,496	$ 1,120,374	$ 1,083,523	$ 1,083,523
Forestry	84,223	88,955	95,946	93,000	93,000
Soil & Water Conservation	86,549	103,511	108,334	108,334	108,334
TOTAL ENVIRONMENTAL PROTECTION	$ 1,292,409	$ 1,241,962	$ 1,324,654	$ 1,284,857	$ 1,284,857

STANLY COUNTY
EXPENSES BY OBJECT
ADOPTED BUDGET FOR FISCAL YEAR 2018

110 GENERAL FUND
4710 Solid Waste Services

Account Number	Description	2016 Actual Expenses	2017 Original Budget	2018 Department Requested	2018 Manager Recommended	2018 Commission Adopted
Personnel						
121.000	Salaries & Wages-Regular	25,469	25,335	25,735	24,994	24,994
122.000	Salaries & Wages-Overtime	404	-	-	-	-
126.000	Salaries & Wages-Pt/Temp	270,047	258,116	279,914	279,914	279,914
127.000	Cell Phone Stipend	277	277	277	277	277
181.000	FICA/Medicare Tax	22,650	21,650	23,403	23,347	23,347
182.000	Retirement Expense	16,460	16,696	18,094	18,040	18,040
183.000	Health/Dental Insurance	3,398	3,408	3,638	3,638	3,638
185.000	Unemployment Insurance	133	2,620	2,813	2,813	2,813
186.000	Workers Compensation	10,454	9,320	9,786	9,786	9,786
190.000	Professional Services	130	200	200	200	200
	Total Personnel	349,424	337,622	363,860	363,009	363,009
Supplies						
230.000	Education Materials	7,034	7,600	7,600	7,600	7,600
251.000	Motor Fuels & Lubricants	80	130	130	130	130
260.000	Office Supplies	1,444	1,500	1,500	1,500	1,500
261.000	Departmental Supplies	16	-	-	-	-
291.000	Data Processing Supplies	-	150	150	150	150
		-	-	-	-	-
	Total Supplies	8,574	9,380	9,380	9,380	9,380
Current Obligations						
312.000	Training	145	500	1,500	1,500	1,500
321.000	Telephone Service	6,335	6,000	7,000	7,000	7,000
325.000	Postage	21	75	75	75	75
331.000	Electricity Expense	11,131	11,000	11,000	11,000	11,000
334.000	Water & Sewer Expense	1,259	1,400	1,400	1,400	1,400
351.000	Rep&Maint-Bldg & Grounds	9,411	14,000	21,500	11,000	11,000
352.000	Rep & Maint- Equipment	12,943	16,000	16,000	16,000	16,000
370.000	Advertising Expense	649	700	700	700	700
399.000	Other Services	187,535	115,000	115,000	115,000	115,000
	Total Current Obligations	229,431	164,675	174,175	163,675	163,675
Fixed Charges						
410.000	Rent-Land,Bldg. & Office	8,320	7,000	7,500	7,500	7,500
430.000	Rental of Equipment	692	1,000	1,000	1,000	1,000
440.000	Service & Maint. Contract	500,566	515,000	538,000	520,000	520,000
451.000	Cyber Insurance Cost	475	513	513	513	513
454.000	Insurance Coverage Costs	1,361	946	946	946	946
491.000	Dues and Subscriptions	1,000	-	1,000	1,000	1,000
	Total Fixed Charges	512,413	524,459	548,959	530,959	530,959
Capital Outlay						
550.000	Other Equipment	21,795	13,360	16,500	16,500	16,500
580.000	Bldg,Structure,& Improv	-	-	7,500	-	-
			-	-	-	-
	Total Capital Outlay	21,795	13,360	24,000	16,500	16,500
Total	Solid Waste Services	1,121,636	1,049,496	1,120,374	1,083,523	1,083,523

STANLY COUNTY
EXPENSES BY OBJECT
ADOPTED BUDGET FOR FISCAL YEAR 2018

110 GENERAL FUND
4750 Forestry

Account Number	Description	2016 Actual Expenses	2017 Original Budget	2018 Department Requested	2018 Manager Recommended	2018 Commission Adopted
Contractual Services						
693.000	Coop. Agreement W/Oth.Gov	84,223	88,955	95,946	93,000	93,000
	Total Contractual Services	84,223	88,955	95,946	93,000	93,000
Total	Forestry	84,223	88,955	95,946	93,000	93,000

STANLY COUNTY
EXPENSES BY OBJECT
ADOPTED BUDGET FOR FISCAL YEAR 2018

110 GENERAL FUND
4960 Soil and Water Conservation

Account Number	Description	2016 Actual Expenses	2017 Original Budget	2018 Department Requested	2018 Manager Recommended	2018 Commission Adopted
Personnel						
121.000	Salaries & Wages-Regular	29,436	41,000	40,150	40,150	40,150
126.000	Salaries & Wages-Part Time	22,709	23,746	27,903	27,903	27,903
181.000	FICA/Medicare Tax	1,341	4,953	5,172	5,172	5,172
182.000	Retirement Expense	3,568	4,694	4,902	4,902	4,902
183.000	Health/Dental Insurance	17,087	20,634	22,046	22,046	22,046
185.000	Unemployment Insurance	12	428	428	428	428
186.000	Workers Compensation	1,738	1,549	1,626	1,626	1,626
	Total Personnel	75,891	97,004	102,227	102,227	102,227
Supplies						
251.000	Motor Fuels & Lubricants	304	600	600	600	600
260.000	Office Supplies	348	350	350	350	350
291.000	Data Processing Supplies	4,246	-	-	-	-
			-	-	-	-
	Total Supplies	4,897	950	950	950	950
Current Obligations						
311.000	Travel P.O.V.	497	500	1,000	500	500
312.000	Training	924	1,000	1,200	1,000	1,000
321.000	Telephone Service	600	600	-	600	600
325.000	Postage	446	350	200	200	200
353.000	Repair & Maint- Vehicles	85	100	-	100	100
370.000	Advertising	218	-	-	-	-
	Total Current Obligations	2,771	2,550	2,400	2,400	2,400
Fixed Charges						
430.000	Rental of Equipment	531	750	500	500	500
451.000	Cyber Insurance Cost	45	49	49	49	49
452.000	Vehicle Insurance	494	498	498	498	498
454.000	Insurance Coverage Costs	339	235	235	235	235
491.000	Dues and Subscriptions	1,580	1,475	1,475	1,475	1,475
	Total Fixed Charges	2,990	3,007	2,757	2,757	2,757
Total	Soil and Water Conservation	86,549	103,511	108,334	108,334	108,334

STANLY COUNTY
ECONOMIC AND PHYSICAL DEVELOPMENT SUMMARY EXPENSES BY FUNCTION
ADOPTED BUDGET FOR FISCAL YEAR 2018

Description	2016 Actual Expenses	2017 Original Budget	2018 Department Requested	2018 Manager Recommended	2018 Commission Adopted
Economic Development	$ 323,529	$ 473,899	$ 596,587	$ 592,587	$ 592,587
Occupancy Tax	226,608	208,000	216,500	216,500	216,500
Planning and Zoning	236,961	257,207	350,812	285,806	268,883
Central Permitting	185,464	227,628	253,256	272,892	272,892
Rocky River RPO	108,929	115,394	132,969	132,969	132,969
Cooperative Extension	196,204	229,678	241,936	241,936	241,936
TOTAL ECONOMIC AND PHYSICAL DEVELOPMENT	$ 1,277,694	$ 1,511,806	$ 1,792,060	$ 1,742,690	$ 1,725,767

STANLY COUNTY
EXPENSES BY OBJECT
ADOPTED BUDGET FOR FISCAL YEAR 2018

110 GENERAL FUND
4902 Economic Development

Account Number	Description	2016 Actual Expenses	2017 Original Budget	2018 Department Requested	2018 Manager Recommended	2018 Commission Adopted
Personnel						
121.000	Salaries & Wages-Regular	133,914	136,306	138,541	138,541	138,541
121.500	Salaries & Wages-Time Off Paid	251	-	-	-	-
127.000	Cell Phone Stipend	2,833	2,880	2,880	2,880	2,880
170.000	Board Member Expenses	147	1,300	1,300	1,300	1,300
181.000	FICA/Medicare Tax	9,217	10,648	11,278	11,278	11,278
182.000	Retirement Expense	8,676	10,004	10,044	10,044	10,044
183.000	Health/Dental Insurance	20,652	20,644	22,046	22,046	22,046
185.000	Unemployment Insurance	12	428	428	428	428
186.000	Workers Compensation	3,602	3,211	3,372	3,372	3,372
189.000	Other Fringe Benefits	94	294	294	294	294
190.000	Professional Service	7,071	35,000	40,000	40,000	40,000
	Total Personnel	186,470	220,715	230,183	230,183	230,183
Supplies						
220.000	Food And Provisions	1,061	2,500	2,500	2,500	2,500
260.000	Office Supplies	1,364	1,500	1,500	1,500	1,500
261.000	Departmental Supplies	-	-	1,000	1,000	1,000
291.000	Data Processing Supplies	-	500	500	500	500
	Total Supplies	2,424	4,500	5,500	5,500	5,500
Current Obligations						
311.000	Travel P.O.V.	6,325	7,000	7,000	5,000	5,000
312.000	Training	3,926	3,000	3,000	3,000	3,000
313.300	Client Subsistence	226	2,000	2,000	1,500	1,500
321.000	Telephone Service	230	600	600	600	600
325.000	Postage	118	200	200	200	200
341.000	Printing Expense	-	500	500	500	500
370.000	Advertising Expense	2,882	8,000	8,000	8,000	8,000
	Total Current Obligations	13,707	21,300	21,300	18,800	18,800
Fixed Charges						
430.000	Rental of Equipment	512	725	725	725	725
451.000	Cyber Insurance Cost	45	49	49	49	49
454.000	Insurance Coverage Costs	679	472	472	472	472
491.000	Dues and Subscriptions	6,759	8,500	9,000	7,500	7,500
	Total Fixed Charges	7,996	9,746	10,246	8,746	8,746
Contracts						
630.048	Riverstone Property Payment	-	-	111,143	111,143	111,143
693.250	Carolinas Partnership-ED	18,184	18,184	18,215	18,215	18,215
699.000	Oth.Contracts,Grants,Sub	83,994	124,454	125,000	125,000	125,000
699.134	Econ. Dev. Strategy	10,753	75,000	75,000	75,000	75,000
	Total Contracts	112,931	217,638	329,358	329,358	329,358
Total	Economic Development	323,529	473,899	596,587	592,587	592,587

STANLY COUNTY
EXPENSES BY OBJECT
ADOPTED BUDGET FOR FISCAL YEAR 2018

110 GENERAL FUND
4905 Occupancy Tax

Account Number	Description	2016 Actual Expenses	2017 Original Budget	2018 Department Requested	2018 Manager Recommended	2018 Commission Adopted
Contracts						
699.126	Norwood Occupancy Tax	934	1,000	1,000	1,000	1,000
699.127	Albemarle Occupancy Tax	218,750	200,000	210,000	210,000	210,000
699.128	Richfield Occupancy Tax	3,832	2,500	3,000	3,000	3,000
699.130	Badin Occupancy Tax	3,091	4,500	2,500	2,500	2,500
Total	Occupancy Tax	226,608	208,000	216,500	216,500	216,500

STANLY COUNTY
EXPENSES BY OBJECT
ADOPTED BUDGET FOR FISCAL YEAR 2018

110 GENERAL FUND
4910 Planning and Zoning

Account Number	Description	2016 Actual Expenses	2017 Original Budget	2018 Department Requested	2018 Manager Recommended	2018 Commission Adopted
Personnel						
121.000	Salaries & Wages-Regular	157,520	151,652	195,478	159,626	159,626
127.000	Cell Phone Stipends	1,200	1,200	1,200	1,200	1,200
170.000	Board Member Expenses	1,701	3,100	3,100	3,100	3,100
181.000	FICA/Medicare Tax	11,452	11,930	15,283	12,540	12,540
182.000	Retirement Expense	10,758	11,082	14,172	11,573	11,573
183.000	Health/Dental Insurance	24,803	30,966	44,092	33,069	33,069
185.000	Unemployment	18	642	642	642	642
186.000	Workers Compensation	6,548	5,837	6,379	6,129	6,129
189.000	Other Fringe Benefits	466	294	624	624	624
190.000	Professional Service	142	-	1,500	-	-
	Total Personnel	214,608	216,703	282,470	228,503	228,503
Supplies						
212.000	Uniforms	182	-	-	-	-
251.000	Motor Fuel	1,208	1,400	1,500	1,300	1,300
253.000	Vehicle Parts & Supplies	-	-	-	-	-
260.000	Office Supplies	2,206	2,300	3,043	2,300	2,300
291.000	Data Processing Supplies	1,088	750	1,300	1,300	1,300
	Total Supplies	4,684	4,450	5,843	4,900	4,900
Current Obligations						
311.000	Travel P.O.V.	316	250	500	250	250
312.000	Training	2,187	2,250	3,000	3,000	3,000
321.000	Telephone Service	564	650	700	650	650
325.000	Postage	868	1,000	1,000	1,000	1,000
352.000	Rep & Maint- Equipment	-	200	200	200	200
353.000	Repair & Maint- Vehicles	670	1,500	1,500	750	750
370.000	Advertising Expense	766	1,000	1,500	1,500	1,500
	Total Current Obligations	5,371	6,850	8,400	7,350	7,350
Fixed Charges						
419.100	Vehicle Lease	-	-	-	-	5,277
430.000	Rental of Equipment	835	1,250	1,400	1,400	1,400
440.000	Service & Maint. Contract	280	580	650	650	650
451.000	Cyber Insurance Cost	68	74	74	74	74
452.000	Vehicle Insurance	549	554	554	554	554
454.000	Insurance Coverage Costs	1,757	1,221	1,221	1,221	1,221
491.000	Dues and Subscriptions	1,333	1,600	1,700	954	954
499.700	Abatement Expenditures	-	250	1,000	1,000	1,000
	Total Fixed Charges	4,822	5,529	6,599	5,853	11,130
Capital Outlay						
540.000	Motor Vehicle	-	-	27,000	22,200	-
	Total Capital Outlay	-	-	27,000	22,200	-
Contracts						
699.570	AMH Expense	7,476	12,500	12,000	12,000	12,000
699.571	AMH Program	-	3,675	-	-	-
699.572	Minimum Housing	-	7,500	8,500	5,000	5,000
	Total Contracts	7,476	23,675	20,500	17,000	17,000
Total	Planning and Zoning	236,961	257,207	350,812	285,806	268,883

STANLY COUNTY
EXPENSES BY OBJECT
ADOPTED BUDGET FOR FISCAL YEAR 2018

110 GENERAL FUND
4911 Central Permitting

Account Number	Description	2016 Actual Expenses	2017 Original Budget	2018 Department Requested	2018 Manager Recommended	2018 Commission Adopted
Personnel						
121.000	Salaries & Wages-Regular	115,323	119,192	153,345	153,345	153,345
126.000	Salaries & Wages-Part Time	-	23,000	-	14,434	14,434
181.000	FICA/Medicare Tax	8,620	10,878	11,731	12,835	12,835
182.000	Retirement Expense	7,879	10,309	11,117	12,213	12,213
183.000	Health/Dental Insurance	30,978	41,563	44,092	44,092	44,092
185.000	Unemployment Compensation	18	642	856	1,000	1,000
186.000	Workers Compensation	400	357	375	375	375
189.000	Other Fringe Benefits	-	-	-	-	-
	Total Personnel	163,218	205,941	221,516	238,294	238,294
Supplies						
260.000	Office Supplies	2,458	2,500	3,000	2,500	2,500
261.000	Departmental Supplies	107	-	-	-	-
291.000	Data Processing	2,301	150	2,996	6,741	6,741
	Total Supplies	4,866	2,650	5,996	9,241	9,241
Current Obligations						
312.000	Training	159	200	2,731	1,784	1,784
321.000	Telephone Service	641	800	800	800	800
370.000	Advertising Expense	-	200	200	200	200
	Total Current Obligations	799	1,200	3,731	2,784	2,784
Fixed Charges						
430.000	Rental of Equipment	551	770	770	770	770
440.000	Service & Maint. Contract	15,600	16,692	20,868	21,428	21,428
451.000	Cyber Insurance Cost	68	74	74	74	74
454.000	Insurance Coverage Costs	362	251	251	251	251
491.000	Dues and Subscriptions	-	50	50	50	50
	Total Fixed Charges	16,581	17,837	22,013	22,573	22,573
Total	Central Permitting	185,464	227,628	253,256	272,892	272,892

STANLY COUNTY
EXPENSES BY OBJECT
ADOPTED BUDGET FOR FISCAL YEAR 2018

110 GENERAL FUND
4912 Rocky River RPO

Account Number	Description	2016 Actual Expenses	2017 Original Budget	2018 Department Requested	2018 Manager Recommended	2018 Commission Adopted
Personnel						
121.000	Salaries & Wages-Regular	67,396	69,620	71,689	71,689	71,689
126.000	Salaries & Wages-Part Time	6,231	10,500	10,989	10,989	10,989
127.000	Cell Phone Stipends	840	840	840	840	840
170.000	Board Member Expenses	331	700	700	700	700
181.000	FICA/Medicare Tax	5,274	6,268	6,391	6,391	6,391
182.000	Retirement Expense	4,605	5,047	5,199	5,199	5,199
183.000	Health/Dental Insurance	10,326	10,322	11,023	11,023	11,023
185.000	Unemployment Insurance	12	329	324	324	324
186.000	Workers Compensation	4,204	3,748	3,943	3,943	3,943
190.000	Professional Services	-	200	500	500	500
	Total Personnel	99,220	107,574	111,598	111,598	111,598
Supplies						
260.000	Office Supplies	1,602	500	500	500	500
291.000	Data Processing Supplies	2,105	770	900	900	900
	Total Supplies	3,707	1,270	1,400	1,400	1,400
Current Obligations						
311.000	Travel P.O.V.	1,451	3,000	5,000	5,000	5,000
312.000	Training	1,935	800	2,750	2,750	2,750
321.000	Telephone Service	66	125	100	100	100
325.000	Postage	42	50	50	50	50
352.000	Rep & Maint-Equipment	-	200	200	200	200
370.000	Advertising Expense	274	200	300	300	300
	Total Current Obligations	3,768	4,375	8,400	8,400	8,400
Fixed Charges						
430.000	Rent of Equipment	272	300	300	300	300
440.000	Service & Maint. Contract	1,200	1,200	10,500	10,500	10,500
451.000	Cyber Insurance Cost	68	74	80	80	80
454.000	Insurance Coverage Costs	275	191	191	191	191
491.000	Dues and Subscriptions	420	410	500	500	500
	Total Fixed Charges	2,235	2,175	11,571	11,571	11,571
Total	Rocky River RPO	108,929	115,394	132,969	132,969	132,969

STANLY COUNTY
EXPENSES BY OBJECT
ADOPTED BUDGET FOR FISCAL YEAR 2018

110 GENERAL FUND
4950 Cooperative Extension

Account Number	Description	2016 Actual Expenses	2017 Original Budget	2018 Department Requested	2018 Manager Recommended	2018 Commission Adopted
Personnel						
126.000	Salaries & Wages-Pt/Temp	115	-	-	-	-
181.000	FICA/Medicare Tax	9	-	-	-	-
186.000	Workers Compensation	-	-	-	-	-
189.000	Other Fringe Benefits	24	-	-	-	-
	Total Personnel	148	-	-	-	-
Supplies						
220.000	Food And Provisions	1,331	1,500	1,500	1,500	1,500
230.000	Educational Materials	262	300	300	300	300
260.000	Office Supplies	2,499	2,500	2,500	2,500	2,500
261.000	Departmental Supplies	305	300	300	300	300
298.000	4 H Expense	30,382	24,850	24,000	24,000	24,000
298.100	AG Program Expenses	125	250	250	250	250
298.300	FCS Program Expense	663	500	800	800	800
298.600	Crop/Hort Fundraising	-	-	700	700	700
299.000	Miscellaneous Supplies	692	500	500	500	500
	Total Supplies	36,259	30,700	30,850	30,850	30,850
Current Obligations						
311.000	Travel P.O.V.	470	350	350	350	350
312.000	Training	1,510	1,700	2,060	2,060	2,060
312.200	Leadership Conference	2,558	-	-	-	-
321.000	Telephone Service	1,083	1,200	950	950	950
325.000	Postage	321	200	150	150	150
353.000	Rep & Maint- Vehicles	31	84	84	84	84
	Total Current Obligations	5,972	3,534	3,594	3,594	3,594
Fixed Charges						
430.000	Rental of Equipment	6,302	7,735	4,500	4,500	4,500
451.000	Cyber Insurance Cost	23	24	24	24	24
454.000	Insurance Coverage Costs	216	146	146	146	146
491.000	Dues and Subscriptions	835	1,000	1,000	1,000	1,000
	Total Fixed Charges	7,375	8,905	5,670	5,670	5,670
Contracts						
699.000	Oth.Contracts,Grants,Sub	146,449	186,539	201,822	201,822	201,822
	Total Contracts	146,449	186,539	201,822	201,822	201,822
Total	Cooperative Extension	196,204	229,678	241,936	241,936	241,936

STANLY COUNTY
HUMAN SERVICES SUMMARY EXPENSES BY FUNCTION
ADOPTED BUDGET FOR FISCAL YEAR 2018

Description	2016 Actual Expenses	2017 Original Budget	2018 Department Requested	2018 Manager Recommended	2018 Commission Adopted
General Health	$ 2,467,130	$ 2,585,780	$ 2,695,554	$ 2,692,004	$ 2,692,004
Home Health	1,322,135	1,535,085	1,549,231	1,550,016	1,550,016
Dental Health	868,265	979,495	1,260,799	1,262,755	1,212,755
Environment Health	425,864	405,506	482,473	437,218	437,218
Piedmont Mental Health	206,196	205,160	202,160	205,160	205,160
Social Services	7,834,860	8,382,185	9,087,044	8,731,351	8,714,428
Social Services Funds	914,259	1,298,274	1,228,840	1,203,340	1,203,340
Aging Services	1,036,122	1,066,132	1,069,750	1,069,366	1,069,366
Senior Services	467,788	399,029	420,041	419,960	419,960
Veteran's Officer	63,472	68,126	72,686	72,686	75,186
TOTAL HUMAN SERVICES	$ 15,606,089	$ 16,924,772	$ 18,068,578	$ 17,643,856	$ 17,579,433

STANLY COUNTY
EXPENSES BY OBJECT
ADOPTED BUDGET FOR FISCAL YEAR 2018

110 GENERAL FUND
5110 General Health

Account Number	Description	2016 Actual Expenses	2017 Original Budget	2018 Department Requested	2018 Manager Recommended	2018 Commission Adopted
Personnel						
121.000	Salaries & Wages-Regular	1,412,689	1,459,995	1,523,266	1,523,266	1,523,266
121.500	Salaries & Wages-Time Off Paid	1,060	-	-	-	-
126.000	Salaries & Wages-Part Time	11,242	10,395	11,330	11,330	11,330
127.000	Cell Phone Stipend	3,959	3,960	3,120	3,120	3,120
170.000	Board Member Expenses	2,779	2,400	2,400	2,400	2,400
181.000	FICA/Medicare Tax	101,785	112,993	118,964	118,964	118,964
182.000	Retirement Expense	96,424	105,696	110,463	110,463	110,463
183.000	Health/Dental Insurance	316,497	316,523	337,855	337,855	337,855
185.000	Unemployment Compensation	2,294	6,663	6,669	6,669	6,669
186.000	Workers Compensation	5,909	5,267	5,530	5,530	5,530
189.000	Other Fringe Benefits	744	1,176	1,176	1,176	1,176
190.000	Professional Services	305,152	335,875	354,175	354,175	354,175
	Total Personnel	2,260,534	2,360,943	2,474,948	2,474,948	2,474,948
Supplies						
212.000	Uniforms	2,200	2,200	2,800	2,500	2,500
220.000	Food And Provisions	2,179	3,750	4,250	3,750	3,750
230.000	Education Materials	30,946	33,700	35,000	35,000	35,000
238.000	Medical Supplies	46,984	51,000	51,000	51,000	51,000
251.000	Motor Fuels & Lubricants	701	1,100	1,300	1,100	1,100
260.000	Office Supplies	8,172	8,000	9,000	8,000	8,000
261.000	Departmental Supplies	5,076	3,000	10,300	9,250	9,250
291.000	Data Processing Supplies	10,031	10,000	4,000	4,000	4,000
299.000	Miscellaneous Supplies	421	250	500	500	500
299.100	Misc Farmers Vendors	366	1,000	1,000	1,000	1,000
	Total Supplies	107,076	114,000	119,150	116,100	116,100
Current Obligations						
311.000	Travel P.O.V.	2,942	3,000	2,500	2,500	2,500
312.000	Training	8,445	7,000	8,000	8,000	8,000
321.000	Telephone Service	7,792	9,000	9,500	9,000	9,000
325.000	Postage	2,244	2,500	2,500	2,500	2,500
331.000	Electricity Expense	4,530	4,500	4,500	4,500	4,500
339.000	Other Utilities Expense	225	300	300	300	300
351.000	Rep&Maint-Bldg & Grounds	13,061	8,600	8,200	8,200	8,200
352.000	Rep & Maint- Equipment	1,028	1,000	1,000	1,000	1,000
353.000	Rep & Maint- Vehicle	2,069	1,200	1,200	1,200	1,200
370.000	Advertising Expense	100	200	200	200	200
394.000	Cleaning Services	15,960	16,000	16,000	16,000	16,000
	Total Current Obligations	58,395	53,300	53,900	53,400	53,400

STANLY COUNTY
EXPENSES BY OBJECT
ADOPTED BUDGET FOR FISCAL YEAR 2018

110 GENERAL FUND
5110 General Health

Account Number	Description	2016 Actual Expenses	2017 Original Budget	2018 Department Requested	2018 Manager Recommended	2018 Commission Adopted
Fixed Charges						
430.000	Rental of Equipment	4,415	5,000	5,000	5,000	5,000
440.000	Service & Maint. Contract	9,903	18,000	19,725	19,725	19,725
451.000	Cyber Insurance Cost	768	830	830	830	830
452.000	Vehicle Insurance	1,323	1,334	1,334	1,334	1,334
453.000	Bonds and Other Insurance	-	3,000	3,000	3,000	3,000
454.000	Insurance Coverage Costs	8,666	6,844	6,844	6,844	6,844
491.000	Dues and Subscriptions	3,760	3,900	4,823	4,823	4,823
	Total Fixed Charges	28,836	38,908	41,556	41,556	41,556
Capital Outlay						
520.000	Data Processing Equipment	10,250	-	-	-	-
530.000	Medical Equipment	2,040	-	6,000	6,000	6,000
540.000	Motor Vehicle	-	18,629	-	-	-
550.000	Other Equipment	-	-	-	-	-
	Total Capital Outlay	12,290	18,629	6,000	6,000	6,000
Total	General Health	2,467,130	2,585,780	2,695,554	2,692,004	2,692,004

STANLY COUNTY
EXPENSES BY OBJECT
ADOPTED BUDGET FOR FISCAL YEAR 2018

110 GENERAL FUND
5138 Home Health

Account Number	Description	2016 Actual Expenses	2017 Original Budget	2018 Department Requested	2018 Manager Recommended	2018 Commission Adopted
Personnel						
121.000	Salaries & Wages-Regular	392,920	475,600	495,803	495,803	495,803
123.000	Salaries & Wages-On Call	19,604	19,500	19,500	19,500	19,500
126.000	Salaries & Wages-Pt/Temp	60,103	20,000	20,600	20,600	20,600
127.000	Cell Phone Stipend	2,159	2,880	3,240	3,240	3,240
181.000	FICA/Medicare Tax	34,410	39,625	41,244	41,244	41,244
182.000	Retirement Expense	28,062	36,104	35,946	35,946	35,946
183.000	Health/Dental Insurance	82,240	92,943	99,011	99,011	99,011
185.000	Unemployment Insurance	79	2,126	2,126	2,126	2,126
186.000	Workers Compensation	9,382	8,363	8,781	8,781	8,781
189.000	Other Fringe Benefits	264	288	294	294	294
190.000	Professional Services	554,532	690,000	660,000	660,000	660,000
	Total Personnel	1,183,755	1,387,429	1,386,545	1,386,545	1,386,545
Supplies						
212.000	Uniforms	2,000	2,500	2,200	2,200	2,200
220.000	Food And Provisions	262	400	400	400	400
230.000	Education Materials	41,191	42,500	38,000	38,000	38,000
238.000	Medical Supplies	28	100	100	100	100
251.000	Motor Fuels & Lubricants	248	600	600	600	600
260.000	Office Supplies	2,491	2,500	3,500	3,500	3,500
261.000	Departmental Supplies	569	1,000	1,000	1,000	1,000
291.000	Data Processing Supplies	532	600	6,000	6,000	6,000
299.000	Miscellaneous Supplies	-	100	100	100	100
	Total Supplies	47,321	50,300	51,900	51,900	51,900
Current Obligations						
311.000	Travel P.O.V.	36,704	40,000	38,000	38,000	38,000
312.000	Training	42	3,000	3,500	3,500	3,500
321.000	Telephone Service	1,109	1,500	1,300	1,300	1,300
325.000	Postage	943	750	800	800	800
331.000	Electricity Expense	16,178	14,500	14,500	14,500	14,500
333.000	Natural Gas Expense	2,298	4,000	3,500	3,500	3,500
334.000	Water & Sewer Expense	1,027	1,000	1,100	1,100	1,100
339.000	Other Utilities Expense	225	400	300	300	300
352.000	Rep & Maint- Equipment	-	300	300	300	300
353.000	Rep & Maint- Vehicles	1,306	600	800	800	800
370.000	Advertising Expense	2,121	3,000	3,000	3,000	3,000
	Total Current Obligations	61,953	69,050	67,100	67,100	67,100
Fixed Charges						
430.000	Rental of Equipment	1,993	2,100	2,300	2,300	2,300
440.000	Service Maint Contract	13,885	13,897	28,050	28,050	28,050
451.000	Cyber Insurance Cost	181	196	196	196	196
452.000	Vehilce Insurance	387	389	400	400	400
453.000	Bonds and Other Insurance	-	6,000	6,800	6,800	6,800
454.000	Insurance Coverage Costs	9,633	2,660	2,660	3,445	3,445
491.000	Dues and Subscriptions	3,028	3,064	3,280	3,280	3,280
	Total Fixed Charges	29,106	28,306	43,686	44,471	44,471
Capital Outlay						
540.000	Motor Vehicles	-	-	-	-	-
	Total Capital Outlay	-	-	-	-	-
Total	Home Health	1,322,135	1,535,085	1,549,231	1,550,016	1,550,016

STANLY COUNTY
EXPENSES BY OBJECT
ADOPTED BUDGET FOR FISCAL YEAR 2018

110 GENERAL FUND
5158 Dental Health Clinic

Account Number	Description	2016 Actual Expenses	2017 Original Budget	2018 Department Requested	2018 Manager Recommended	2018 Commission Adopted
Personnel						
121.000	Salaries & Wages-Regular	460,801	511,711	667,984	667,984	667,984
121.500	Salaries & Wages-Time Off Paid	669	-	-	-	-
122.000	Salaries & Wages-Overtime	717	-	-	-	-
126.000	Salaries & Wages-Part Time	92,522	97,838	66,050	66,050	66,050
181.000	FICA/Medicare Tax	38,477	48,362	56,154	56,154	56,154
182.000	Retirement Expense	32,004	38,740	48,429	48,429	48,429
183.000	Health/Dental Insurance	88,258	96,557	114,088	114,088	114,088
185.000	Unemployment	67	2,531	2,643	2,643	2,643
186.000	Workers Compensation	2,802	2,498	2,623	2,623	2,623
189.000	Other Fringe Benefits	-	900	300	300	300
190.000	Professional Services	4,209	15,185	65,760	65,760	15,760
	Total Personnel	720,525	814,322	1,024,031	1,024,031	974,031
Supplies						
212.000	Uniforms	1,600	1,800	1,900	1,900	1,900
220.000	Food and Provisions	364	500	700	700	700
230.000	Education Materials	73,350	80,000	80,000	80,000	80,000
238.000	Medical Supplies	617	1,500	1,000	1,000	1,000
251.000	Motor Fuel	26	100	200	200	200
260.000	Office Supplies	2,258	2,200	2,200	2,200	2,200
261.000	Departmental Supplies	6,317	6,950	11,000	11,000	11,000
291.000	Data Processing	257	3,200	995	995	995
299.000	Miscellaneous Supplies	8,575	8,800	9,000	9,000	9,000
	Total Supplies	93,365	105,050	106,995	106,995	106,995
Current Obligations						
311.000	Travel P.O.V.	-	100	100	100	100
312.000	Training	6,423	12,000	10,000	10,000	10,000
321.000	Telephone Service	229	500	300	300	300
325.000	Postage	1,667	2,500	2,100	2,100	2,100
331.000	Electricity Expense	11,648	13,000	13,000	13,000	13,000
333.000	Natural Gas Expense	405	800	600	600	600
334.000	Water & Sewer Expense	506	500	600	600	600
339.000	Other Utilities Expense	225	300	300	300	300
351.000	Rep&Maint-Bldg & Grounds	-	1,000	35,700	35,700	35,700
353.000	Rep & Maint- Vehicles		-	6,300	4,800	4,800
352.000	Rep & Maint- Equipment	6,371	8,500	8,500	8,500	8,500
370.000	Advertising Expense	100	200	200	200	200
	Total Current Obligations	27,574	39,400	77,700	76,200	76,200
Fixed Charges						
430.000	Rental of Equipment	1,531	2,000	1,500	1,500	1,500
440.000	Service & Maint. Contract	3,946	4,500	8,450	8,450	8,450
451.000	Cyber Insurance Cost	203	220	220	220	220
452.000	Vehicle Insurance	-	-	-	2,671	2,671
453.000	Bonds and Other Insurance	-	6,500	6,500	6,500	6,500
454.000	Insurance Coverage Costs	8,807	1,753	1,753	2,538	2,538
491.000	Dues and Subscriptions	5,369	5,750	8,050	8,050	8,050
	Total Fixed Charges	19,856	20,723	26,473	29,929	29,929
Capital Outlay						
520.000	Data Processing Equipment	-	-	-	-	-
530.000	Medical Equipment	6,945	-	25,600	25,600	25,600
	Total Capital Outlay	6,945	-	25,600	25,600	25,600
Total	Dental Health Clinic	868,265	979,495	1,260,799	1,262,755	1,212,755

STANLY COUNTY
EXPENSES BY OBJECT
ADOPTED BUDGET FOR FISCAL YEAR 2018

110 GENERAL FUND
5180 Environmental Health

Account Number	Description	2016 Actual Expenses	2017 Original Budget	2018 Department Requested	2018 Manager Recommended	2018 Commission Adopted
Personnel						
121.000	Salaries & Wages-Regular	251,072	258,287	306,173	262,218	262,218
121.500	Salaries & Wages-Time Off Paid	491	-	-	-	-
127.000	Cell Phone Stipends	2,279	2,280	2,280	2,280	2,280
181.000	FICA/Medicare Tax	17,920	19,933	20,234	20,234	20,234
182.000	Retirement Expense	17,187	18,891	19,011	19,011	19,011
183.000	Health/Dental Insurance	51,631	51,625	55,115	55,115	55,115
185.000	Unemployment Insurance	30	1,070	1,070	1,070	1,070
186.000	Workers Compensation	10,743	9,577	10,056	10,056	10,056
189.000	Other Fringe Benefits	216	294	600	600	600
190.000	Professional Services	-	50	50	-	-
	Total Personnel	351,569	362,007	414,589	370,584	370,584
Supplies						
212.000	Uniforms	990	1,200	1,200	1,200	1,200
251.000	Motor Fuels & Lubricants	2,550	2,500	3,000	2,750	2,750
260.000	Office Supplies	411	1,000	1,000	1,000	1,000
261.000	Departmental Supplies	10,466	13,000	14,000	13,000	13,000
291.000	Data Processing Supplies	1,676	800	9,550	9,550	9,550
	Total Supplies	16,093	18,500	28,750	27,500	27,500
Current Obligations						
312.000	Training	659	2,250	4,500	4,500	4,500
321.000	Telephone Service	321	600	2,790	2,790	2,790
325.000	Postage	975	1,600	1,400	1,400	1,400
351.000	Rep&Maint-Bldg & Grounds	-	-	4,000	4,000	4,000
353.000	Repair & Maintenance Vehicles	6,636	1,750	2,500	2,500	2,500
370.000	Advertising Expense	-	200	200	200	200
	Total Current Obligations	8,591	6,400	15,390	15,390	15,390
Fixed Charges						
430.000	Rental of Equipment	481	600	600	600	600
440.000	Service & Maint Contract	13,727	13,727	18,872	18,872	18,872
451.000	Cyber Insurance Cost	113	123	123	123	123
452.000	Vehicle Insurance	2,299	2,318	2,318	2,318	2,318
454.000	Insurance Coverage Costs	2,275	1,581	1,581	1,581	1,581
491.000	Dues and Subscriptions	250	250	250	250	250
	Total Fixed Charges	19,145	18,599	23,744	23,744	23,744
Capital Outlay						
520.000	Data Processing Equip	6,590	-	-	-	-
540.000	Motor Vehicles	23,876	-	-	-	-
550.000	Other Equipment	-	-	-	-	-
	Total Capital Outlay	30,466	-	-	-	-
Total	Environmental Health	425,864	405,506	482,473	437,218	437,218
Total	Health	5,083,393	5,505,866	5,505,584	5,504,775	5,454,775

STANLY COUNTY
EXPENSES BY OBJECT
ADOPTED BUDGET FOR FISCAL YEAR 2018

110 GENERAL FUND
5210 Piedmont Mental Health

Account Number	Description	2016 Actual Expenses	2017 Original Budget	2018 Department Requested	2018 Manager Recommended	2018 Commission Adopted
Contracts						
630.050	5 Cents Bottle Tax	16,036	15,000	12,000	15,000	15,000
693.000	Coop.Agreement W/Oth.Gov	190,160	190,160	190,160	190,160	190,160
Total	Piedmont Mental Health	206,196	205,160	202,160	205,160	205,160

STANLY COUNTY
EXPENSES BY OBJECT
ADOPTED BUDGET FOR FISCAL YEAR 2018

110 GENERAL FUND
5300 Department of Social Services
5310 Social Services Administration

Account Number	Description	2016 Actual Expenses	2017 Original Budget	2018 Department Requested	2018 Manager Recommended	2018 Commission Adopted
Personnel						
121.000	Salaries & Wages-Regular	3,383,035	3,699,462	4,029,715	3,886,848	3,886,848
121.500	Salaries & Wages-Time Off Paid	63,215	-	49,101	-	-
123.000	Salaries & Wages-On Call	29,609	25,900	28,550	28,550	28,550
126.000	Salaries & Wages-Pt/Temp	59,859	74,839	77,364	50,000	50,000
127.000	Cell Phone Stipends	10,289	11,760	11,760	11,760	11,760
170.000	Board Member Expenses	300	2,000	2,000	2,000	2,000
181.000	FICA/Medicare Tax	256,347	291,668	317,428	306,499	306,499
182.000	Retirement Expense	237,077	272,391	296,640	286,282	286,282
183.000	Health/Dental Insurance	830,450	919,129	1,036,190	981,075	981,075
185.000	Unemployment Compensation	7,321	19,778	21,079	20,009	20,009
186.000	Workers Compensation	55,155	51,206	53,766	53,766	53,766
189.000	Other Fringe Benefits	2,448	3,822	3,168	3,168	3,168
190.000	Professional Services	150,987	137,000	175,135	137,000	137,000
	Total Personnel	5,086,092	5,508,955	6,101,896	5,766,957	5,766,957
Supplies						
220.000	Food And Provisions	1,193	1,200	1,760	1,200	1,200
251.000	Motor Fuels & Lubricants	4,769	5,900	5,900	4,900	4,900
260.000	Office Supplies	40,501	40,500	43,500	40,500	40,500
261.000	Departmental Supplies	-	3,000	-	-	-
291.000	Data Processing Supplies	40,402	30,000	70,070	100,570	100,570
	Total Supplies	86,865	80,600	121,230	147,170	147,170
Current Obligations						
311.000	Travel P.O.V.	19,882	20,000	20,000	20,000	20,000
312.000	Training	16,339	16,500	17,500	16,500	16,500
312.100	Tranining-Management	670	-	-	-	-
321.000	Telephone Service	10,511	15,500	31,813	31,813	31,813
325.000	Postage	31,866	31,500	31,500	31,500	31,500
331.000	Electricity Expense	30,054	28,000	31,000	31,000	31,000
333.000	Natural Gas Expense	2,510	4,000	4,000	4,000	4,000
334.000	Water & Sewer Expense	1,413	1,400	1,500	1,500	1,500
351.000	Rep & Maint- Bldg & Grounds	-	-	1,500	1,500	1,500
352.000	Rep & Maint- Equipment	3,993	600	1,400	750	750
353.000	Repair & Maint Vehicles	4,405	5,000	5,000	4,000	4,000
370.000	Advertising Expense	-	1,350	1,000	1,000	1,000
394.000	Cleaning Services	14,940	16,000	16,000	16,000	16,000
399.000	Other Services	1,300	1,500	1,500	1,500	1,500
	Total Current Obligations	137,883	141,350	163,713	161,063	161,063

STANLY COUNTY
EXPENSES BY OBJECT
ADOPTED BUDGET FOR FISCAL YEAR 2018

110	GENERAL FUND					
5300	Department of Social Services					
5310	Social Services Administration					
Account Number	Description	2016 Actual Expenses	2017 Original Budget	2018 Department Requested	2018 Manager Recommended	2018 Commission Adopted
Fixed Charges						
419.000	Other Rentals	136	96	96	96	96
419.100	Vehicle Lease	-	-	-	-	5,277
430.000	Rental of Equipment	21,972	26,590	31,626	31,626	31,626
440.000	Service & Maint. Contract	30,210	34,029	35,522	35,522	35,522
451.000	Cyber Insurance Cost	1,988	2,147	2,147	2,147	2,147
452.000	Vehicle Insurance	1,849	1,865	1,865	1,865	1,865
454.000	Insurance Coverage Costs	21,190	14,722	14,722	14,722	14,722
491.000	Dues and Subscriptions	5,003	7,281	8,650	7,500	7,500
	Total Fixed Charges	82,348	86,730	94,628	93,478	98,755
Capital Outlay						
520.000	Data Processing	-	-	38,700	-	-
540.000	Motor Vehicles	-	18,057	26,394	22,200	-
	Total Capital Outlay	-	18,057	65,094	22,200	-
Contracts						
699.000	Oth.Contracts,Grants,Sub	34,831	32,500	32,500	32,500	32,500
699.004	Work First Program Expense	7,934	20,000	7,500	7,500	7,500
699.005	Day Care Resident Service	1,889,384	1,948,523	1,997,239	1,997,239	1,997,239
699.006	Cap Medicaid	63,451	65,000	66,000	66,000	66,000
699.007	Crisis Intervention	202,071	238,057	216,946	216,946	216,946
699.009	Adult Day Care Service	-	1,086	-	-	-
699.013	LIEAP Program	244,000	238,057	216,946	216,946	216,946
699.450	CP&L Funds	-	3,270	3,352	3,352	3,352
	Total Contracts	2,441,672	2,546,493	2,540,483	2,540,483	2,540,483
	Total Social Services Administration	7,834,860	8,382,185	9,087,044	8,731,351	8,714,428

STANLY COUNTY
EXPENSES BY OBJECT
ADOPTED BUDGET FOR FISCAL YEAR 2018

110	GENERAL FUND					
5300	Department of Social Services					
5390	Social Services Funds					
Account Number	Description	2016 Actual Expenses	2017 Original Budget	2018 Department Requested	2018 Manager Recommended	2018 Commission Adopted
Current Obligations						
313.200	Trans.-Title XIX Medicaid	207,897	210,000	210,000	210,000	210,000
	Total Current Obligations	207,897	210,000	210,000	210,000	210,000
Contracts						
661.000	Adoption Assist Ias/Nas	90,651	99,704	120,000	99,000	99,000
666.000	State Foster Care	86,392	150,000	140,000	140,000	140,000
670.000	IV E Foster Care	107,191	300,000	230,000	230,000	230,000
699.000	Oth.Contracts,Grants,Sub	3,398	3,433	3,606	3,606	3,606
699.001	TANF/Special Assistance	402,718	489,347	475,000	475,000	475,000
699.002	County General Assist	935	5,500	6,500	5,500	5,500
699.003	Foster Care-All County	9,327	13,000	15,500	12,000	12,000
699.010	LINKS	4,413	15,000	16,869	16,869	16,869
699.011	Spec Needs Adoption Fund	1,338	11,246	10,446	10,446	10,446
699.012	Duke Energy Progress	-	1,044	919	919	919
	Total Contracts	706,362	1,088,274	1,018,840	993,340	993,340
Total	Social Services Funds	914,259	1,298,274	1,228,840	1,203,340	1,203,340
Total	Social Services	8,749,119	9,680,459	10,315,884	9,934,691	9,917,768

STANLY COUNTY
EXPENSES BY OBJECT
ADOPTED BUDGET FOR FISCAL YEAR 2018

110	GENERAL FUND					
5380	Aging Services					
5382	In-Home Services					
Account Number	Description	2016 Actual Expenses	2017 Original Budget	2018 Department Requested	2018 Manager Recommended	2018 Commission Adopted
Personnel						
121.000	Salaries & Wages-Regular	95,110	75,583	81,102	81,102	81,102
126.000	Salaries & Wages-Pt/Temp	20,294	22,027	-	-	-
127.000	Cell Phone Stipends	1,427	1,080	720	720	720
181.000	FICA/Medicare Tax	8,632	7,550	6,259	6,259	6,259
182.000	Retirement Expense	7,861	7,155	5,880	5,880	5,880
183.000	Health/Dental Insurance	40,512	30,979	22,046	22,046	22,046
185.000	Unemployment Insurance	24	642	658	658	658
186.000	Workers Compensation	1,033	921	967	967	967
189.000	Other Fringe Benefits	96	294	-	-	-
190.000	Professional Service	42	-	-	-	-
	Total Personnel	175,033	146,231	117,632	117,632	117,632
Supplies						
220.000	Food and Provisions	40	-	-	-	-
251.000	Motor Fuel	206	700	550	550	550
260.000	Office Supplies	989	1,100	800	800	800
261.000	Departmental Supplies	54	60	-	-	-
	Total Supplies	1,290	1,860	1,350	1,350	1,350
Current Obligations						
311.000	Travel P.O.V.	9,311	8,500	4,000	4,000	4,000
312.000	Training	180	200	200	200	200
325.000	Postage	153	150	150	150	150
353.000	Repair & Maintenance-Vehicles	892	500	500	500	500
370.000	Advertising Expense	-	-	150	150	150
	Total Current Obligations	10,536	9,350	5,000	5,000	5,000
Fixed Charges						
440.000	Service & Maint. Contract	222,786	263,100	293,100	293,100	293,100
451.000	Cyber Insurance Cost	90	95	95	95	95
452.000	Vehicle Insurance	247	249	249	249	249
454.000	Insurance Coverage Costs	852	592	592	592	592
491.000	Dues and Subscriptions	570	100	75	75	75
	Total Fixed Charges	224,546	264,136	294,111	294,111	294,111
	Total In-Home Services	411,403	421,577	418,093	418,093	418,093

STANLY COUNTY
EXPENSES BY OBJECT
ADOPTED BUDGET FOR FISCAL YEAR 2018

110	GENERAL FUND					
5380	Aging Services					
5383	Nutrition					
Account Number	Description	2016 Actual Expenses	2017 Original Budget	2018 Department Requested	2018 Manager Recommended	2018 Commission Adopted
Personnel						
121.000	Salaries & Wages-Regular	32,271	32,903	35,178	35,178	35,178
126.000	Salaries & Wages-Pt/Temp	59,859	61,472	63,825	63,825	63,825
127.000	Cell Phone Stipends	360	360	360	360	360
181.000	FICA/Medicare Tax	7,089	7,247	7,601	7,601	7,601
182.000	Retirement Expense	3,499	3,896	4,116	4,116	4,116
183.000	Health/Dental Insurance	10,353	10,327	11,023	11,023	11,023
185.000	Unemployment Insurance	79	822	845	845	845
186.000	Workers Compensation	146	130	137	137	137
190.000	Professional Services	2,379	-	-	-	-
	Total Personnel	116,036	117,157	123,085	123,085	123,085
Supplies						
238.000	Medical Supplies	20,308	25,000	20,000	20,000	20,000
260.000	Office Supplies	1,606	1,650	1,880	1,650	1,650
261.000	Departmental Supplies	4,668	-	-	-	-
291.000	Data Processing Supplies	54	-	357	357	357
	Total Supplies	26,636	26,650	22,237	22,007	22,007
Current Obligations						
311.000	Travel P.O.V.	3,431	2,300	2,400	2,300	2,300
312.000	Training	338	350	250	250	250
325.000	Postage	95	100	100	100	100
370.000	Advertising Expense	153	250	250	250	250
	Total Current Obligations	4,017	3,000	3,000	2,900	2,900
Fixed Charges						
440.000	Service & Maint Contract	257,809	280,000	280,000	280,000	280,000
451.000	Cyber Insurance Cost	158	171	171	171	171
491.000	Dues and Subscriptions	36	40	40	40	40
	Total Fixed Charges	258,003	280,211	280,211	280,211	280,211
	Total Nutrition	404,692	427,018	428,533	428,203	428,203

STANLY COUNTY
EXPENSES BY OBJECT
ADOPTED BUDGET FOR FISCAL YEAR 2018

110	GENERAL FUND					
5380	Aging Services					
5384	I&A/Transportation					
Account Number	Description	2016 Actual Expenses	2017 Original Budget	2018 Department Requested	2018 Manager Recommended	2018 Commission Adopted
Personnel						
121.000	Salaries & Wages-Regular	45,786	47,400	51,382	51,382	51,382
181.000	FICA/Medicare Tax	3,471	3,626	3,965	3,965	3,965
182.000	Retirement Expense	3,128	3,436	3,758	3,758	3,758
183.000	Health/Dental Insurance	10,326	10,322	11,023	11,023	11,023
185.000	Unemployment Insurance	6	214	214	214	214
186.000	Workers Compensation	183	163	171	171	171
	Total Personnel	62,900	65,161	70,513	70,513	70,513
Supplies						
260.000	Office Supplies	23	150	204	150	150
291.000	Data Processing Supplies	54	54	-	-	-
	Total Supplies	77	204	204	150	150
Current Obligations						
311.000	Travel P.O.V.	-	250	250	250	250
312.000	Training	-	200	200	200	200
325.000	Postage	49	240	240	240	240
359.000	Repair & Maint-Other	80	750	750	750	750
370.000	Advertising Expense	261	261	261	261	261
	Total Current Obligations	390	1,701	1,701	1,701	1,701
Fixed Charges						
440.000	Service & Maint. Contract	132,627	124,606	125,806	125,806	125,806
451.000	Cyber Insurance Cost	23	24	24	24	24
491.000	Dues and Subscriptions	140	225	260	260	260
	Total Fixed Charges	132,790	124,855	126,090	126,090	126,090
	Total I&A/Transportation	196,156	191,921	198,508	198,454	198,454

STANLY COUNTY
EXPENSES BY OBJECT
ADOPTED BUDGET FOR FISCAL YEAR 2018

110	GENERAL FUND					
5380	Aging Services					
5385	Family Caregiver Support					
Account Number	Description	2016 Actual Expenses	2017 Original Budget	2018 Department Requested	2018 Manager Recommended	2018 Commission Adopted
Personnel						
190.000	Professional Services	-	300	-	-	-
	Total Personnel	-	300	-	-	-
Supplies						
220.000	Food And Provisions	1,130	1,150	1,000	1,000	1,000
238.000	Medical Supplies	3,494	3,400	3,400	3,400	3,400
260.000	Office Supplies	2,131	1,600	1,200	1,200	1,200
291.000	Data Processing Supplies	-	-	-	-	-
	Total Supplies	6,755	6,150	5,600	5,600	5,600
Current Obligations						
312.000	Training	-	100	100	100	100
325.000	Postage	197	200	200	200	200
	Total Current Obligations	197	300	300	300	300
Fixed Charges						
440.000	Service & Maint. Contract	16,919	18,866	18,716	18,716	18,716
491.000	Dues and Subscriptions	-	-	-	-	-
	Total Fixed Charges	16,919	18,866	18,716	18,716	18,716
Total	Family Caregiver Support	23,870	25,616	24,616	24,616	24,616
Total	Aging Services	1,036,122	1,066,132	1,069,750	1,069,366	1,069,366

STANLY COUNTY
EXPENSES BY OBJECT
ADOPTED BUDGET FOR FISCAL YEAR 2018

110 GENERAL FUND
5381 Senior Services

Account Number	Description	2016 Actual Expenses	2017 Original Budget	2018 Department Requested	2018 Manager Recommended	2018 Commission Adopted
Personnel						
121.000	Salaries & Wages-Regular	151,762	160,144	170,903	170,903	170,903
126.000	Salaries & Wages-Pt/Temp	2,438	8,650	8,650	8,650	8,650
127.000	Cell Phone Stipends	457	720	720	720	720
170.000	Board Member Expenses	239	375	375	375	375
181.000	FICA/Medicare Tax	11,020	12,969	13,791	13,791	13,791
182.000	Retirement Expense	10,370	11,663	12,390	12,390	12,390
183.000	Health/Dental Insurance	29,678	41,288	44,092	44,092	44,092
185.000	Unemployment Insurance	42	916	943	943	943
186.000	Workers Compensation	597	517	543	543	543
189.000	Other Fringe Benefits	149	338	338	338	338
190.000	Professional Services	3,319	2,400	2,400	2,400	2,400
	Total Personnel	210,071	239,980	255,145	255,145	255,145
Supplies						
211.000	Janitorial Supplies	1,000	1,300	1,300	1,300	1,300
220.000	Food And Provisions	5,490	6,600	6,600	6,600	6,600
260.000	Office Supplies	7,539	8,300	8,300	8,300	8,300
291.000	Data Processing	891	1,000	1,074	1,074	1,074
298.400	SHIPP Grant Expense	1,036	1,200	1,200	1,200	1,200
	Total Supplies	15,956	18,400	18,474	18,474	18,474
Current Obligations						
311.000	Travel P.O.V.	745	600	600	600	600
312.000	Training	240	800	800	800	800
313.100	Museum & Senior Trip	183,584	84,230	84,287	84,287	84,287
321.000	Telephone Service	5,313	5,668	5,805	5,805	5,805
325.000	Postage	1,179	985	1,150	1,150	1,150
331.000	Electricity Expense	13,104	14,550	14,550	14,550	14,550
333.000	Natural Gas Expense	1,234	1,900	1,900	1,900	1,900
334.000	Water & Sewer Expense	889	800	960	960	960
339.000	Other Utilities Expense	2,401	2,401	2,518	2,518	2,518
351.000	Rep&Maint-Bldg & Grounds	4,817	7,500	7,581	7,500	7,500
370.000	Advertising Expense	342	164	164	164	164
394.000	Cleaning Services	4,080	4,080	4,080	4,080	4,080
	Total Current Obligations	217,925	123,678	124,395	124,314	124,314
Fixed Charges						
430.000	Rental of Equipment	2,654	3,500	3,500	3,500	3,500
440.100	Service Maint Contracts	2,480	2,900	2,500	2,500	2,500
451.000	Cyber Insurance Cost	136	143	143	143	143
454.000	Insurance Coverage Costs	2,653	1,789	1,789	1,789	1,789
491.000	Dues and Subscriptions	15,914	8,639	14,095	14,095	14,095
	Total Fixed Charges	23,836	16,971	22,027	22,027	22,027
	Total Senior Services	467,788	399,029	420,041	419,960	419,960

STANLY COUNTY
EXPENSES BY OBJECT
ADOPTED BUDGET FOR FISCAL YEAR 2018

110 GENERAL FUND
5820 Veteran's Officer

Account Number	Description	2016 Actual Expenses	2017 Original Budget	2018 Department Requested	2018 Manager Recommended	2018 Commission Adopted
Personnel						
121.000	Salaries & Wages-Regular	42,590	44,338	47,634	47,634	47,634
181.000	FICA/Medicare Tax	2,950	3,392	3,644	3,644	3,644
182.000	Retirement Expense	2,910	3,215	3,453	3,453	3,453
183.000	Health/Dental Insurance	10,326	10,322	11,023	11,023	11,023
185.000	Unemployment Insurance	6	214	214	214	214
186.000	Workers Compensation	183	163	171	171	171
	Total Personnel	58,966	61,644	66,139	66,139	66,139
Supplies						
260.000	Office Supplies	277	445	445	400	400
261.000	Departmental Supplies	422	500	500	500	3,000
291.000	Data Processing Supplies	-	450	500	500	500
	Total Supplies	698	1,395	1,445	1,400	3,900
Current Obligations						
311.000	Travel P.O.V.	-	50	50	50	50
312.000	Training	715	1,200	1,200	1,200	1,200
321.000	Telephone Service	138	500	500	350	350
325.000	Postage	35	250	250	150	150
394.000	Cleaning Services	480	480	480	480	480
	Total Current Obligations	1,367	2,480	2,480	2,230	2,230
Fixed Charges						
430.000	Rental of Equipment	16	250	250	250	250
451.000	Cyber Insurance Cost	23	25	25	25	25
454.000	Insurance Coverage Costs	290	202	202	202	202
491.000	Dues and Subscriptions	112	130	145	145	145
	Total Fixed Charges	440	607	622	622	622
Contracts						
699.118	Veterans Relief Fund	2,000	2,000	2,000	2,295	2,295
	Total Contracts	2,000	2,000	2,000	2,295	2,295
	Total Veteran's Officer	63,472	68,126	72,686	72,686	75,186

STANLY COUNTY
EDUCATION SUMMARY EXPENSES BY FUNCTION
ADOPTED BUDGET FOR FISCAL YEAR 2018

Description	2016 Actual Expenses	2017 Original Budget	2018 Department Requested	2018 Manager Recommended	2018 Commission Adopted
Public Schools	$ 13,185,890	$ 14,144,781	$ 14,387,680	$ 14,233,680	$ 14,233,680
Community College	1,536,374	1,538,303	1,584,014	1,584,014	1,584,014
TOTAL EDUCATION	$ 14,722,265	$ 15,683,084	$ 15,971,694	$ 15,817,694	$ 15,817,694

STANLY COUNTY
EXPENSES BY OBJECT
ADOPTED BUDGET FOR FISCAL YEAR 2018

110	GENERAL FUND					
5910	Public Schools					
Account Number	Description	2016 Actual Expenses	2017 Original Budget	2018 Department Requested	2018 Manager Recommended	2018 Commission Adopted
Contracts						
630.010	Educational Current Exp.	9,763,243	10,148,243	10,625,253	10,282,253	10,282,253
630.014	Teacher Supplement Grant	82,000	86,000	172,000	236,000	236,000
630.021	SCS Materials and Supplies Grant	350,000	-	-	-	-
630.030	Educ Capital-Sales Tax	1,980,000	2,460,000	2,130,000	2,255,000	2,255,000
630.032	Article 44 Sales Tax Allocation	-	465,000	500,000	500,000	500,000
630.041	School Cap Lottery Prin.	684,211	684,211	684,211	684,211	684,211
630.042	School Cap Lottery Int.	326,437	301,327	276,216	276,216	276,216
	Total Contracts	13,185,890	14,144,781	14,387,680	14,233,680	14,233,680
Total	Public Schools	13,185,890	14,144,781	14,387,680	14,233,680	14,233,680

STANLY COUNTY
EXPENSES BY OBJECT
ADOPTED BUDGET FOR FISCAL YEAR 2018

110 GENERAL FUND
5920 Community College

Account Number	Description	2016 Actual Expenses	2017 Original Budget	2018 Department Requested	2018 Manager Recommended	2018 Commission Adopted
Fixed Charges						
454.000	Insurance Coverage Costs	-	1,400	1,400	1,400	1,400
	Total Fixed Charges	-	1,400	1,400	1,400	1,400
Contracts						
630.010	Educational Current Exp	1,293,303	1,194,315	1,240,025	1,240,025	1,240,025
630.020	Educ Capital-County Fund	160,000	160,000	160,000	160,000	160,000
630.031	SCC Energy Grant	55,000	-	-	-	-
630.043	PEG Channel Support	28,071	30,000	30,000	30,000	30,000
630.044	SCC Cosmetology Prin.	-	79,211	81,142	81,142	81,142
630.045	SCC Cosmetology Int.	-	45,339	43,408	43,408	43,408
630.046	SCC Cosmetology Equipment Prin.	-	22,675	23,175	23,175	23,175
630.047	SCC Cosmetology Equipment Int.	-	5,363	4,864	4,864	4,864
	Total Contracts	1,536,374	1,536,903	1,582,614	1,582,614	1,582,614
Total	Community College	1,536,374	1,538,303	1,584,014	1,584,014	1,584,014

STANLY COUNTY
NORTH CAROLINA
Water. Air. Land. Success.

THIS PAGE LEFT INTENTIONALLY BLANK

STANLY COUNTY
CULTURE AND RECREATION SUMMARY EXPENSES BY FUNCTION
ADOPTED BUDGET FOR FISCAL YEAR 2018

Description	2016 Actual Expenses	2017 Original Budget	2018 Department Requested	2018 Manager Recommended	2018 Commission Adopted
Library	$ 1,159,180	$ 1,283,135	$ 1,312,778	$ 1,273,391	$ 1,270,891
Agri Civic Center	303,909	459,796	310,680	309,817	353,889
TOTAL CULTURE AND RECREATION	$ 1,463,089	$ 1,742,931	$ 1,623,458	$ 1,583,208	$ 1,624,780

STANLY COUNTY
EXPENSES BY OBJECT
ADOPTED BUDGET FOR FISCAL YEAR 2018

110 GENERAL FUND
6110 Library

Account Number	Description	2016 Actual Expenses	2017 Original Budget	2018 Department Requested	2018 Manager Recommended	2018 Commission Adopted
Personnel						
121.000	Salaries & Wages-Regular	495,842	532,869	561,204	551,204	551,204
126.000	Salaries & Wages-Pt/Temp	139,707	158,382	152,197	141,580	141,580
127.000	Cell Phone Stipends	360	360	360	360	360
170.000	Board Member Expenses	823	750	750	750	750
181.000	FICA/Medicare Tax	46,219	52,522	54,624	52,998	52,998
182.000	Retirement Expense	35,493	42,107	42,675	41,904	41,904
183.000	Health/Dental Insurance	126,318	134,277	143,299	143,299	143,299
185.000	Unemployement Insurance	158	4,301	4,214	4,111	4,111
186.000	Workers Compensation	3,152	2,810	2,951	2,951	2,951
189.000	Other Fringe Benefits	135	294	300	300	300
190.000	Professional Services	1,709	1,775	-	-	-
	Total Personnel	849,915	930,447	962,574	939,457	939,457
Supplies						
211.000	Janitorial Supplies	1,200	1,600	1,750	1,600	1,600
220.000	Food And Provisions	392	700	750	700	700
230.000	Education Materials	-	200	325	200	200
230.100	Library Books	76,926	92,175	84,360	84,360	84,360
251.000	Motor Fuels & Lubricants	469	600	575	575	575
260.000	Office Supplies	3,475	3,500	2,253	2,253	2,253
261.000	Departmental Supplies	16,205	11,105	26,050	18,610	18,610
261.300	Archival Supplies	-	100	200	100	100
291.000	Data Processing	14,003	7,695	16,000	16,000	16,000
299.000	Miscellaneous Supplies	-	-	400	-	-
	Total Supplies	112,670	117,675	132,663	124,398	124,398
Current Obligations						
311.000	Travel P.O.V.	-	150	575	150	150
312.000	Training	928	2,700	3,050	2,700	2,700
321.000	Telephone Service	18,936	17,100	16,000	17,100	17,100
325.000	Postage	2,338	2,821	2,386	2,386	2,386
331.000	Electricity Expense	40,524	45,000	40,000	45,000	45,000
333.000	Natural Gas Expense	4,388	6,000	6,000	6,000	6,000
334.000	Water & Sewer Expense	4,034	4,000	4,500	4,500	4,500
335.000	Garbage Collection	980	1,000	5,800	1,000	1,000
341.000	Printing Expense	672	-	800	750	750
349.100	Binding/Lamination	337	400	400	400	400
351.000	Rep&Maint-Bldg & Grounds	27,746	51,000	15,660	15,000	15,000
352.000	Rep & Maint- Equipment	1,309	750	500	500	500
353.000	Rep & Maint- Vehicles	451	550	500	500	500
370.000	Advertising Expense	674	-	200	200	200
394.000	Cleaning Services	23,580	23,000	28,320	25,000	25,000
399.000	Other Services	224	1,987	220	220	220
	Total Current Obligations	127,121	156,458	124,911	121,406	121,406

STANLY COUNTY
EXPENSES BY OBJECT
ADOPTED BUDGET FOR FISCAL YEAR 2018

110 GENERAL FUND
6110 Library

Account Number	Description	2016 Actual Expenses	2017 Original Budget	2018 Department Requested	2018 Manager Recommended	2018 Commission Adopted
Fixed Charges						
410.000	Rent-Land,Bldg. & Office	-	-	-	-	-
419.000	Other Rentals	10,620	10,700	11,000	11,000	11,000
430.000	Rental of Equipment	2,704	4,000	3,000	3,000	3,000
440.000	Service & Maint. Contract	36,485	43,900	46,645	46,645	46,645
451.000	Cyber Insurance Cost	633	700	700	700	700
452.000	Vehicle Insurance	459	463	463	463	463
454.000	Insurance Coverage Costs	10,791	7,497	7,497	7,497	7,497
491.000	Dues and Subscriptions	3,803	2,895	2,835	2,835	2,835
	Total Fixed Charges	65,495	70,155	72,140	72,140	72,140
Capital Outlay						
520.000	Data Processing Equip	3,979	8,400	3,900	3,900	3,900
550.000	Other Equipment	-	-	16,590	12,090	9,590
	Total Capital Outlay	3,979	8,400	20,490	15,990	13,490
Contingency						
991.100	Contingency Appropriated	-	-	-	-	-
	Total Contingency	-	-	-	-	-
Total	Library	1,159,180	1,283,135	1,312,778	1,273,391	1,270,891

STANLY COUNTY
EXPENSES BY OBJECT
ADOPTED BUDGET FOR FISCAL YEAR 2018

110 GENERAL FUND
6160 Agri Civic Center

Account Number	Description	2016 Actual Expenses	2017 Original Budget	2018 Department Requested	2018 Manager Recommended	2018 Commission Adopted
Personnel						
121.000	Salaries & Wages-Regular	78,289	81,421	74,889	71,483	71,483
121.500	Salaries & Wages-Time Off Paid	30	-	-	-	-
126.000	Salaries & Wages-Pt/Temp	29,149	35,000	36,951	40,000	40,000
127.000	Cell Phone Stipends	360	360	360	360	360
181.000	FICA/Medicare Tax	7,927	9,001	8,583	8,323	8,323
182.000	Retirement Expense	5,339	5,929	5,429	5,183	5,183
183.000	Health/Dental Insurance	20,652	20,654	22,046	22,046	22,046
185.000	Unemployment	61	787	798	798	798
186.000	Workers Compensation	3,758	3,350	3,518	3,518	3,518
190.000	Professional Services	761	700	700	700	700
	Total Personnel	146,326	157,202	153,274	152,411	152,411
Supplies						
211.000	Janitorial Supplies	3,579	4,500	4,500	4,500	4,500
260.000	Office Supplies	910	1,000	950	950	950
260.100	Concession Supplies	2,090	2,500	2,500	2,500	2,500
261.000	Departmental Supplies	1,811	2,000	2,000	2,000	2,000
291.000	Data Processing Supplies	-	600	600	600	600
	Total Supplies	8,389	10,600	10,550	10,550	10,550
Current Obligations						
311.000	Travel P.O.V.	564	500	500	500	500
312.000	Training	-	-	650	650	650
321.000	Telephone Service	155	200	200	200	200
325.000	Postage	4	100	100	100	100
331.000	Electricity Expense	49,970	50,000	50,000	50,000	50,000
333.000	Natural Gas Expense	6,987	25,000	25,000	25,000	25,000
334.000	Water & Sewer Expense	3,141	2,500	2,500	2,500	2,500
335.000	Garbage Collection	1,404	1,700	1,700	1,700	1,700
351.000	Rep&Maint-Bldg & Grounds	69,047	195,000	49,630	49,630	93,702
352.000	Rep & Maint- Equipment	4,080	4,000	4,000	4,000	4,000
370.000	Advertising Expense	3,966	3,500	3,000	3,000	3,000
394.000	Cleaning Services	-	2,000	1,750	1,750	1,750
	Total Current Obligations	139,317	284,500	139,030	139,030	183,102
Fixed Charges						
430.000	Rental of Equipment	180	325	400	400	400
440.000	Service & Maint. Contract	2,412	2,100	2,406	2,406	2,406
451.000	Cyber Insurance Cost	226	244	245	245	245
454.000	Insurance Coverage Costs	5,722	3,975	3,975	3,975	3,975
491.000	Dues and Subscriptions	1,338	850	800	800	800
	Total Fixed Charges	9,878	7,494	7,826	7,826	7,826
Total	Agri Civic Center	303,909	459,796	310,680	309,817	353,889

STANLY COUNTY
EXPENSES BY OBJECT
ADOPTED BUDGET FOR FISCAL YEAR 2018

110 GENERAL FUND
9000 Special Appropriations

Account Number	Description	2016 Actual Expenses	2017 Original Budget	2018 Department Requested	2018 Manager Recommended	2018 Commission Adopted
Contracts						
630.003	Yakin Pee Dee	-	-	-	-	-
630.004	West Stanly Senior Center	-	25,000	25,000	25,000	-
630.009	Stanly Co. Arts Council	-	-	10,000	-	-
630.016	Stanly Community College AMIT	250,000	-	-	-	-
630.032	Article 44 Sales Tax Allocation	-	-	85,000	110,000	110,000
630.080	Tourism Development	25,000	25,000	25,000	25,000	25,000
Total	Special Appropriations	275,000	50,000	145,000	160,000	135,000

STANLY COUNTY
EXPENSES BY OBJECT
ADOPTED BUDGET FOR FISCAL YEAR 2018

110 GENERAL FUND
9100 Debt Service

Account Number	Description	2016 Actual Expenses	2017 Original Budget	2018 Department Requested	2018 Manager Recommended	2018 Commission Adopted
Debt Service						
710.400	Bond Princ Series 2010	1,530,000	1,535,000	1,500,000	1,500,000	1,500,000
720.400	Bond Interest Series 2010	407,150	361,250	302,250	302,250	302,250
730.000	Jail USDA Principal	18,478	19,218	19,986	19,986	19,986
730.100	Jail USDA Interest	57,317	56,578	55,810	55,810	55,810
740.200	Jail Loan Principal BOS	377,798	373,435	368,943	368,943	368,943
740.300	Jail Loan Interest BOS	66,296	55,297	44,425	44,425	44,425
740.400	Radio Tower Equipment Principal	353,465	319,232	328,745	349,406	328,745
740.450	Radio Tower Equipment Principal	182,835	230,733	236,231	236,231	236,231
740.500	Radio Tower Interest	159,510	151,035	141,522	141,522	141,522
740.550	Radio Tower Interest	39,676	34,488	28,990	28,990	28,990
750.000	EMS Vehicle Loan Principal 2016	-	161,961	157,253	157,253	157,253
750.025	Sheriff Vehicle Loan Principal 2016	-	45,771	46,931	46,931	46,931
750.026	Sheriff Vehicle Loan Principal 2017	-	-	48,624	48,624	48,624
750.050	EMS Equipment Loan Principal 2016	-	28,160	27,342	27,342	27,342
750.100	EMS Vehicle Loan Interest 2016	-	5,414	10,121	10,121	10,121
750.125	Sheriff Vehicle Loan Interest 2016	-	4,655	3,495	3,495	3,495
750.126	Sheriff Vehicle Loan Interest 2017			2,206	2,206	2,206
750.150	EMS Equipment Loan Interest 2016	-	942	1,760	1,760	1,760
750.400	EMS Loan Principal 2012	43,465	-	-	-	-
750.500	EMS Loan Interest 2012	1,332	-	-	-	-
750.600	New World Software Loan P	25,393	26,218	27,078	27,078	27,078
750.700	New World Software Loan I	2,569	1,745	885	885	885
750.800	EMS Loan Principal 2013	50,806	-	-	-	-
750.850	EMS Loan Principal 2014	100,377	102,823	-	-	-
750.900	EMS Loan Interest 2013	1,458	-	-	-	-
750.950	EMS Loan Interest 2014	4,965	2,520	-	-	-
Total	Debt Service	3,422,890	3,516,475	3,352,597	3,373,258	3,352,597

STANLY COUNTY
EXPENSES BY OBJECT
ADOPTED BUDGET FOR FISCAL YEAR 2018

110 GENERAL FUND
9800 Transfers to Other Funds

Account Number	Description	2016 Actual Expenses	2017 Original Budget	2018 Department Requested	2018 Manager Recommended	2018 Commission Adopted
Interfund Transfers						
981.213	To Emergency Towers	254,325	-	-	-	-
981.215	To Livestock Arena Project	46,940		-	-	-
981.631	To West Stanly WWTP	85,000	50,000	-	-	-
981.658	To Carriker Road Water Extn Project	-	-	-	-	-
981.641	To Utility Operating Fund	-	-	-	30,000	30,000
981.671	To Airport Operating Fund	268,517	259,347	318,056	326,896	326,896
981.680	To Group Health/Works Comp	3,908	-	-	-	-
	Total Interfund Transfers	658,690	309,347	318,056	356,896	356,896
Total	Transfers to Other Funds	658,690	309,347	318,056	356,896	356,896

STANLY COUNTY
EXPENSES BY OBJECT
ADOPTED BUDGET FOR FISCAL YEAR 2018

110 GENERAL FUND
9910 Contingency

Account Number	Description	2016 Actual Expenses	2017 Original Budget	2018 Department Requested	2018 Manager Recommended	2018 Commission Adopted
Contingency						
991.100	Contingency Appropriated	-	220,000	220,000	220,000	288,676
Total	Contingency	-	220,000	220,000	220,000	288,676
	Total General Fund	$ 58,139,290	$ 60,784,434	$ 65,209,262	$ 63,212,580	$ 63,243,166

STANLY COUNTY
NORTH CAROLINA
Water. Air. Land. Success.

THIS PAGE LEFT INTENTIONALLY BLANK

STANLY COUNTY
REVENUES
ADOPTED BUDGET FOR FISCAL YEAR 2018

260 EMERGENCY TELEPHONE
3439 911 Surcharge Revenues

Account Number	Description	2016 Actual Revenues	2017 Original Budget	2018 Department Requested	2018 Manager Recommended	2018 Commission Adopted
Revenues						
420.10	911 Surcharge	567,083	418,673	410,809	410,809	410,809
420.30	911 Grant	-	-	-	-	-
491.12	Investment Earnings	43	-	-	-	-
990.000	Fund Balance Appropriated	-	-	20,661	-	-
Total	911 Surcharge Revenues	567,126	418,673	431,470	410,809	410,809

STANLY COUNTY
EXPENSES BY OBJECT
ADOPTED BUDGET FOR FISCAL YEAR 2018

260 EMERGENCY TELEPHONE
4396 911 Emergency Surcharge

Account Number	Description	2016 Actual Expenses	2017 Original Budget	2018 Department Requested	2018 Manager Recommended	2018 Commission Adopted
Personnel						
190.000	Professional Services	47,554	50,139	55,000	55,000	-
190.200	E911 Grant	-	-	-	-	-
	Total Personnel	47,554	50,139	55,000	55,000	-
Supplies						
260.000	Hardware Supplies	-	2,000	-	-	-
260.200	Telephone Supplies	662	2,000	2,000	2,000	2,000
291.000	Data Processing Hardware	-	6,300	-	-	-
291.100	Data Processing Software	-	1,000	1,000	1,000	1,000
	Total Supplies	662	11,300	3,000	3,000	3,000
Current Obligations						
312.000	Training	3,123	5,000	5,000	5,000	5,000
321.000	Telephone Service	78,639	75,000	75,000	75,000	75,000
352.000	Rep & Maint- Equipment	425	2,500	2,500	2,500	2,500
	Total Current Obligations	82,187	82,500	82,500	82,500	82,500
Fixed Charges						
430.000	Rental of Equip (Hardware)	5,197	34,500	46,974	46,974	46,974
430.200	Rental of Equip (Telephone)	65,148	64,528	64,495	64,495	64,495
440.000	Service & Maint. (Hardware)	68,654	28,470	28,337	28,337	63,337
440.100	Service & Maint. (Software)	49,721	65,527	67,455	67,455	66,794
440.200	Service & Maint. (Telephone)	36,143	39,000	41,000	41,000	41,000
494.000	Lease Purchase Expense	42,709	42,709	42,709	22,048	42,709
	Total Fixed Charges	267,572	274,734	290,970	270,309	325,309
Capital Outlay						
520.000	Data Processing Equipment	5,856	-	-	-	-
550.000	Other Equipment	137,556	-	-	-	-
	Total Capital Outlay	143,412	-	-	-	-
Transfer to						
981.110	Transfer to General Fund	-	-	-	-	-
	Total Capital Outlay	-	-	-	-	-
Total	911 Emergency Surcharge	541,387	418,673	431,470	410,809	410,809

STANLY COUNTY
REVENUES AND EXPENSES
ADOPTED BUDGET FOR FISCAL YEAR 2018

REVENUES

295 FIRE DISTRICTS
3100 Fire District Taxes

Account Number	Description	2016 Actual Revenues	2017 Original Budget	2018 Department Requested	2018 Manager Recommended	2018 Commission Adopted
Revenues						
111.00	Current Tax Revenue	2,062,561	2,241,886	2,497,398	2,497,398	2,497,398
111.10	Prior Year Taxes	56,344	60,000	55,000	55,000	55,000
112.00	DMV Current Tax Revenue	269,029	240,000	300,000	300,000	300,000
180.00	Interest and Penalties	15,217	16,000	15,000	15,000	15,000
180.25	DMV Tax and Tag Interest	1,895	1,600	1,700	1,700	1,700
190.00	Tax Discounts	(12,213)	(12,000)	(12,000)	(12,000)	(12,000)
Total	Fire District Taxes	2,392,833	2,547,486	2,857,098	2,857,098	2,857,098

EXPENSES

295 FIRE DISTRICTS
4340 Expenses

Account Number	Description	2016 Actual Expenses	2017 Original Budget	2018 Department Requested	2018 Manager Recommended	2018 Commission Adopted
Fixed Charges						
493.200	NCDMV Tax Processing	9,504	9,000	12,000	12,000	12,000
499.000	Other Fixed Charges	30,708	30,000	40,000	40,000	40,000
	Total Fixed Charges	40,211	39,000	52,000	52,000	52,000
Contracts						
635.011	West Stanly Fire District	611,783	732,000	786,000	786,000	786,000
635.012	Center Fire District	319,956	316,500	340,000	340,000	340,000
635.013	Endy Fire District	115,112	115,800	121,800	121,800	121,800
635.014	Ridgecrest Fire District	146,510	144,450	187,000	187,000	187,000
635.015	Aquadale Fire District	146,802	143,000	151,000	151,000	151,000
635.016	Eastside Fire District	185,412	187,500	198,500	198,500	198,500
635.017	Oakboro Fire District	80,446	120,600	128,100	128,100	128,100
635.018	New London Fire District	199,154	198,000	207,000	207,000	207,000
635.019	Southside Fire District	102,660	103,000	107,000	107,000	107,000
635.021	Bethany Fire District	77,270	77,500	80,988	80,988	80,988
635.022	Richfield Fire District	120,185	121,100	126,000	126,000	126,000
635.023	Millingport Fire District	102,402	101,750	215,000	215,000	215,000
635.024	Badin-Yakin Fire District	128,960	130,086	136,510	136,510	136,510
635.025	Norwood Special Fire District	15,969	17,200	20,200	20,200	20,200
	Total Contracts	2,352,622	2,508,486	2,805,098	2,805,098	2,805,098
Total	Fire Districts	2,392,833	2,547,486	2,857,098	2,857,098	2,857,098

STANLY COUNTY
REVENUES
ADOPTED BUDGET FOR FISCAL YEAR 2018

611 GREATER BADIN WATER/SEWER
3710 Greater Badin Revenues

Account Number	Description	2016 Actual Revenues	2017 Original Budget	2018 Department Requested	2018 Manager Recommended	2018 Commission Adopted
Revenues						
511.10	Water Sales	256,721	235,000	255,000	255,000	255,000
513.10	Alcoa Sewer Revenue	40,143	40,000	30,000	30,000	30,000
514.10	Resident Sewer Revenue	180,926	187,646	190,000	190,000	190,000
521.10	Cut On Service Fees	1,040	1,000	1,000	1,000	1,000
491.12	Investment Earnings	1,658	1,500	1,000	1,000	1,000
890.10	Miscellaneous Income	1,306	1,200	1,000	1,000	1,000
990.100	Retained Earnings Approp	-	-	60,000	30,000	30,000
Total	Greater Badin Revenues	481,793	466,346	538,000	508,000	508,000

STANLY COUNTY
EXPENSES BY OBJECT
ADOPTED BUDGET FOR FISCAL YEAR 2018

611 GREATER BADIN WATER/SEWER
7110 Administration

Account Number	Description	2016 Actual Expenses	2017 Original Budget	2018 Department Requested	2018 Manager Recommended	2018 Commission Adopted
Supplies						
261.000	Departmental Supplies	-	-	-	-	-
	Total Supplies	-	-	-	-	-
Current Obligations						
325.000	Postage	-	-	-	-	-
	Total Current Obligations	-	-	-	-	-
Contracts						
699.000	Oth.Contracts,Grants,Sub	61,805	54,905	-	-	-
	Total Contracts	61,805	54,905	-	-	-
Debt Service						
710.100	Bond Principal	-	22,731	22,731	22,731	22,731
720.000	G.O. Bond Interest	(197)	-	-	-	-
720.100	Bond Interest	2,955	2,364	1,773	1,773	1,773
753.100	USDA Loan Principal	-	-	37,000	37,000	37,000
753.200	USDA Loan Interest	-	-	39,300	39,300	39,300
	Total Debt Service	2,758	25,095	100,804	100,804	100,804
Inv/Interfund Transfer						
991.100	Contingency Appropriated	-	-	84,196	84,196	84,196
	Total Inv/Interfund Transfer	-	-	84,196	84,196	84,196
Total	Administration	64,563	80,000	185,000	185,000	185,000

STANLY COUNTY
EXPENSES BY OBJECT
ADOPTED BUDGET FOR FISCAL YEAR 2018

611 GREATER BADIN WATER/SEWER
7120 Operations

Account Number	Description	2016 Actual Expenses	2017 Original Budget	2018 Department Requested	2018 Manager Recommended	2018 Commission Adopted
Personnel						
190.000	Professional Services	24,301	25,000	25,000	25,000	25,000
	Total Personnel	24,301	25,000	25,000	25,000	25,000
Supplies						
251.000	Motor Fuel	186	-	-	-	-
261.000	Departmental Supplies	7,013	7,000	3,500	3,500	3,500
271.000	Purch. For Resale-Water	200,584	190,000	210,000	210,000	210,000
	Total Supplies	207,783	197,000	213,500	213,500	213,500
Current Obligations						
312.000	Training	-	-	-	-	-
321.000	Telephone Service	801	500	1,300	1,300	1,300
331.000	Electricity Expense	22,326	20,000	22,000	22,000	22,000
352.000	Rep & Maint- Equipment	-	-	-	-	-
354.000	Rep & Maint-Water System	4,081	500	2,000	2,000	2,000
355.000	Rep & Maint-Sewer System	36,484	22,500	53,804	53,804	53,804
	Total Current Obligations	63,691	43,500	79,104	79,104	79,104
Fixed Charges						
453.000	Bonds and Other Insurance	-	250	250	250	250
454.000	Insurance Coverage Costs	3,429	2,146	2,146	2,146	2,146
491.000	Dues and Subscriptions	4,159	3,000	3,000	3,000	3,000
	Total Fixed Charges	7,587	5,396	5,396	5,396	5,396
Capital Outlay						
550.000	Other Equipment	-	-	-	-	-
580.000	Bldgs,Structure,& Improve	-	-	30,000	-	-
	Total Capital Outlay	-	-	30,000	-	-
Contracts						
699.000	Oth.Contracts,Grants,Sub	92,572	115,450	-	-	-
	Total Contracts	92,572	115,450	-	-	-
Total	Operations	395,935	386,346	353,000	323,000	323,000
Total	Greater Badin	460,498	466,346	538,000	508,000	508,000

STANLY COUNTY
REVENUES
ADOPTED BUDGET FOR FISCAL YEAR 2018

621 PINEY POINT WATER DISTRICT
3710 Piney Point Revenues

Account Number	Description	2016 Actual Revenues	2017 Original Budget	2018 Department Requested	2018 Manager Recommended	2018 Commission Adopted
Revenues						
511.10	Water Sales	155,801	140,600	164,700	164,700	164,700
521.10	Cut On Service Fees	315	200	200	200	200
531.11	Water Tap Fees	535	500	1,000	1,000	1,000
491.12	Investment Earnings	857	500	1,000	1,000	1,000
890.10	Miscellaneous Income	162	200	100	100	100
Total	Piney Point Revenues	157,670	142,000	167,000	167,000	167,000

STANLY COUNTY
EXPENSES BY OBJECT
ADOPTED BUDGET FOR FISCAL YEAR 2018

621 PINEY POINT WATER DISTRICT
7110 Administration

Account Number	Description	2016 Actual Expenses	2017 Original Budget	2018 Department Requested	2018 Manager Recommended	2018 Commission Adopted
Current Obligations						
325.000	Postage	-	-	-	-	-
	Total Current Obligations	-	-	-	-	-
Contracts						
699.000	Oth.Contracts,Grants,Sub	80,000	80,000	100,000	100,000	100,000
	Total Contracts	80,000	80,000	100,000	100,000	100,000
Total	Administration	80,000	80,000	100,000	100,000	100,000

STANLY COUNTY
EXPENSES BY OBJECT
ADOPTED BUDGET FOR FISCAL YEAR 2018

621 PINEY POINT WATER DISTRICT
7120 Operations

Account Number	Description	2016 Actual Expenses	2017 Original Budget	2018 Department Requested	2018 Manager Recommended	2018 Commission Adopted
Personnel						
199.000	Other Professional Services	-	-	-	-	-
	Total Personnel	-	-	-	-	-
Supplies						
271.000	Purch. For Resale-Water	54,508	60,250	65,040	65,040	65,040
	Total Supplies	54,508	60,250	65,040	65,040	65,040
Current Obligations						
331.000	Electricity Expense	354	450	400	400	400
	Total Current Obligations	354	450	400	400	400
Fixed Charges						
410.000	Rent-Land,Bldg. & Office	150	150	500	500	500
453.000	Bonds and other Insurance	-	250	250	250	250
454.000	Insurance Coverage Costs	247	-	-	-	-
491.000	Dues and Subscriptions	810	900	810	810	810
	Total Fixed Charges	1,207	1,300	1,560	1,560	1,560
Total	Operations	56,069	62,000	67,000	67,000	67,000
Transfer to Other Funds						
981.110	To General Fund	-	-	-	-	-
	Total Transfer to Other Funds	-	-	-	-	-
Total	Piney Point Expenses	136,069	142,000	167,000	167,000	167,000

STANLY COUNTY
REVENUES
ADOPTED BUDGET FOR FISCAL YEAR 2018

631 West Stanly WWTP
3710 WWTP Revenues

Account Number	Description	2016 Actual Revenues	2017 Original Budget	2018 Department Requested	2018 Manager Recommended	2018 Commission Adopted
Revenues						
513.15	Oakboro Sewer Revenues	172,370	183,750	188,000	178,000	178,000
513.16	Stanfield Sewer Revenues	72,704	75,000	77,000	67,000	67,000
513.17	Locust Sewer Revenues	283,868	285,788	290,000	280,000	280,000
513.18	Stanly County Sewer Revenues	40,333	52,500	40,000	30,229	30,229
513.19	Utilities Other Sales	10,165	8,400	-	-	-
980.110	From General Fund	85,000	50,000	46,503	-	-
980.641	From Utility Operating	21,000	21,000	21,000	21,000	21,000
Total	WWTP Revenues	685,438	676,438	662,503	576,229	576,229

STANLY COUNTY
EXPENSES BY OBJECT
ADOPTED BUDGET FOR FISCAL YEAR 2018

631 West Stanly WWTP
7110 Administration

Account Number	Description	2016 Actual Expenses	2017 Original Budget	2018 Department Requested	2018 Manager Recommended	2018 Commission Adopted
Contracts						
699.000	Oth.Contracts,Grants,Sub	20,000	120,349	85,000	85,000	85,000
		-				
	Total Contracts	20,000	120,349	85,000	85,000	85,000
Debt Service						
752.100	USDA Loan Principal West Stanly WWTP	-	13,000	13,000	13,000	13,000
752.200	USDA Loan Interest West Stanly WWTP	36,485	37,000	37,000	37,000	37,000
752.300	Installment Oakboro for WWTP	-	156,250	156,250	156,250	156,250
	Total Debt Service	36,485	206,250	206,250	206,250	206,250
Total	Administration	56,485	326,599	291,250	291,250	291,250

STANLY COUNTY
EXPENSES BY OBJECT
ADOPTED BUDGET FOR FISCAL YEAR 2018

631 West Stanly WWTP
7120 Operations

Account Number	Description	2016 Actual Expenses	2017 Original Budget	2018 Department Requested	2018 Manager Recommended	2018 Commission Adopted
Personnel						
121.000	Salaries & Wages-Regular	71,851	71,807	76,414	76,414	76,414
121.500	Salaries & Wages-Time Off Paid	2,128	-	-	-	-
123.000	Salaries & Wages-On Call	753	5,000	5,000	1,000	1,000
127.000	Cell Phone Stipends	360	720	720	720	720
181.000	FICA/Medicare Tax	4,479	5,931	6,283	6,283	6,283
182.000	Retirement Expense	3,150	5,560	5,540	5,540	5,540
183.000	Health/Dental Insurance	20,202	20,654	22,046	22,046	22,046
185.000	Unemployment Insurance	-	428	428	428	428
186.000	Workers Compensation	1,855	1,654	1,737	1,737	1,737
189.000	Other Fringe Benefits	-	-	-	-	-
190.000	Professional Services	16,986	15,000	17,000	17,000	17,000
199.000	Other Professional Services	4,856	10,000	4,000	4,000	4,000
	Total Personnel	126,620	136,754	139,168	135,168	135,168
Supplies						
212.000	Uniforms	-	-	-	-	-
251.000	Motor Fuels & Lubricants	2,219	2,500	1,000	1,000	1,000
253.000	Vehicle Parts & Supplies	-	500	-	-	-
260.000	Office Supplies	-	-	-	-	-
261.000	Departmental Supplies	20,730	20,000	15,000	15,000	15,000
	Total Supplies	22,948	23,000	16,000	16,000	16,000
Current Obligations						
312.000	Training	1,149	1,500	1,000	1,000	1,000
321.000	Telephone Service	3,633	4,000	4,000	4,000	4,000
331.000	Electricity Expense	71,068	66,000	68,000	68,000	68,000
351.000	Rep & Maint - Blg/Grounds	23,970	2,500	1,000	1,000	1,000
352.000	Rep & Maint - Equipment	-	500	1,000	1,000	1,000
353.000	Rep & Maint - Vehilces	-	1,000	1,000	1,000	1,000
355.000	Rep & Maint-Sewer System	62,631	50,000	30,000	23,497	23,497
370.000	Advertsing Expense	-	-	-	-	-
	Total Current Obligations	162,451	125,500	106,000	99,497	99,497
Fixed Charges						
451.000	Cyber Insurance Cost	-	100	100	100	100
452.000	Vehicle Insurance	2,685	2,708	2,708	2,708	2,708
454.000	Insurance Coverage Costs	3,277	2,277	2,277	2,277	2,277
491.000	Dues and Subscriptions	4,895	2,500	5,000	5,000	5,000
	Total Fixed Charges	10,858	7,585	10,085	10,085	10,085
Capital Outlay						
540.000	Motor Vehicles	(400)	-	-	-	-
550.000	Other Equipment	-	17,000	-	-	-
	Total Capital Outlay	(400)	17,000	-	-	-
Contracts						
699.000	Oth.Contracts,Grants,Subs	63,824	40,000	100,000	24,229	24,229
	Total Contracts	63,824	40,000	100,000	24,229	24,229
Total	Operations	386,301	349,839	371,253	284,979	284,979
Total	West Stanly WWTP	442,786	676,438	662,503	576,229	576,229

STANLY COUNTY
REVENUES
ADOPTED BUDGET FOR FISCAL YEAR 2018

641 STANLY COUNTY UTILITIES
3710 Stanly County Utilities Revenues

Account Number	Description	2016 Actual Revenues	2017 Original Budget	2018 Department Requested	2018 Manager Recommended	2018 Commission Adopted
Revenues						
511.10	Water Sales	2,487,578	2,275,000	2,700,000	2,700,000	2,700,000
512.10	Interfund Chgs-GBWS	152,544	170,355	-	-	-
512.11	Interfund Chgs-Piney Pt	80,000	80,000	100,000	100,000	100,000
512.12	SWSA Charges	12,000	12,000	-	-	-
512.13	Interfund Chgs-WSWWTP	18,000	18,000	100,000	24,229	24,229
513.14	Sewer Revenues	558,609	535,000	555,000	555,000	555,000
521.10	Cut On Service Fees	4,599	4,250	4,000	4,000	4,000
531.10	Taps & Connection Fees	58,933	45,000	60,000	60,000	60,000
491.12	Investment Earnings	3,891	2,500	5,000	5,000	5,000
330.32	Loan Proceeds	-	-	-	-	-
580.10	Insurance Settlement	2,675	-	-	-	-
820.10	Sale of Surplus Property	-		-	-	-
890.10	Miscellaneous Income	50,775	15,000	35,000	35,000	35,000
891.10	Cash Shortage & Overage	(20)	-	-	-	-
980.110	From General Fund	-	-	-	30,000	30,000
990.100	Retained Earning Approp	-	268,589	31,000	-	-
Total	Stanly County Utilities Revenues	3,429,583	3,425,694	3,590,000	3,513,229	3,513,229

STANLY COUNTY
EXPENSES BY OBJECT
ADOPTED BUDGET FOR FISCAL YEAR 2018

641 STANLY COUNTY UTILITIES
7110 Administration

Account Number	Description	2016 Actual Expenses	2017 Original Budget	2018 Department Requested	2018 Manager Recommended	2018 Commission Adopted
Personnel						
121.000	Salaries & Wages-Regular	239,345	241,743	252,791	252,791	252,791
121.500	Salaries & Wages-Time Off Paid	153	-	-	-	-
127.000	Cell Phone Stipends	840	1,200	1,200	1,200	1,200
181.000	FICA/Medicare Tax	17,383	18,585	19,430	19,430	19,430
182.000	Retirement Expense	10,190	17,526	18,327	18,327	18,327
183.000	Health/Dental Insurance	49,650	51,610	55,115	55,115	55,115
185.000	Unemployment Insurance	30	1,070	1,070	1,070	1,070
186.000	Workers Compensation	5,975	5,326	5,592	5,592	5,592
189.000	Other Fringe Benefits	96	294	294	294	294
190.000	Professional Services	37,019	30,000	30,000	30,000	30,000
	Total Personnel	360,682	367,354	383,819	383,819	383,819
Supplies						
260.000	Office Supplies	232	1,500	1,000	1,000	1,000
261.000	Departmental Supplies	6,663	7,000	7,000	7,000	7,000
291.000	Data Processing	772	1,000	1,000	1,000	1,000
	Total Supplies	7,667	9,500	9,000	9,000	9,000
Current Obligations						
311.000	Travel P.O.V.	2,038	2,000	2,000	2,000	2,000
312.000	Training	2,640	3,000	3,000	3,000	3,000
321.000	Telephone Service	275	500	350	350	350
325.000	Postage	156	250	150	150	150
370.000	Advertising Expense	-	-	-	-	-
394.000	Cleaning Services	1,440	1,500	1,500	1,500	1,500
	Total Current Obligations	6,549	7,250	7,000	7,000	7,000
Fixed Charges						
430.000	Rental of Equipment	2,136	2,500	2,500	2,500	2,500
440.000	Service & Maint. Contract	225	500	450	450	450
451.000	Cyber Insurance Cost	113	116	116	116	116
491.000	Dues and Subscriptions	3,393	3,500	3,494	3,494	3,494
493.000	Bank Service Charges	14,678	15,000	15,000	15,000	15,000
	Total Fixed Charges	20,545	21,616	21,560	21,560	21,560
Debt Service						
752.000	DWSRF Principal 2011	-	4,921	4,921	4,921	4,921
	Total Debt Service	-	4,921	4,921	4,921	4,921
Contingency						
991.100	Contingency Appropriated	-	-	-	-	-
	Total Contingency	-	-	-	-	-
Total	Administration	395,443	410,641	426,300	426,300	426,300

STANLY COUNTY
EXPENSES BY OBJECT
ADOPTED BUDGET FOR FISCAL YEAR 2018

641 STANLY COUNTY UTILITIES
7120 Operations

Account Number	Description	2016 Actual Expenses	2017 Original Budget	2018 Department Requested	2018 Manager Recommended	2018 Commission Adopted
Personnel						
121.000	Salaries & Wages-Regular	348,943	370,535	334,831	370,361	370,361
121.500	Salaries & Wages-Time Off Paid	9,710	-	-	-	-
123.000	Salaries & Wages-On Call	13,465	12,000	12,000	12,000	12,000
126.000	Salaries & Wages-Part Time	-	21,332	29,781	29,781	29,781
127.000	Cell Phone Stipends	3,400	3,240	3,360	3,720	3,720
181.000	FICA/Medicare Tax	28,621	31,144	28,612	31,354	31,354
182.000	Retirement Expense	17,742	29,205	25,258	27,831	27,831
183.000	Health/Dental Insurance	109,230	113,597	110,230	121,253	121,253
185.000	Unemployment Insurance	73	2,354	2,493	2,707	2,707
186.000	Workers Compensation	12,899	11,499	12,074	12,074	12,074
190.000	Professional Services	17,737	20,000	15,000	15,000	15,000
199.000	Other Professional Services	18,577	10,000	15,000	15,000	15,000
	Total Personnel	580,396	624,906	588,639	641,081	641,081
Supplies						
212.000	Uniforms	12,565	13,500	13,500	13,500	13,500
251.000	Motor Fuels & Lubricants	18,969	25,000	25,000	25,000	25,000
253.000	Vehicle Parts & Supplies	1,401	3,000	3,000	3,000	3,000
261.000	Departmental Supplies	30,868	30,630	30,000	30,000	30,000
271.000	Purch. For Resale-Water	1,118,009	1,040,000	1,500,000	1,410,000	1,410,000
291.000	Data Processing Supplies	-	-	-	-	-
	Total Supplies	1,181,812	1,112,130	1,571,500	1,481,500	1,481,500
Current Obligations						
311.000	Travel P.O.V.	-	100	100	100	100
312.000	Training	4,626	7,500	7,500	7,500	7,500
321.000	Telephone Service	9,192	12,000	12,000	12,000	12,000
325.000	Postage	2,392	3,000	3,000	3,000	3,000
331.000	Electricity Expense	104,572	100,000	90,000	100,000	100,000
333.000	Natural Gas Expense	1,912	2,750	2,750	2,750	2,750
334.000	Water & Sewer Expense	396,778	405,000	420,000	420,000	420,000
351.000	Rep & Maint- Blg/Grounds	549	1,000	1,000	1,000	1,000
352.000	Rep & Maint- Equipment	2,601	4,000	4,000	4,000	4,000
353.000	Repair & Maint- Vehicles	18,587	10,000	10,000	10,000	10,000
354.000	Rep & Maint-Water System	175,446	179,000	151,504	151,504	151,504
355.000	Rep & Maint-Sewer System	28,905	30,000	35,000	35,000	35,000
370.000	Adverting	371	-	-	-	-
	Total Current Obligations	745,929	754,350	736,854	746,854	746,854

STANLY COUNTY
EXPENSES BY OBJECT
ADOPTED BUDGET FOR FISCAL YEAR 2018

641 STANLY COUNTY UTILITIES
7120 Operations

Account Number	Description	2016 Actual Expenses	2017 Original Budget	2018 Department Requested	2018 Manager Recommended	2018 Commission Adopted
Fixed Charges						
440.000	Service & Maint. Contract	780	1,000	1,040	1,040	1,040
451.000	Cyber Insurance Cost	249	269	269	269	269
452.000	Vehicle Insurance	3,517	3,547	3,547	3,547	3,547
453.000	Bonds and Other Insurance	-	1,500	1,500	1,500	1,500
454.000	Insurance Coverage Costs	20,500	12,742	12,742	13,529	13,529
491.000	Dues and Subscriptions	6,128	7,000	7,000	7,000	7,000
	Total Fixed Charges	31,174	26,058	26,098	26,885	26,885
Capital Outlay						
540.000	Motor Vehicles	-	-	80,000	-	-
550.000	Other Equipment	-	42,000	-	-	-
580.000	Bldgs,Structure,& Improve	-	60,000	55,000	55,000	55,000
595.000	Water Improvements	-	300,000	-	-	-
595.100	West Stanly Sewer	-	21,000	21,000	21,000	21,000
	Total Capital Outlay	-	423,000	156,000	76,000	76,000
Contracts						
699.000	Oth.Contracts,Grants,Sub	57,013	45,000	55,000	55,000	55,000
	Total Contracts	57,013	45,000	55,000	55,000	55,000
Total	Operations	2,596,324	2,985,444	3,134,091	3,027,320	3,027,320
Debt Service						
710.600	Utilities Dump Truck Principal	-	25,605	25,605	25,605	25,605
720.600	Utilities Dump Truck Interest	3,456	4,004	4,004	4,004	4,004
	Total Debt Service	3,456	29,609	29,609	29,609	29,609
Inv/Interfund Transfer						
991.100	Contingency Appropriated	-	-	-	30,000	30,000
	Total Inv/Interfund Transfer	-	-	-	30,000	30,000
Transfers to Other Funds						
981.631	To West Stanly WWTP	21,000	-	-	-	-
981.644	To Alonzo Road Meter Project	56,097	-	-	-	-
	Total Transfers	77,097	-	-	-	-
Total	Stanly County Utilities	3,072,319	3,425,694	3,590,000	3,513,229	3,513,229

STANLY COUNTY
REVENUES
ADOPTED BUDGET FOR FISCAL YEAR 2018

671 AIRPORT OPERATING
3453 Airport Revenues

Account Number	Description	2016 Actual Revenues	2017 Original Budget	2018 Department Requested	2018 Manager Recommended	2018 Commission Adopted
Revenues						
230.32	Vision 100 Entitlement	7,192	150,000	150,000	150,000	150,000
812.10	Aviation Gas Sales	163,070	157,712	179,000	165,000	165,000
813.10	Jet Fuel Sales	181,233	219,000	165,000	165,000	165,000
814.10	Oil Sales	2,415	2,500	2,300	2,300	2,300
860.15	Tie Down Fees	1,500	1,700	1,800	1,800	1,800
861.16	Hangar Rental	54,513	57,000	57,000	57,000	57,000
862.000	Airport Franchise Fees	4,500	4,500	4,500	4,500	4,500
491.12	Investment Earnings	66	100	100	100	100
820.10	Sale of Surplus Property	-	-	-	-	-
580.10	Insurance Settlements	4,109	-	-	-	-
860.14	Rent Income	6,000	7,500	7,500	7,500	7,500
860.16	Office Space Rent Income	2,075	-	7,000	7,000	7,000
890.10	Miscellaneous Income	3,183	150	1,150	1,150	1,150
893.15	Federal Excise Tax Return	9,591	6,000	5,000	5,000	5,000
980.110	From General Fund	268,517	259,347	318,056	326,896	326,896
Total	Airport Revenues	707,963	865,509	898,406	893,246	893,246

STANLY COUNTY
EXPENSES BY OBJECT
ADOPTED BUDGET FOR FISCAL YEAR 2018

671 AIRPORT OPERATING
4530 Airport Operations

Account Number	Description	2016 Actual Expenses	2017 Original Budget	2018 Department Requested	2018 Manager Recommended	2018 Commission Adopted
Personnel						
121.000	Salaries & Wages-Regular	171,152	176,068	182,237	182,237	182,237
121.500	Salaries & Wages-Time Off Paid	105	-	-	-	-
122.000	Salaries & Wages-Overtime	6,327	8,850	8,850	8,850	8,850
126.000	Salaries & Wages-Pt/Temp	19,542	22,500	23,175	23,175	23,175
127.000	Cell Phone Stipends	360	720	720	720	720
170.000	Board Member Expenses	5,270	6,500	6,500	6,500	6,500
181.000	FICA/Medicare Tax	14,689	16,392	16,717	16,717	16,717
182.000	Retirement Expense	6,768	13,433	13,212	13,212	13,212
183.000	Health/Dental Insurance	40,512	41,308	44,092	44,092	44,092
185.000	Unemployment	36	1,081	1,088	1,088	1,088
186.000	Workers Compensation	6,238	5,561	5,839	5,839	5,839
190.000	Professional Services	18,134	15,000	15,000	15,000	15,000
	Total Personnel	289,131	307,413	317,430	317,430	317,430
Supplies						
211.000	Janitorial Supplies	208	250	250	250	250
212.000	Uniforms	1,968	1,900	2,000	2,000	2,000
220.000	Food And Provisions	-	150	150	150	150
251.000	Motor Fuels & Lubricants	3,665	3,350	3,500	3,350	3,350
253.000	Vehicle Parts & Supplies	177	200	200	200	200
260.000	Office Supplies	265	300	400	400	400
261.000	Departmental Supplies	1,256	1,500	1,500	1,500	1,500
270.000	Purchases For Resale	2,105	2,000	2,000	2,000	2,000
272.000	Purch. For Resale-Avgas	141,611	95,000	112,125	125,000	125,000
273.000	Purch. For Resale-Jetfuel	102,446	125,000	112,000	112,000	112,000
291.000	Data Processing Supplies	65	300	1,000	1,000	1,000
	Total Supplies	253,765	229,950	235,125	247,850	247,850
Current Obligations						
311.000	Travel P.O.V.	478	500	500	500	500
312.000	Training	853	2,000	2,000	2,000	2,000
321.000	Telephone Service	19,083	16,500	17,500	17,500	17,500
325.000	Postage	243	300	300	300	300
331.000	Electricity Expense	27,185	29,000	30,000	29,000	29,000
333.000	Natural Gas	1,277	2,500	2,700	2,700	2,700
334.000	Water & Sewer Expense	1,886	2,000	2,000	2,000	2,000
339.000	Other Utilities Expense	689	690	700	700	700
351.000	Rep&Maint-Bldg & Grounds	13,080	12,000	28,885	25,000	25,000
351.300	Rep&Maint-Vision 100 Air Impro	7,991	166,667	166,667	166,667	166,667
352.000	Rep & Maint- Equipment	24,085	24,000	16,000	16,000	16,000
353.000	Repair & Maint- Vehicles	3,421	500	300	300	300
370.000	Advertising Expense	67	3,000	1,000	1,000	1,000
392.000	Laundry & Dry Cleaning	278	300	300	300	300
	Total Current Obligations	100,616	259,957	268,852	263,967	263,967

STANLY COUNTY
EXPENSES BY OBJECT
ADOPTED BUDGET FOR FISCAL YEAR 2018

671 AIRPORT OPERATING
4530 Airport Operations

Account Number	Description	2016 Actual Expenses	2017 Original Budget	2018 Department Requested	2018 Manager Recommended	2018 Commission Adopted
Fixed Charges						
430.000	Rental of Equipment	220	250	300	300	300
440.000	Service & Maint. Contract	26,268	26,370	26,600	26,600	26,600
451.000	Cyber Insurance Cost	136	147	147	147	147
452.000	Vehicle Insurance	727	732	732	732	732
453.000	Bonds and Other Insurance	-	13,000	13,000	13,000	13,000
454.000	Insurance Coverage Costs	20,538	5,490	5,490	5,490	5,490
491.000	Dues and Subscriptions	2,189	2,200	2,230	2,230	2,230
493.100	Credit Card Processing Fees	2,940	2,500	2,500	2,500	2,500
	Total Fixed Charges	53,017	50,689	50,999	50,999	50,999
Capital Outlay						
550.000	Other Equipment	-	17,500	13,000	13,000	13,000
580.000	Bldgs,Structure,& Improve	-	-	13,000	-	-
	Total Capital Outlay	-	17,500	26,000	13,000	13,000
Transfers to Other Funds						
981.675	To Terminal Improvement	-	-	-	-	-
	Total Capital Outlay	-	-	-	-	-
Total	Airport Operations	696,530	865,509	898,406	893,246	893,246

STANLY COUNTY
ADOPTED FEE SCHEDULE FOR FISCAL YEAR 2018

AGRI-CIVC CENTER

	2017 Adopted	2018 Requested	2018 Recommended	2018 Adopted	
Rental Rate per day:					
Friday-Sunday					
Theatre					
In County	$ 630.00	$ 650.00	$ 630.00	$ 630.00	
Out of County	1,495.00	1,515.00	1,495.00	1,495.00	
Lobby					
In County	$ 630.00	$ 650.00	$ 630.00	$ 630.00	
Out of County	1,495.00	1,515.00	1,495.00	1,495.00	
Theatre + Auditorium					
In County	1,200.00	1,200.00	1,200.00	1,200.00	
Out of County	2,900.00	2,900	2,900.00	2,900.00	
Education Center					
In County	$ 135.00	$ 135.00	$ 135.00	$ 135.00	
Out of County	215.00	215.00	215.00	215.00	
Conference Room					
In County	$ 80.00	$ 80.00	$ 80.00	$ 80.00	
Out of County	160.00	160.00	160.00	160.00	
Additional rehearsal non-profit/in county	55.00	55.00	55.00	55.00	
Additional rehearsal for-profit/in county	110.00	110.00	110.00	110.00	
Additional rehearsal out of county	150.00	150.00	150.00	150.00	
Monday-Thursday					
Theatre					
In County	$ 325.00	$ 325.00	$ 325.00	$ 325.00	
Out of County	865.00	865.00	865.00	865.00	
Lobby					
In County	$ 325.00	$ 325.00	$ 325.00	$ 325.00	
Out of County	865.00	865.00	865.00	865.00	
Theatre + Auditorium (NEW)					
In County	600.00	600.00	600.00	600.00	
Out of County	1,500.00	1,600	1,500.00	1,500.00	
Education Center					
In County	$ 80.00	$ 80.00	$ 80.00	$ 80.00	
Out of County	165.00	165.00	165.00	165.00	
Conference Room					
In County	$ 55.00	$ 55.00	$ 55.00	$ 55.00	
Out of County	110.00	110.00	110.00	110.00	

*Rentals include one free rehearsal with one performance day (excluding weekends).
**Rentals include general lighting, cables, cords, chairs, 3 easels, lectern, grand piano, 2 wired microphones, microphone stands, monitors, risers, podium, on-stage projection screen, sounds system, stanchions (6 available), and tables.
***Client will supply personnel to run projector during event. If Agri-Civic Center staff is requested to run projection, technical staff rates apply.

Additional Rentals:					
LCD Projector	$ 75.00	$ 75.00	$ 75.00	$ 75.00	
Wireless Microphones	25.00	25.00	25.00	25.00	
Additional Fees:					
Energy Fee	$ 100.00	$ 100.00	$ 100.00	$ 100.00	
Orchestra Pit Filler Relocation Fee	350.00	350.00	350.00	350.00	
Grand Piano Tuning	direct cost	direct cost	direct cost	direct cost	estimated $90-100
Set & Clean Up Fee	200.00	200.00	200.00	200.00	up to $200 at Director's Discretion
Parking Lot Convenience Fee	25.00	25.00	25.00	25.00	per day (no multi day discount)
Extra Service provided by Agri-Civic Center Staff	20.00	20.00	20.00	20.00	an hour with a 4 hour minimum

*Groups who desire to use the parking lot shall be required to sign a Facilities Use Contract, and supply a Certificate of Liability Insurance.
**Extra Service provided by Agri-Civic Center Staff includes sound, light, spot operators and other functions.

501(c)3 In-County, Certificate-holding non-profits discount (discount not applied to rehearsal dates):

One Day		N/A		
Two to Six Consecutive Days	20%	20%	20%	20%
Seven or More Consecutive Days	30%	30%	30%	30%

STANLY COUNTY
ADOPTED FEE SCHEDULE FOR FISCAL YEAR 2018

AIRPORT

	2017 Adopted	2018 Requested	2018 Recommended	2018 Adopted	
Rental Fees:					
Tie Downs	$ 25.00	$ 25.00	$ 25.00	$ 25.00	per month
Open T-Hangars	85.00	85.00	85.00	85.00	per month
Enclosed Small T-Hangar	250.00	250.00	250.00	250.00	per month
Enclosed Large T-Hangar	450.00	450.00	450.00	450.00	per month
Large Conference Room					
All day	150.00	150.00	150.00	150.00	
Half day	75.00	75.00	75.00	75.00	
Hourly 8 am to 8 pm	20.00	20.00	20.00	20.00	
Small Conference Room					
All day	50.00	50.00	50.00	50.00	
Half day	25.00	25.00	25.00	25.00	
Hourly 8 am to 8 pm	5.00	5.00	5.00	5.00	
Hourly after 8 pm	40.00	40.00	40.00	40.00	
Additional Fees:					
Audio/Visual for Large Conference Room	50.00	50.00	50.00	50.00	
Clean Up	100.00	100.00	100.00	100.00	
Fax Service					
Local	1.00	1.00	1.00	1.00	per page
Long Distance	2.00	2.00	2.00	2.00	per page
Xerox Copies	0.25	0.25	0.25	0.25	per page

*Deposit of $100 is required two weeks in advance to reserve large conference room and will serve as a potential cleanup fee.
If the reservation is canceled within 48 hours the deposit will be returned. Any less notification deposit will be retained.
The full amount for the half ($150) or full day ($300) is required by the day of and prior to the use of the large conference room.
If the conference room is left in clean and undamaged condition the $100 deposit will be returned.
**Rental of Conference Room includes coffee service.
***Catering and Cleanup is the responsibility of the lessee.
****Audio Visual is not included in the cost of the large conference room.
*****Full Day is considered 8 am to 8 pm (12 hours).
*****Half Day is considered 8 am to 2 pm or 2 pm to 8 pm (6 hours).
*****Continued usage of the conference room beyond six hours half day or twelve hours full day will be charged the additional per hour for the conference room in use.

Governmental agencies, school boards, aviation related groups, and any non-profit groups will not be charged for use of the conference rooms. However, coffee and supplies will be the responsibility of the group utilizing the rooms and will be responsible for any damages or extensive cleanup.

ANIMAL CONTROL

	2017 Adopted	2018 Requested	2018 Recommended	2018 Adopted
Adoptions Fees:				
Cats	$ 100.00	$ 100.00	$ 100.00	$ 100.00
Dogs	100.00	100.00	100.00	100.00
Reclaim Fees:				
Same Day During Normal Business Hours	-	-	-	-
After Normal Business Hours	-	-	-	-
Weekends	-	-	-	-
1st Redemption by Owner	$ 75.00	$ 75.00	$ 75.00	$ 75.00
2nd Redemption by Owner	100.00	100.00	100.00	100.00
3rd Redemption by Owner	150.00	150.00	150.00	150.00
Animal Caught in County Trap	75.00	75.00	75.00	75.00
Animal Obtained via Tranquilizer Gun	100.00	100.00	100.00	100.00
After Owner Contacted and a 24-Hour Period	$75 + $15/day	$75 + $15/day	$75 + $15/day	75 + $15/day
Other Fees:				
County Dog Listing	$ 6.00	$ 6.00	$ 6.00	$ 6.00
Confinement Fee	15.00	15.00	15.00	15.00 per day

STANLY COUNTY
ADOPTED FEE SCHEDULE FOR FISCAL YEAR 2018

CENTRAL PERMITTING
INSPECTIONS, PLANNING & ZONING, & ENVIRONMENTAL HEALTH

COMMERCIAL

	2017 Adopted	2018 Requested	2018 Recommended	2018 Adopted	
Commercial Construction Permits:					
Commercial & Industrial	$ 4.85	$ 4.85	$ 4.85	$ 4.85	per thousand of estimated cost of project
Commercial & Industrial	75.00	75.00	75.00	75.00	per square foot whichever is greater
Additions, Renovations or Alterations	4.85	4.85	4.85	4.85	per thousand of estimated cost of project
Additions, Renovations or Alterations	75.00	75.00	75.00	75.00	per square foot whichever is greater
Group S and Shell Buildings	25.00	25.00	25.00	25.00	per square foot
Commercial Modular Units	325.00	325.00	325.00	325.00	per unit
Working without a permit fee		double fee cost			

*Total estimated cost includes the building, electrical, mechanical, plumbing and grading site work.
**There is a $50.00 minimum on any permits.

Commercial Electrical Permits:					
New Service	$ 0.55	$ 0.55	$ 0.55	$ 0.55	per amp
Change of Service	0.50	0.50	0.50	0.50	per amp
Sub-Panels	0.50	0.50	0.50	0.50	per amp
New Installation Without New Service or Sub-panel	1.25	1.25	1.25	1.25	for up to 25 outlets
Additional Outlets	0.75	0.75	0.75	0.75	each outlet
Construction Trailer	0.55	0.55	0.55	0.55	per amp
Transformers	50.00	50.00	50.00	50.00	each
Generators	50.00	50.00	50.00	50.00	each
Saw Service	50.00	50.00	50.00	50.00	each
Sewer Pump	50.00	50.00	50.00	50.00	each
Elevators	50.00	50.00	50.00	50.00	each
Swimming Pool	75.00	75.00	75.00	75.00	
Signs	50.00	50.00	50.00	50.00	each
Temporary Power Agreement	75.00	75.00	75.00	75.00	
Temporary Power Extensions	75.00	75.00	75.00	75.00	
Working without a permit fee		double fee cost			

*Outlets are light fixtures, switches, receptacles, disconnects, starters, electrical equipment.
**There is a $50.00 minimum on any permits.

Commercial Solar Farms:					
Per Megawatt up to 5 MW	$ 800.00	$ 800.00	$ 800.00	$ 800.00	
Per Megawatt up to 5 to 10 MW	650.00	650.00	650.00	650.00	
Per Megawatt over 10 MW	575.00	575.00	575.00	575.00	

Commercial Mechanical Permits:					
Heat Pumps, Gas Furnaces, Oil Furnaces, Package Units	$ 60.00	$ 60.00	$ 60.00	$ 60.00	per unit
Mini Split Systems	50.00	50.00	50.00	50.00	per unit
A/C Units Only	50.00	50.00	50.00	50.00	per unit
Boiler System	60.00	60.00	60.00	60.00	
Fan Coil box, Vav Box, Terminal Box	50.00	50.00	50.00	50.00	each
Chiller	60.00	60.00	60.00	60.00	
Duct Work Only	50.00	50.00	50.00	50.00	
Unit Heaters	50.00	50.00	50.00	50.00	first unit
Additional Units	40.00	40.00	40.00	40.00	per unit
Wall Heaters	50.00	50.00	50.00	50.00	
Radiant Heat System	50.00	50.00	50.00	50.00	
Gas Logs, Lights, Grill, Water Heater	60.00	60.00	60.00	60.00	
Gas Line Only	50.00	50.00	50.00	50.00	
Change Out	60.00	60.00	60.00	60.00	per unit
Hood System	60.00	60.00	60.00	60.00	first hood
Additional Hoods	40.00	40.00	40.00	40.00	each hood
Exhaust Fans	50.00	50.00	50.00	50.00	first fan
Additional Fans	40.00	40.00	40.00	40.00	each fan
Refrigeration	50.00	50.00	50.00	50.00	
Working without a permit fee		double fee cost			

**There is a $50.00 minimum on any permits.

STANLY COUNTY
ADOPTED FEE SCHEDULE FOR FISCAL YEAR 2018

	2017 Adopted	2018 Requested	2018 Recommended	2018 Adopted	
Commercial Plumbing Permits:					
Plumbing Fixtures	$ 3.75	$ 3.75	$ 3.75	$ 3.75	per fixtures
Water/Sewer Lines	30.00	30.00	30.00	30.00	
Water and/or Sewer Service	50.00	50.00	50.00	50.00	
Water Heater Change Out	50.00	50.00	50.00	50.00	
Gas Line	50.00	50.00	50.00	50.00	
Water Softener	50.00	50.00	50.00	50.00	
Irrigation	50.00	50.00	50.00	50.00	
Fire Sprinkler	50.00	50.00	50.00	50.00	excludes City of Albemarle
Working without a permit fee		double fee cost			

*Fixtures are sinks, toilets, tubs, urinals, bidet, washer, water fountains, floor sinks, floor drains, grease traps, clean outs, water heaters, hose bibbs, expansion tanks, backflow preventers, fixture receiving water supply.

Commercial Inspections Plan Review Fee:					
Estimated Cost $1- $90,000	$ 75.00	$ 75.00	$ 75.00	$ 75.00	
Estimated Cost $90,001 to $500,000	250.00	250.00	250.00	250.00	
Estimated Cost over $500,000	400.00	400.00	400.00	400.00	
Express Review	600.00	600.00	600.00	600.00	per hour

Express Review plans are to be reviewd with 48 hours only Monday-Thursday. Preminary Review is requried to determine if feasible at the discretion of Inspections Department

Re-inspection Fee**	$ 50.00	$ 50.00	$ 50.00	$ 50.00	
ABC Inspection	100.00	100.00	100.00	100.00	
Daycare Permit	100.00	100.00	100.00	100.00	
Demolition Permit	100.00	100.00	100.00	100.00	
Change of Occupancy/Info/Use Inspections	100.00	100.00	100.00	100.00	
Permit refunded within first 6 months with no inspections start	25.00	25.00	25.00	25.00	
Working without a permit fee					

**These permits include building, electrical, mechanical, and plumbing inspections.
**Re-inspection fee applies to projects that have same violations not corrected on the second trip to job site.

A permit issued pursuant to G.S. 153-A-357 expire six months, or lesser time fixed by ordinance of the county. After date of issuance if the work authorized by the permit has not commenced, or if the commencement work is discontinued for a period of twelve months, the permit expires immediately. No work can be performed until a new permit has been secured. (G.S. 153-358)

Commercial Zoning Fees:					
Rezoning up to 5 acres	$ 100.00	$ 100.00	$ 100.00	$ 100.00	
Rezoning greater than 5 acres	100.00	100.00	100.00	100.00	
Additional Acre over 5	10.00	10.00	10.00	10.00	per acre
Vested Rights	500.00	500.00	500.00	500.00	
Conditional Use Permit District Rezoning	100.00	100.00	100.00	100.00	plus Recording Cost
Additional Acre over 5	10.00	10.00	10.00	10.00	per acre
Conditional Use Permit Revision	100.00	100.00	100.00	100.00	plus Recording Cost
Conditional Use Permit-Planned Unit Develop District Rezoni	1,000.00	1,000.00	1,000.00	1,000.00	
Additional Acre over 100	5.00	5.00	5.00	5.00	per acre
Conditional Use Permit-Planned Unit Develop District Revisio	500.00	500.00	500.00	500.00	plus Recording Cost
Watershed 10/70 Allocation	200.00	200.00	200.00	200.00	per acre
Manufactured Home Park review	300.00	300.00	300.00	300.00	
Plus each Manufactured Home Park Space	15.00	15.00	15.00	15.00	per space
Manufactured Home Park Inspection	50.00	50.00	50.00	50.00	
Additional Manufactured Home Park Space	5.00	5.00	5.00	5.00	per unit over 10
Text Amendment	100.00	100.00	100.00	100.00	
Cell Tower Overlay Application	3,000.00	3,000.00	3,000.00	3,000.00	
Cell Tower Overlay Application Modification	350.00	350.00	350.00	350.00	
Cell Tower Annual Compliance Inspection	100.00	100.00	100.00	100.00	

Commercial Subdivisions:					
Minor	$ 25.00	$ 25.00	$ 25.00	$ 25.00	plus Recording Cost
Improvements Bonding Review	25.00	25.00	25.00	25.00	
Bond Release/Renewal or Reduction	25.00	25.00	25.00	25.00	
Final Plat, each approval	200.00	200.00	200.00	200.00	plus Recording Cost
Major-Sketch, each review	50.00	50.00	50.00	50.00	
Preliminary, each approval by Planning Board	150.00	150.00	150.00	150.00	

STANLY COUNTY
ADOPTED FEE SCHEDULE FOR FISCAL YEAR 2018

	2017 Adopted	2018 Requested	2018 Recommended	2018 Adopted	
Commercial Subdivisions Road Name Sign:					
Regular (2 blades, steel post w/cap, installed)	$ 119.00	$ 119.00	$ 119.00	$ 119.00	
Rename an existing road	200.00	200.00	200.00	200.00	plus replacement sign cost
Theft Deterrent signs	169.00	169.00	169.00	169.00	per sign
Commercial Board of Adjustment:					
Appeal/Admin/Review	$ 50.00	$ 50.00	$ 50.00	$ 50.00	
Special Use Permit	150.00	150.00	150.00	150.00	
Variance request	150.00	150.00	150.00	150.00	
Commercial Zoning Violations:					
1st Offense	$ 50.00	$ 50.00	$ 50.00	$ 50.00	
2nd Offense	200.00	200.00	200.00	200.00	
3rd and Continuing Offense	500.00	500.00	500.00	500.00	
Late Fee	10.00	10.00	10.00	10.00	
Commercial Zoning Applications:					
Accessory Buildings (less than 2,000 sq. ft.)	$ 10.00	$ 10.00	$ 10.00	$ 10.00	
Accessory Buildings (more than 2,000 sq. ft.)	20.00	20.00	20.00	20.00	
Cell Tower co-location (on existing tower)	500.00	500.00	500.00	500.00	
Change of Use/Occupancy	50.00	50.00	50.00	50.00	additional to other fees
Commercial - new and additions up to 5,000 sq foot	50.00	50.00	50.00	50.00	
Commercial - new and additions over 5,000 sq foot	100.00	100.00	100.00	100.00	
Industrial- new and additions up to 5,000 sq foot	75.00	75.00	75.00	75.00	
Industrial- new and additions over 5,000 sq foot	150.00	150.00	150.00	150.00	
Commercial & Industrial Renovations w/ no sq. footage adde	20.00	20.00	20.00	20.00	additional to other fees
Watershed/Flood	35.00	35.00	35.00	35.00	per lot
Commercial Signs:					
Free Standing/Wall/Ground Signs	$ 10.00	$ 10.00	$ 10.00	$ 10.00	
plus signs per sq. foot	0.50	0.50	0.50	0.50	per sq foot
All Other Signs	10.00	10.00	10.00	10.00	
plus signs per sq. foot	0.50	0.50	0.50	0.50	per sq foot
Temporary Signs	15.00	15.00	15.00	15.00	each posting/ or event
Billboards/Off Premise Advertising	300.00	300.00	300.00	300.00	
plus signs per sq. foot	1.00	1.00	1.00	1.00	per sq foot
Commercial Miscellaneous Planning Fees:					
Re-inspect a Planning Permit	$ 10.00	$ 10.00	$ 10.00	$ 10.00	
Ordinances/Plans/Verification-copies					free if emailed
Flood, Zoning, Subdivision, Watershed	0.10	0.10	0.10	0.10	per page
Land Use Plan	50.00	50.00	50.00	50.00	
Zoning Verification Letter (DMV, ALE, etc.)	10.00	10.00	10.00	10.00	
Color Copies (8.5"x11")	1.00	1.00	1.00	1.00	per page
Color Copies (8.5"x14")	2.00	2.00	2.00	2.00	per page
Manufactured Home Surcharge for AMH Program	25.00	25.00	25.00	25.00	addition to other new and used mh's fees
Abandoned Manufactured Home Participation Fee	350.00	350.00	350.00	350.00	per section
Commercial Environmental Health On-Site Fees:					
Site Evaluation (two-acres)	$ 150.00	$ 150.00	$ 150.00	$ 150.00	
Non-Residential Site Evaluation >600gpd	150.00	150.00	150.00	150.00	
Application for Construction Authorization	50.00	50.00	50.00	50.00	
Construction Authorization:					
Type I, II and III systems w/o a pump	50.00	50.00	50.00	50.00	
Type III with pump & Type IV systems	150.00	150.00	150.00	150.00	
Type V and VI systems	450.00	450.00	450.00	450.00	
Expansions	100.00	100.00	100.00	100.00	
Layout Change	100.00	100.00	100.00	100.00	
Transfer of Construction Authorization	100.00	100.00	100.00	100.00	
Existing System Inspection-Reconnection	100.00	100.00	100.00	100.00	
Existing System Inspection site visit necessary	75.00	75.00	75.00	75.00	
Existing System Inspection site visit not necessary	25.00	25.00	25.00	25.00	
Extra visits due to site improperly prepared	50.00	50.00	50.00	50.00	

STANLY COUNTY
ADOPTED FEE SCHEDULE FOR FISCAL YEAR 2018

	2017 Adopted	2018 Requested	2018 Recommended	2018 Adopted	
Commercial Well Programs:	-				
Well Permit Application	$ 50.00	$ 50.00	$ 50.00	$ 50.00	
Well Permit (New wells - includes initial water sample)	200.00	200.00	200.00	200.00	
Abandonment Well Permit	75.00	75.00	75.00	75.00	
Extra visits due to site improperly prepared (Includes site evaluations, existing system inspections and well permit evaluations)	50.00	50.00	50.00	50.00	
Commercial Water Samples:					
Full Well Panel- includes full inorganic panel & microbiology	$ 92.00	$ 92.00	$ 92.00	$ 92.00	
Microbiology					
Total Coliform/E. coli, P/A - Enzymatic	$ 38.00	$ 38.00	$ 38.00	$ 38.00	
Total Coliform/E. coli, MPN - Enzymatic	41.00	41.00	41.00	41.00	
Fecal Coliform, MPN (Quantitray - Enzymatic	41.00	41.00	41.00	41.00	
Enterococcus, MPN (Quantitray) Enzymatic	41.00	41.00	41.00	41.00	
Iron Bacteria	43.00	43.00	43.00	43.00	
Sulfur/Sulfate - Reducing bacteria	52.00	52.00	52.00	52.00	
Pseudomonas - MTF or MPN (Quantitray) Enzymatic	41.00	41.00	41.00	41.00	
Heterotrophic Plate Count	35.00	35.00	35.00	35.00	
Inorganic Chemistry					
Inorganic Panel (Metals, Anions, Nitrate/Nitrite)	$ 82.00	$ 82.00	$ 82.00	$ 82.00	
Inorganic Panel (Metals, Anions)	77.00	77.00	77.00	77.00	
Metals Panel	72.00	72.00	72.00	72.00	
Heaxavlent Chromium	70.00	70.00	70.00	70.00	
Individual Metals (1-3 maximum from above, plus Uranium)	57.00	57.00	57.00	57.00	
Lead Follow-up testing	73.00	73.00	73.00	73.00	
Disinfection By-Products-(Bromide, Bromate, Chlorite,	52.00	52.00	52.00	52.00	
Chlorate, Anions - Flouride, Chloride, and Sulfate	52.00	52.00	52.00	52.00	
Flouride	40.00	40.00	40.00	40.00	
Nitrate/Nitrite	41.00	41.00	41.00	41.00	
Arsenic Speciation	42.00	42.00	42.00	42.00	
Organic Chemistry					
Pesticides	$ -	$ -	$ -	$ -	
Herbicides	-	-	-	-	
Chlorinated Pesticides	95.00	95.00	95.00	95.00	
Nitrogen-Phosphorus Pesticides	95.00	95.00	95.00	95.00	
Glyphosate	95.00	95.00	95.00	95.00	
EDB,DBCP and TCP	95.00	95.00	95.00	95.00	
Carbomates	95.00	95.00	95.00	95.00	
Chlorinated Acid Herbicides	95.00	95.00	95.00	95.00	
Synthetic Organic Chemicals (SOC) scan	95.00	95.00	95.00	95.00	
Petroleum Products	95.00	95.00	95.00	95.00	
Volatile Organic Chemicals	91.00	91.00	91.00	91.00	
Commercial Food, Lodging, and Institution Fees:					
Swimming Pool Permit-Seasonal	$ 75.00	$ 75.00	$ 75.00	$ 75.00	
Swimming Pool Permit-Annual	150.00	150.00	150.00	150.00	
Swimming Pool Reinspections fee	75.00	75.00	75.00	75.00	pools not ready as notified by owner/operator
Swimming Pool Plan Review	350.00	350.00	350.00	350.00	
Tattoo Artist	300.00	300.00	300.00	300.00	
Plan Review- PC & MFU	75.00	75.00	75.00	75.00	
Plan Review-Food Stands	125.00	125.00	125.00	125.00	
Plan Review-Restaurant	250.00	250.00	250.00	250.00	
Walk-Through for proposed new food service facility	50.00	50.00	50.00	50.00	
Temporary Food Establishment (TFE) Permit	75.00	75.00	75.00	75.00	state established fee
Limited Food Service Establishment (LFSE) Permit	75.00	75.00	75.00	75.00	state established fee
Working without a permit fee		double fee cost			
Commercial Other Central Permitting Fees:					
NSF Check Fee	$ 25.00	$ 25.00	$ 25.00	$ 25.00	
Late Fee for billed customers	1%	1%	1%	1%	of total minimum of $5.00 charge
Technology Fee	2.5%	2.5%	2.5%	2.5%	
Administrative Fee	25.00	25.00	25.00	25.00	

All fees are nonrefundable once work has begun on the service request. There will be a $25.00 administrative fee for .
refunds within 6 months of the request for service. After 6 months there is no refund.

STANLY COUNTY
ADOPTED FEE SCHEDULE FOR FISCAL YEAR 2018

CENTRAL PERMITTING
INSPECTIONS, PLANNING & ZONING, & ENVIRONMENTAL HEALTH

RESIDENTIAL

	2017 Adopted	2018 Requested	2018 Recommended	2018 Adopted	
Residential Permits:					
One and Two Family Dwellings & Townhouses	$ 3.85	$ 3.85	$ 3.85	$ 3.85	per thousand of estimated cost of project
One and Two Family Dwellings & Townhouses	85.00	85.00	85.00	85.00	per square foot whichever is greater
Without adding Square Footage	3.85	3.85	3.85	3.85	per thousand of estimated cost of project
Additions to Existing Structures (Habitable Space)	3.85	3.85	3.85	3.85	per thousand of estimated cost of project
Additions to Existing Structures (Habitable Space)	85.00	85.00	85.00	85.00	per square foot whichever is greater
Roof Covered Additions and Accessory Structures	3.85	3.85	3.85	3.85	per thousand of estimated cost of project
Roof Covered Additions and Accessory Structures	35.00	35.00	35.00	35.00	per square foot whichever is greater
Finished/Heated Bonus Rooms above Detached Garages	85.00	85.00	85.00	85.00	per square foot
Structures without Roofs	3.85	3.85	3.85	3.85	per thousand of estimated cost of project
Improvements and Repairs	3.85	3.85	3.85	3.85	per thousand of estimated cost of project
Working without a permit fee		double fee cost			
Residential Modular Home Permits:					
Factory Constructed Modular Unit	$ 300.00	$ 300.00	$ 300.00	$ 300.00	
Site Built Habitable Additions	3.85	3.85	3.85	3.85	per thousand of estimated cost of project
Site Built Habitable Additions	85.00	85.00	85.00	85.00	per square foot whichever is greater
Site Built Non-Habitable Additions	3.85	3.85	3.85	3.85	per thousand of estimated cost of project
Site Built Non-Habitable Additions	35.00	35.00	35.00	35.00	per square foot whichever is greater
Decks	3.85	3.85	3.85	3.85	per thousand of estimated cost of project
Working without a permit fee		double fee cost			
Residential Moved Home Permits:					
Home	$ 300.00	$ 300.00	$ 300.00	$ 300.00	
Additions	3.85	3.85	3.85	3.85	per thousand of estimated cost of project
Additions	85.00	85.00	85.00	85.00	per square foot whichever is greater
Non-Habitable Additions	3.85	3.85	3.85	3.85	per thousand of estimated cost of project
Non-Habitable Additions	35.00	35.00	35.00	35.00	per square foot whichever is greater
Decks	3.85	3.85	3.85	3.85	per thousand of estimated cost of project
Working without a permit fee		double fee cost			

*Total estimated cost includes the building, electrical, mechanical, plumbing and grading site work.
**There is a $50.00 minimum on any permit.
***Remodeling, Alteration and Changes to Load Bearing Parts of Structure must exceed $15,000 without adding square footage.
****Accessory Structures includes garages, carports, porches, unheated storage buildings, and boat houses.
*****Structures without a roof includes decks, patios, piers, steps, and seawalls.
******Improvements and Repairs include swimming pools, re-roofing, siding, and any domestics over $5,000.
*******Moved Home Permit is a fee for taking a home off the foundation and transporting to another location. All other fees still apply.

Residential Mobile Home Permits:					
Single Wide Unit*	$ 225.00	$ 225.00	$ 225.00	$ 225.00	
Double Wide Unit	275.00	275.00	275.00	275.00	
Triple Wide Unit	275.00	275.00	275.00	275.00	
Working without a permit fee		double fee cost			

*Residential Mobile Home Permit includes decks, porches, step, and underpinning.

Residential Inspections Miscellaneous Permits and Fees:					
Homeowner Recovery Fee*	$ 10.00	$ 10.00	$ 10.00	$ 10.00	per applicable permit
Re-inspection Fee**	50.00	50.00	50.00	50.00	per trade
Daycare Inspection	100.00	100.00	100.00	100.00	
Demolition	50.00	50.00	50.00	50.00	
Change of Occupancy/Info/Use Inspections	100.00	100.00	100.00	100.00	
Group Home Inspections	100.00	100.00	100.00	100.00	
Permit refunded within first 6 months with no inspections start	25.00	25.00	25.00	25.00	
Working without a permit fee		double fee cost			

*Homeowner Recovery Fee applies to work performed by Licensed General Contractors on single family homes.
**Re-inspection fee applies to projects that have same violations not corrected on the second trip to job site.
***Moved Home Permit is a fee for taking a home off the foundation and transporting to another location. All other fees still apply.

A permit issued pursuant to G.S. 153-A-357 expire six months, or lesser time fixed by ordinance of the county. Six months after date of issuance if the work authorized by the permit has not commenced, or if the commencement work is discontinued for a period of twelve months, the permit expires immediately. No work can be performed until a new permit has been secured. (G.S. 153-358)

STANLY COUNTY
ADOPTED FEE SCHEDULE FOR FISCAL YEAR 2018

	2017 Adopted	2018 Requested	2018 Recommended	2018 Adopted	
Residential Electrical Permits:					
New Service	$ 0.50	$ 0.50	$ 0.50	$ 0.50	per amp
Change of Service/Panel Replacement	0.40	0.40	0.40	0.40	per amp
Modular Home	0.40	0.40	0.40	0.40	per amp
Mobile Home	0.40	0.40	0.40	0.40	per amp
Wiring mechanical Equipment	50.00	50.00	50.00	50.00	
Generators	50.00	50.00	50.00	50.00	
Sewer Pumps	50.00	50.00	50.00	50.00	
Saw Services	75.00	75.00	75.00	75.00	
Swimming Pools	50.00	50.00	50.00	50.00	
Load Controls	50.00	50.00	50.00	50.00	
Swimming Pools in ground	75.00	75.00	75.00	75.00	
Swimming Pools above ground	50.00	50.00	50.00	50.00	
Repairs	50.00	50.00	50.00	50.00	
**There is a $50.00 minimum on any permit.					
Working without a permit fee					
Residential Mechanical Permits:					
Heat Pumps, Gas Furnaces, Oil Furnaces, Package Units	$ 55.00	$ 55.00	$ 55.00	$ 55.00	per unit
Mini Split Systems	50.00	50.00	50.00	50.00	per unit
A/C Units Only	50.00	50.00	50.00	50.00	per unit
Duct Work Only	50.00	50.00	50.00	50.00	
Change Out	55.00	55.00	55.00	55.00	
Unit Heaters	50.00	50.00	50.00	50.00	
Wall Heaters	50.00	50.00	50.00	50.00	
Radiant Heat System	50.00	50.00	50.00	50.00	
Gas Logs, Lights, Grill, Water Heater	50.00	50.00	50.00	50.00	
Gas Line Only	50.00	50.00	50.00	50.00	
Boiler System	55.00	55.00	55.00	55.00	
Modular Home Connections	55.00	55.00	55.00	55.00	
Mobile Home Connections	40.00	40.00	40.00	40.00	
Working without a permit fee		double fee cost			
Residential Plumbing Permits:					
Plumbing Fixtures	$ 3.75	$ 3.75	$ 3.75	$ 3.75	per fixtures
Water/Sewer Lines	30.00	30.00	30.00	30.00	
Water and/or Sewer Service	50.00	50.00	50.00	50.00	
Water Heater Change Out	50.00	50.00	50.00	50.00	
Gas Line	50.00	50.00	50.00	50.00	
Water Softener	50.00	50.00	50.00	50.00	
Irrigation	50.00	50.00	50.00	50.00	
Fire Sprinkler	50.00	50.00	50.00	50.00	excludes City of Albemarle
Working without a permit fee		double fee cost			

*Fixtures are sinks, toilets, tubs, urinals, bidet, washer, water fountains, floor sinks, floor drains, grease traps, clean outs, water heaters, hose bibbs, expansion tanks, backflow preventers, fixture receiving water supply.

Residential Zoning Fees:					
Rezoning up to 5 acres	$ 100.00	$ 100.00	$ 100.00	$ 100.00	
Rezoning greater than 5 acres	100.00	100.00	100.00	100.00	
Additional Acre over 5	10.00	10.00	10.00	10.00	per acre
Rezoning to an Overlay Zoning District	300.00	300.00	300.00	300.00	per acre
Vested Rights	500.00	500.00	500.00	500.00	
Conditional Use Permit District Rezoning	100.00	100.00	100.00	100.00	plus Recording Cost
Additional Acre over 5	10.00	10.00	10.00	10.00	per acre
Conditional Use Permit Revision	100.00	100.00	100.00	100.00	plus Recording Cost
Conditional Use Permit-Planned Unit Develop District Rezoni	1,000.00	1,000.00	1,000.00	1,000.00	
Additional Acre over 100	5.00	5.00	5.00	5.00	per acre
Conditional Use Permit-Planned Unit Develop District Revisio	500.00	500.00	500.00	500.00	plus Recording Cost
Watershed 10/70 allocation	200.00	200.00	200.00	200.00	per acre
Manufactured Home Park review	300.00	300.00	300.00	300.00	
Plus Manufactured Home Park Space	15.00	15.00	15.00	15.00	per space
Manufactured Home Park Inspection	50.00	50.00	50.00	50.00	
Additional Manufactured Home Park Space	5.00	5.00	5.00	5.00	per unit over 10
Text Amendment	100.00	100.00	100.00	100.00	

STANLY COUNTY
ADOPTED FEE SCHEDULE FOR FISCAL YEAR 2018

	2017 Adopted	2018 Requested	2018 Recommended	2018 Adopted	
Residential Subdivisions:					
Minor	$ 25.00	$ 25.00	$ 25.00	$ 25.00	plus Recording Cost
Improvements bonding review	25.00	25.00	25.00	25.00	
Bond release/renewal or reduction	25.00	25.00	25.00	25.00	
Final Plat, each approval	200.00	200.00	200.00	200.00	plus Recording Cost
Major-Sketch, each review	50.00	50.00	50.00	50.00	
Preliminary, each approval by Planning Board	150.00	150.00	150.00	150.00	
Residential Subdivisions Road Name Sign:					
Regular (2 blades, steel post w/cap, installed)	$ 119.00	$ 119.00	$ 119.00	$ 119.00	
Rename an existing road	200.00	200.00	200.00	200.00	plus replacement sign cost
Theft Deterrent signs	169.00	169.00	169.00	169.00	
Residential Board of Adjustment:					
Appeal/Admin/Review	$ 50.00	$ 50.00	$ 50.00	$ 50.00	
Special Use Permit	150.00	150.00	150.00	150.00	
Variance request	150.00	150.00	150.00	150.00	
Residential Zoning Violations:					
1st Offense	$ 50.00	$ 50.00	$ 50.00	$ 50.00	
2nd Offense	200.00	200.00	200.00	200.00	
3rd and Continuing Offense	500.00	500.00	500.00	500.00	
Late Fee	10.00	10.00	10.00	10.00	
Residential Zoning Applications:					
Accessory Buildings (less than 2,000 sq. ft.)	$ 20.00	$ 20.00	$ 20.00	$ 20.00	
Accessory Buildings (more than 2,000 sq. ft.)	20.00	20.00	20.00	20.00	
Change of Use/Occupancy	50.00	50.00	50.00	50.00	additional to other fees
Renovations with no sq. footage added	20.00	20.00	20.00	20.00	additional to other fees
Manufactured Homes	50.00	50.00	50.00	50.00	per dwelling unit
Site Built Homes	50.00	50.00	50.00	50.00	per dwelling unit
Rural or Customary Home Occupation	35.00	35.00	35.00	35.00	
Watershed/Flood	35.00	35.00	35.00	35.00	per lot
Residential Miscellaneous Planning Fees:					
Re-inspect a planning permit	$ 10.00	$ 10.00	$ 10.00	$ 10.00	
Ordinances/Plans/Verification-copies					free if emailed
Flood, Zoning, Subdivision, Watershed	0.10	0.10	0.10	0.10	per page
Land Use Plan	50.00	50.00	50.00	50.00	
Zoning Verification Letter (DMV, ALE, etc.)	10.00	10.00	10.00	10.00	
Color copies (8.5"x11")	1.00	1.00	1.00	1.00	per page
Color copies (8.5"x14")	2.00	2.00	2.00	2.00	per page
Manufactured Home Surcharge for AMH Program	25.00	25.00	25.00	25.00	addition to other new and used mh's fees
Abandoned Manufactured Home Participation Fee	350.00	350.00	350.00	350.00	per section
Residential On-Site Fees:					
Site Evaluation (two-acres)	$ 150.00	$ 150.00	$ 150.00	$ 150.00	
Application for Construction Authorization	50.00	50.00	50.00	50.00	
Construction Authorization:					
Type I, II and III systems w/o a pump	50.00	50.00	50.00	50.00	
Type III with pump & Type IV systems	150.00	150.00	150.00	150.00	
Type V and VI systems	450.00	450.00	450.00	450.00	
Expansions	100.00	100.00	100.00	100.00	
Layout Change	100.00	100.00	100.00	100.00	
Transfer of Construction Authorization	100.00	100.00	100.00	100.00	
Existing System Inspection-Reconnection	100.00	100.00	100.00	100.00	
Existing System Inspection site visit necessary	75.00	75.00	75.00	75.00	
Existing System Inspection site visit not necessary	25.00	25.00	25.00	25.00	
Extra visits due to site improperly prepared	50.00	50.00	50.00	50.00	
Residential Well Programs:					
Well Permit Application	$ 50.00	$ 50.00	$ 50.00	$ 50.00	
Well Permit (New wells - includes initial water sample)	200.00	200.00	200.00	200.00	
Abandonment Well Permit	75.00	75.00	75.00	75.00	
Extra visits due to site improperly prepared (Includes site evaluations, existing system inspections and well permit evaluations)	50.00	50.00	50.00	50.00	
Residential Water Samples:					
Full Well Panel - includes full inorganic panel and microbiolog	$ 92.00	$ 92.00	$ 92.00	$ 92.00	

STANLY COUNTY
ADOPTED FEE SCHEDULE FOR FISCAL YEAR 2018

	2017 Adopted	2018 Requested	2018 Recommended	2018 Adopted	
Microbiology					
Total Coliform/E. coli, P/A - Enzymatic	$ 38.00	$ 38.00	$ 38.00	$ 38.00	
Total Coliform/E. coli, MPN - Enzymatic	41.00	41.00	41.00	41.00	
Fecal Coliform, MPN (Quantitray - Enzymatic	41.00	41.00	41.00	41.00	
Enterococcus, MPN (Quantitray) Enzymatic	41.00	41.00	41.00	41.00	
Iron Bacteria	43.00	43.00	43.00	43.00	
Sulfur/Sulfate - Reducing bacteria	52.00	52.00	52.00	52.00	
Pseudomonas - MTF or MPN (Quantitray) Enzymatic	41.00	41.00	41.00	41.00	
Heterotrophic Plate Count	35.00	35.00	35.00	35.00	
Inorganic Chemistry					
Inorganic Panel (Metals, Anions, Nitrate/Nitrite)	$ 82.00	$ 82.00	$ 82.00	$ 82.00	
Inorganic Panel (Metals, Anions)	77.00	77.00	77.00	77.00	
Metals Panel	72.00	72.00	72.00	72.00	
Hexavalent Chromium	70.00	70.00	70.00	70.00	
Individual Metals (1-3 maximum from above, plus Uranium)	57.00	57.00	57.00	57.00	
Lead Follow-up testing	73.00	73.00	73.00	73.00	
Disinfection By-Products-(Bromide, Bromate, Chlorite,	52.00	52.00	52.00	52.00	
Chlorate, Anions - Flouride, Chloride, and Sulfate	52.00	52.00	52.00	52.00	
Flouride	40.00	40.00	40.00	40.00	
Nitrate/Nitrite	41.00	41.00	41.00	41.00	
Arsenic Speciation	42.00	42.00	42.00	42.00	
Organic Chemistry					
Chlorinated Pesticides	95.00	95.00	95.00	95.00	
Nitrogen-Phosphorus Pesticides	95.00	95.00	95.00	95.00	
Glyphosate	95.00	95.00	95.00	95.00	
EDB,DBCP and TCP	95.00	95.00	95.00	95.00	
Carbomates	95.00	95.00	95.00	95.00	
Chlorinated Acid Herbicides	95.00	95.00	95.00	95.00	
Synthetic Organic Chemicals (SOC) scan	95.00	95.00	95.00	95.00	
Petroleum Products	95.00	95.00	95.00	95.00	
Volatile Organic Chemicals	91.00	91.00	91.00	91.00	
Residential Other Central Permitting Fees:					
NSF Check Fee	$ 25.00	$ 25.00	$ 25.00	$ 25.00	
Late Fee for billed customer	1%	1%	1%	1%	of total minimum of $5.00 charge
Technology Fee	2.5%	2.5%	2.5%	2.5%	
Working without a permit fee		double fee cost			
Administrative Fee	25.00	25.00	25.00	25.00	

All fees are nonrefundable once work has begun on the service request. There will be a $25.00 administrative fee for all requests for refunds within 6 months of the request for service. After 6 months there is no refund.

DENTAL CLINIC

	2017 Adopted	2018 Requested	2018 Recommended	2018 Adopted
Dental Services:				
Periodic oral evaluation	$ 40.00	$ 40.00	$ 40.00	$ 40.00
Limited oral evaluation	60.00	60.00	60.00	60.00
Oral evaluation < 3 yrs of age	60.00	60.00	60.00	60.00
Comp oral eval-new/estab patient	75.00	75.00	75.00	75.00
Detail/extensive oral eval, B/R	80.00	80.00	80.00	80.00
Limited re-evaluation estab patient	50.00	50.00	50.00	50.00
Intraoral-complete series (bw)	118.00	118.00	118.00	118.00
Intraoral-periapical-1st film	22.00	22.00	22.00	22.00
Intraoral-periapical-each add'l	22.00	22.00	22.00	22.00
Intraoral-occlusal film	30.00	30.00	30.00	30.00
Bitewing-single film	20.00	20.00	20.00	20.00
Bitewings-two films	30.00	30.00	30.00	30.00
Bitewings-three films	40.00	40.00	40.00	40.00
Bitewings-four films	50.00	50.00	50.00	50.00
Skull & facial bone survey film	95.00	95.00	95.00	95.00
Panoramic film	95.00	95.00	95.00	95.00
Cephalometric film	95.00	95.00	95.00	95.00
Diagnostic casts	50.00	50.00	50.00	50.00
Prophylaxis-adult	85.00	85.00	85.00	85.00

STANLY COUNTY
ADOPTED FEE SCHEDULE FOR FISCAL YEAR 2018

	2017 Adopted	2018 Requested	2018 Recommended	2018 Adopted
Dental Services (cont.):				
Prophylaxis-child	58.00	58.00	58.00	58.00
Prophylaxis with fluoride-child	36.00	36.00	36.00	36.00
Fluoride w/o prophylaxis-child	35.00	35.00	35.00	35.00
Fluoride w/o prophylaxis-adult	35.00	35.00	35.00	35.00
Prophylaxis with fluoride-adult	110.00	110.00	110.00	110.00
Topical fluoride varnish	35.00	35.00	35.00	35.00
Sealant-per tooth	40.00	40.00	40.00	40.00
Space maint-fixed-unilateral	210.00	210.00	210.00	210.00
Space maint-fixed-bilateral	415.00	415.00	415.00	415.00
Amalgam-1 surf. prim/perm	95.00	95.00	95.00	95.00
Amalgam-2 surf. prim/perm	105.00	105.00	105.00	105.00
Amalgam-3 surf. prim/perm	120.00	120.00	120.00	120.00
Amalgam-4+ surf. prim/perm	145.00	145.00	145.00	145.00
Resin-one surface, anterior	90.00	90.00	90.00	90.00
Resin-two surfaces, anterior	105.00	105.00	105.00	105.00
Resin-three surfaces, anterior	135.00	135.00	135.00	135.00
Resin-4+ w/incis angle-anterior	170.00	170.00	170.00	170.00
Resin composite crown, anterior	220.00	220.00	220.00	220.00
Resin composite-1s, posterior	110.00	110.00	110.00	110.00
Resin composite-2s, posterior	135.00	135.00	135.00	135.00
Resin composite-3s, posterior	170.00	170.00	170.00	170.00
Resin composite-4+s, posterior	200.00	200.00	200.00	200.00
Prefab stain steel crn-primary	185.00	185.00	185.00	185.00
Prefab stain steel crown-perm	220.00	220.00	220.00	220.00
Prefab stl crown w/resin window	225.00	225.00	225.00	225.00
Sedative filling	90.00	90.00	90.00	90.00
Crown buildup, include any pins	150.00	150.00	150.00	150.00
Pin retention-/tooth, (+ rest)	75.00	75.00	75.00	75.00
Temporary crown (fix tooth)	200.00	200.00	200.00	200.00
Therapeutic pulpotomy(exc rest)	125.00	125.00	125.00	125.00
Pulpal therapy-anterior, primary	155.00	155.00	155.00	155.00
Pulpal therapy-posterior, prim	225.00	225.00	225.00	225.00
Root canal therapy - anterior	450.00	450.00	450.00	450.00
Root canal therapy - bicuspid	650.00	650.00	650.00	650.00
Root canal therapy - molar	700.00	700.00	700.00	700.00
Perio scale & root pln-4+per quad	125.00	125.00	125.00	125.00
Full mouth debridemnt,eval/diag	130.00	130.00	130.00	130.00
Periodontal maintenance	60.00	60.00	60.00	60.00
Maxil partial-metal Base W/sdls	60.00	60.00	60.00	60.00
Mand partial-metal base w/sdls	800.00	800.00	800.00	800.00
Extraction crnl remnts-decid tooth	90.00	90.00	90.00	90.00
Extract, erupted tooth/exposed root	90.00	90.00	90.00	90.00
Extraction-surgical/erupt tooth	230.00	230.00	230.00	230.00
Extraction-impacted/soft tissue	255.00	255.00	255.00	255.00
Extraction-impacted/part bony	305.00	305.00	305.00	305.00
Reimplantation/stabilization	250.00	250.00	250.00	250.00
Biopsy of oral tissue-soft	175.00	175.00	175.00	175.00
Excision benign lesion<=1.25cm	250.00	250.00	250.00	250.00
Incis&drain abscess-intra soft	150.00	150.00	150.00	150.00
Suture of small wounds to 5cm	200.00	200.00	200.00	200.00
Frenulectomy-separate procedure	200.00	200.00	200.00	200.00
Intercept orth trt, quad helix	200.00	200.00	200.00	200.00
Emerg treatment, palliative	50.00	50.00	50.00	50.00
Nitrous Oxide	50.00	50.00	50.00	50.00
Professional hospital call	200.00	200.00	200.00	200.00

STANLY COUNTY
ADOPTED FEE SCHEDULE FOR FISCAL YEAR 2018

ELECTIONS

		2017 Adopted	2018 Requested	2018 Recommended	2018 Adopted	
Voter Registration Listings:						
Printed list		$ 0.05	$ 0.05	$ 0.05	$ 0.05	per page
Labels		0.30	0.30	0.30	0.30	per page
CD		5.00	5.00	5.00	5.00	per CD
USB Drive		10.00	10.00	10.00	10.00	per USB
Emailed list/labels				no charge	no charge	

*The prices for list/labels is revised in July when new board is sworn in. Prices are actual cost of supplies, exception magnetic medium.

Copy Fees:						
Black and White		$ 0.05	$ 0.05	$ 0.05	$ 0.05	per page
Color		0.10	0.10	0.10	0.10	per page
CD		5.00	5.00	5.00	5.00	per CD
USB Drive		10.00	10.00	10.00	10.00	per USB

County Filing Fees:					
Clerk of Court	4 years	$ 731.00	$ 731.00	$ 731.00	$ 731.00
Sheriff	4 years	540.00	540.00	540.00	540.00
County Commissioner	4 years	154.00	154.00	154.00	154.00
Board of Education	4 years	27.00	27.00	27.00	27.00
NC State House/Senate	2 years	207.00	207.00	207.00	207.00
Register of Deeds	4 years	425.00	425.00	425.00	425.00
Soil & Water	4 years	5.00	5.00	5.00	5.00

*County Filing Fees are calculated on 1% of annual salary.

Municipal Filing Fees:					
Albemarle: (Mayor +7 Council)					
Mayor	2 years	$ 20.00	$ 20.00	$ 20.00	$ 20.00
Council	4 years	10.00	10.00	10.00	10.00
Badin: (Mayor +5 Council, Mayor chosen by Council)					
Council	4 years	10.00	10.00	10.00	10.00
Locust: (Mayor +7 Council)					
Mayor	2 years	10.00	10.00	10.00	10.00
Council	4 years	10.00	10.00	10.00	10.00
Misenheimer: (Mayor +5 Council, Mayor chosen by Council)					
Council	4 years	5.00	5.00	5.00	5.00
New London: (Mayor + 5 Commissioners)					
Mayor	4 years	5.00	5.00	5.00	5.00
Commissioners	4 years	5.00	5.00	5.00	5.00
County Filing Fees (cont.):					
Norwood: (Mayor + 5 Commissioners)					
Mayor	4 years	40.00	40.00	40.00	40.00
Commissioners	4 years	20.00	20.00	20.00	20.00
Oakboro: (Mayor + 5 Commissioners)					
Mayor	2 years	25.00	25.00	25.00	25.00
Commissioners	4 years	25.00	25.00	25.00	25.00
Red Cross: (Mayor + 4 Commissioners)					
Mayor	4 years	15.00	15.00	15.00	15.00
Council	4 years	15.00	15.00	15.00	15.00
Richfield: (Mayor + 5 Commissioners)					
Mayor	4 years	10.00	10.00	10.00	10.00
Commissioners	4 years	10.00	10.00	10.00	10.00
Stanfield: (Mayor + 5 Commissioners)					
Mayor	4 years	25.00	25.00	25.00	25.00
Commissioners	4 years	20.00	20.00	20.00	20.00

*Municipal Filing Fees will be set by the municipalities.

STANLY COUNTY
ADOPTED FEE SCHEDULE FOR FISCAL YEAR 2018

EMS

	2017 Adopted	2018 Requested	2018 Recommended	2018 Adopted	
Ambulance Rates:					
BLS Non-Emergency	$ 300.00	$ 300.00	$ 300.00	$ 300.00	
BLS Emergency	374.00	374.00	374.00	374.00	
ALS Non-Emergency	300.00	300.00	300.00	300.00	
ALS 1	440.00	440.00	440.00	440.00	
ALS 2	610.00	610.00	610.00	610.00	
SCT	690.00	690.00	690.00	690.00	
TNT	150.00	150.00	150.00	150.00	
Mileage:					
1-17 miles	10.60	10.60	10.60	10.60	
17-49 miles	11.00	11.00	11.00	11.00	
50+ miles	13.00	13.00	13.00	13.00	
Ambulance Medicare Rates:					
BLS Non-Emergency	$ 217.09	$ 217.09	$ 217.09	$ 217.09	
BLS Emergency	347.35	347.35	347.35	347.35	
ALS Non-Emergency	260.51	260.51	260.51	260.51	
ALS 1	412.48	412.48	412.48	412.48	
ALS 2	597.01	597.01	597.01	597.01	
SCT	705.55	705.55	705.55	705.55	
Mileage:					
1-17 miles	10.74	10.74	10.74	10.74	
17-49 miles	7.34	7.34	7.34	7.34	
50+ miles	12.80	12.80	12.80	12.80	
Ambulance Blue Cross Blue Shield Rates:					
BLS Non-Emergency	$ 300.00	$ 300.00	$ 300.00	$ 300.00	
BLS Emergency	374.00	374.00	374.00	374.00	
ALS Non-Emergency	300.00	300.00	300.00	300.00	
ALS 1	440.00	440.00	440.00	440.00	
ALS 2	610.00	610.00	610.00	610.00	
SCT	681.47	681.47	681.47	681.47	
Mileage:					
All mileage	10.42	10.42	10.42	10.42	
Ambulance Medicaid Rates:					
BLS Non-Emergency	$ 72.19	$ 72.19	$ 72.19	$ 72.19	
BLS Emergency	72.19	72.19	72.19	72.19	
ALS Non-Emergency	72.19	72.19	72.19	72.19	
ALS 1	127.23	127.23	127.23	127.23	
ALS 2	132.00	132.00	132.00	132.00	
TNT	72.19	72.19	72.19	72.19	
Mileage:					
Only Out of County Mileage	3.09	3.09	3.09	3.09	
Other Charges:					
Copy of Fees	$ 12.00	$ 12.00	$ 12.00	$ 12.00	
Ambulance Stand by (1unit/2medics)	75.00	75.00	75.00	75.00	per hour

FINANCE

	2017 Adopted	2018 Requested	2018 Recommended	2018 Adopted	
Finance Fees:					
Standard Return Check Fee	$ 25.00	$ 25.00	$ 25.00	$ 25.00	per check
W-2/1099 Replacement Copies	2.00	2.00	2.00	2.00	each
Direct Deposit Replacement Stub	2.00	2.00	2.00	2.00	each

STANLY COUNTY
ADOPTED FEE SCHEDULE FOR FISCAL YEAR 2018

FIRE

	2017 Adopted	2018 Requested	2018 Recommended	2018 Adopted	
Plans Review:					
1 - 1,000 square feet	75.00	75.00	75.00	75.00	
1,001 - 20,000 square feet	100.00	100.00	100.00	100.00	
20,001 - 50,000 square feet	150.00	150.00	150.00	150.00	
50,001 - 70,000 square feet	200.00	200.00	200.00	200.00	
Over 70,000 square feet	250.00	250.00	250.00	250.00	
Re-review Fee	50.00	50.00	50.00	50.00	applied on third submittal and each subsequent submittal there after
Required Construction Permits:					
(Permit Fee Plus Test Fee)					
Automatic Fire Extinguishing Systems	100.00	100.00	100.00	100.00	
Hood Suppression Systems	50.00	50.00	50.00	50.00	
Compressed Gases	100.00	100.00	100.00	100.00	
Fire Alarm & Detection Systems	100.00	100.00	100.00	100.00	
Fire Pumps	100.00	100.00	100.00	100.00	
Flammable & Combustible Liquids	100.00	100.00	100.00	100.00	
Hazardous Materials	100.00	100.00	100.00	100.00	
Industrial Ovens	50.00	50.00	50.00	50.00	
Spraying or Dipping Operations	100.00	100.00	100.00	100.00	
Standpipe Systems	110.00	110.00	110.00	110.00	
Temporary Membrane Structures, Tents, Canopies	N/A	N/A	N/A	N/A	

*Any system installation prior to plan review and/or permit issuance will incur a double permit fee.
**Charitable, non-profit, Governmental agencies exempt.

Operational Permits:				
ABC Permit	$ 50.00	$ 50.00	$ 50.00	$ 50.00
Amusement Buildings	100.00	100.00	100.00	100.00
Aviation Facilities	50.00	50.00	50.00	50.00
Carnivals and Fairs	50.00	50.00	50.00	50.00
Battery Systems	50.00	50.00	50.00	50.00
Covered Mall Buildings	100.00	100.00	100.00	100.00
Exhibits and Trade Shows	50.00	50.00	50.00	50.00
Hazardous Materials	100.00	100.00	100.00	100.00
HPM Facilities	100.00	100.00	100.00	100.00
High-piled or High rack storage	100.00	100.00	100.00	100.00
Liquid/gas fueled vehicles/equipment in assembly buildings	150.00	150.00	150.00	150.00
Open flames and candles	50.00	50.00	50.00	50.00
Organic coatings	100.00	100.00	100.00	100.00
Places or assembly (Dance Halls, Night Clubs)	50.00	50.00	50.00	50.00
Pyrotechnic special effects materials	100.00	100.00	100.00	100.00
Proxylin plastic	100.00	100.00	100.00	100.00
Rooftop heliports	100.00	100.00	100.00	100.00
Spraying or dipping	100.00	100.00	100.00	100.00
Storage of scrap tires and tire byproducts'	100.00	100.00	100.00	100.00
Operational Permits (cont.):				
Tire rebuilding plants	100.00	100.00	100.00	100.00
Waste Handling (wrecking yards, junk yards)	100.00	100.00	100.00	100.00
Special Use Permits:				
Blasting Permits (explosives)				
90 days	$ 200.00	$ 200.00	$ 200.00	$ 200.00
60 days	150.00	150.00	150.00	150.00
30 days	100.00	100.00	100.00	100.00
48 hours	50.00	50.00	50.00	50.00
Burning Permits				
Residential	no charge	no charge	no charge	no charge
Commercial	no charge	no charge	no charge	no charge
Bon Fire….Kindling or maintaining a bon fire	$ 26.00	$ 26.00	$ 26.00	$ 26.00
Burning for fire department training	no charge	no charge	no charge	no charge

STANLY COUNTY
ADOPTED FEE SCHEDULE FOR FISCAL YEAR 2018

	2017 Adopted	2018 Requested	2018 Recommended	2018 Adopted	
Fireworks					
Public Display	$ 150.00	$ 150.00	$ 150.00	$ 150.00	
Display indoors	250.00	250.00	250.00	250.00	
Tents					
Tents for Public Usage exceeding 120 sq feet	$ 50.00	$ 50.00	$ 50.00	$ 50.00	
Use of Air Structures	50.00	50.00	50.00	50.00	
Temporary kiosks or displays for merchandising	50.00	50.00	50.00	50.00	
Citations:					
Violation of NC Fire Code, Building Code, and/or County Code, Open Burning Codes, County Permits, and State Fire Codes:					
1st Offense	$ 250.00	$ 250.00	$ 250.00	$ 250.00	per each day that violation continues
2nd Offense	500.00	500.00	500.00	500.00	per each day that violation continues
3rd and Continuing Offense	1,000.00	1,000.00	1,000.00	1,000.00	per each day that violation continues
Violation of Occupancy Limits:					
1st Offense	$ 150.00	$ 150.00	$ 150.00	$ 150.00	per each day that violation continues
2nd Offense	250.00	250.00	250.00	250.00	per each day that violation continues
3rd and Continuing Offense	500.00	500.00	500.00	500.00	per each day that violation continues
Violation of Locked or Blocked Exits, condition posing immediate danger on or about the premise:					
1st Offense	$ 250.00	$ 250.00	$ 250.00	$ 250.00	per each day that violation continues
2nd Offense	500.00	500.00	500.00	500.00	per each day that violation continues
3rd and Continuing Offense	1,000.00	1,000.00	1,000.00	1,000.00	per each day that violation continues
Violation for parking in Fire Lane, Blocking Fire Hydrant, Failure to Place Hazardous Materials Warning Signs where required:					
1st Offense	$ 50.00	$ 50.00	$ 50.00	$ 50.00	per each day that violation continues
2nd Offense	100.00	100.00	100.00	100.00	per each day that violation continues
3rd and Continuing Offense	200.00	200.00	200.00	200.00	per each day that violation continues

GIS

	2017 Adopted	2018 Requested	2018 Recommended	2018 Adopted	
Line Map Fees:					
Line Map 8.5 X 11	$ 1.00	$ 1.00	$ 1.00	$ 1.00	per copy
Line Map 11 x 17	1.00	1.00	1.00	1.00	per copy
Line Map 18 X 24	3.00	3.00	3.00	3.00	per copy
Line Map 30 X 30	5.00	5.00	5.00	5.00	per copy
Line Map 36 X 36	6.00	6.00	6.00	6.00	per copy
Line Map 42 X 42	8.00	8.00	8.00	8.00	per copy
Aerial Map Fees:					
Aerial Map 8.5 X 11	3.00	3.00	3.00	3.00	per copy
Aerial Map 11 x 17	3.00	3.00	3.00	3.00	per copy
Aerial Map 18 X 24	5.00	5.00	5.00	5.00	per copy
Aerial Map 30 X 30	6.00	6.00	6.00	6.00	per copy
Aerial Map 36 X 36	8.00	8.00	8.00	8.00	per copy
Aerial Map 42 X 42	10.00	10.00	10.00	10.00	per copy

STANLY COUNTY
ADOPTED FEE SCHEDULE FOR FISCAL YEAR 2018

GENERAL HEALTH DEPARTMENT

	2017 Adopted	2018 Requested	2018 Recommended	2018 Adopted
New Patient (Sick):				
Office Visit-Brief	$ 63.00	$ 63.00	$ 63.00	$ 63.00
Office Visit-Prob. Focus.	94.00	94.00	94.00	94.00
Office Visit-Expanded	133.00	133.00	133.00	133.00
Office Visit-Mod. Comp.	195.00	195.00	195.00	195.00
Office Visit-Comp.	245.00	245.00	245.00	245.00
Established Patient (Sick):				
Office Visit-Brief	$ 35.00	$ 35.00	$ 35.00	$ 35.00
Office Visit-Prob. Focus.	57.00	57.00	57.00	57.00
Office Visit-Expanded	79.00	79.00	79.00	79.00
Office Visit-Mod. Comp.	123.00	123.00	123.00	123.00
Office Visit-Comp.	183.00	183.00	183.00	183.00
New Patient Preventative Vaccinations:				
under 1 year old	$ 90.00	$ 90.00	$ 90.00	$ 90.00
1- 4 years old	90.00	90.00	90.00	90.00
5 -11 years old	152.00	152.00	152.00	152.00
12 - 17 years old	169.00	169.00	169.00	169.00
18 - 39 years old	167.00	167.00	167.00	167.00
40 - 64 years old	199.00	199.00	199.00	199.00
64 years old & older	215.00	215.00	215.00	215.00
Established Patient Preventative Vaccinations:				
under 1 year old	$ 90.00	$ 90.00	$ 90.00	$ 90.00
1- 4 years old	90.00	90.00	90.00	90.00
5 -11 years old	125.00	125.00	125.00	125.00
12 - 17 years old	146.00	146.00	146.00	146.00
18 - 39 years old	142.00	142.00	142.00	142.00
40 - 64 years old	158.00	158.00	158.00	158.00
64 years old & older	175.00	175.00	175.00	175.00
Consultation Office Visit:				
L1 Problem Focused	$ 150.00	$ 150.00	$ 150.00	$ 150.00
L2 Exp Problem Focused	170.00	170.00	170.00	170.00
L3 Detailed Visit	190.00	190.00	190.00	190.00
L4 Comp Mod Complexity	302.00	302.00	302.00	302.00
Office Consultation	302.00	302.00	302.00	302.00
Other visit codes				
STD/TB control and treatment	$ 19.00	$ 19.00	$ 19.00	$ 19.00
TB Screening Form	10.00	10.00	10.00	10.00
Postnatal Home Visit	60.00	60.00	60.00	60.00
Newborn Home Visit	60.00	60.00	60.00	60.00
Maternal Care Skilled Nurse Home Visit	90.00	90.00	90.00	90.00
Limited Physical Adult	40.00	40.00	40.00	40.00
Limited Physical, sports	40.00	40.00	40.00	40.00
Limited Physical, DOC	70.00	70.00	70.00	70.00
Family Planning:				
Start Oral Contraceptive Pills	$ 10.00	$ 10.00	$ 10.00	$ 10.00
Depo Provera 150 mg	40.00	40.00	40.00	40.00
IUD Insertion	234.00	234.00	234.00	234.00
IUD Removal	75.00	75.00	75.00	75.00
IUD Check	35.00	35.00	35.00	35.00
Paragard	214.00	225.00	225.00	225.00
Mirena	309.00	309.00	309.00	309.00
Nexplanon	325.00	365.00	365.00	365.00
Nexplanon Inserts	355.00	355.00	355.00	355.00
Nexplanon Removal	118.00	118.00	118.00	118.00
Nexplanon Removal and Reinsertion	436.00	436.00	436.00	436.00
Pill replacement	5.00	5.00	5.00	5.00

STANLY COUNTY
ADOPTED FEE SCHEDULE FOR FISCAL YEAR 2018

	2017 Adopted	2018 Requested	2018 Recommended	2018 Adopted
Procedures				
Ambulatory BP	$ 5.00	$ 5.00	$ 5.00	$ 5.00
Vision Testing	5.00	5.00	5.00	5.00
Laboratory:				
1 hour Glucose QW	$ 7.00	$ 7.00	$ 7.00	$ 7.00
3 hour Glucose QW	18.00	18.00	18.00	18.00
Additional past 3 QW	6.00	6.00	6.00	6.00
Lab Processing Fee(Lab Corp/State)	12.00	12.00	12.00	12.00
Venipuncture	3.00	3.00	3.00	3.00
Venipuncture <3y/o	14.00	14.00	14.00	14.00
Lab specimen for f/u NB Screening				
Blood Glucose (FS)	5.00	5.00	5.00	5.00
Blood Occult (Stool)	5.00	5.00	5.00	5.00
Chlamydia probe				
GC Probe				
GC Culture	11.00	11.00	11.00	11.00
GC Smear	6.00	6.00	6.00	6.00
Hemoglobin	3.00	3.00	3.00	3.00
Pregnancy Test	10.00	10.00	10.00	10.00
Streptococcus Screen	15.00	15.00	15.00	15.00
Total Cholesterol	6.00	6.00	6.00	6.00
Urinalysis Dipstick	5.00	5.00	5.00	5.00
Wet Mount	5.00	5.00	5.00	5.00
Quick Vue Flu Test M-QW	15.00	15.00	15.00	15.00
Hemoglobin A1C M-QW	14.00	14.00	14.00	14.00
MicroAlbumin Screen	4.00	4.00	4.00	4.00
Rabies Titer (every 2 yrs)				
Injections:				
Injection (SC or IM) Fee	$ 19.00	$ 19.00	$ 19.00	$ 19.00
PPD Nonstate vaccine	10.00	10.00	10.00	10.00
Local Immunizations:				
Adm. 1 vaccine < 8 years EP modifier	$ 18.00	$ 18.00	$ 18.00	$ 18.00
Adm. Additional < 8 years EP modifier	15.00	15.00	15.00	15.00
Adm. 1 vaccine	18.00	18.00	18.00	18.00
Adm. Additional	15.00	15.00	15.00	15.00
Imm. Adm. Nasal or Oral	14.00	14.00	14.00	14.00
Hib	29.00	29.00	29.00	29.00
DTaP	26.00	26.00	26.00	26.00
Gardasil	187.00	187.00	187.00	187.00
Hepatitis A Adult	79.00	79.00	79.00	79.00
Hepatitis A pediatric	38.00	38.00	38.00	38.00
Hepatitis B Adult	72.00	72.00	72.00	72.00
Hepatitis B Pediatric	29.00	29.00	29.00	29.00
Influenza >3 y/o	30.00	30.00	30.00	30.00
Influenza <3 y/o	30.00	30.00	30.00	30.00
IPOL	31.00	31.00	31.00	31.00
Kinrix	48.00	48.00	48.00	48.00
Menactra	114.00	114.00	114.00	114.00
MMR	76.00	76.00	76.00	76.00
MMRV	218.00	218.00	218.00	218.00
Pediarix	71.00	71.00	71.00	71.00
Pentacel	88.00	88.00	88.00	88.00
Pneumonia	96.00	96.00	96.00	96.00
Prevnar	183.00	183.00	183.00	183.00
Rabies	295.00	295.00	295.00	295.00
Rotovirus	107.00	107.00	107.00	107.00
Tdap	42.00	42.00	42.00	42.00
Twinrix	93.00	93.00	93.00	93.00
Varivax	129.00	129.00	129.00	129.00
Zostavax	225.00	225.00	225.00	225.00
Td	25.00	25.00	25.00	25.00

STANLY COUNTY
ADOPTED FEE SCHEDULE FOR FISCAL YEAR 2018

	2017 Adopted	2018 Requested	2018 Recommended	2018 Adopted
Other Services:				
OAE Limited Screening	$ 31.00	$ 31.00	$ 31.00	$ 31.00
Tympanometry	15.00	15.00	15.00	15.00
Audiometry	9.00	9.00	9.00	9.00
Electrocardiogram	26.00	26.00	26.00	26.00
Spirometer	33.00	33.00	33.00	33.00
Dest. of Lesion-Male	99.00	99.00	99.00	99.00
Dest. of Lesion-Female	101.00	101.00	101.00	101.00
Dental Varnish	35.00	35.00	35.00	35.00
Dental Varnish 2	60.00	60.00	60.00	60.00

HOME HEALTH

	2017 Adopted	2018 Requested	2018 Recommended	2018 Adopted
Services:				
Nursing	$ 125.00	$ 125.00	$ 125.00	$ 125.00
Physical Therapy	150.00	150.00	150.00	150.00
Speech Pathology	150.00	150.00	150.00	150.00
Occupational Therapy	150.00	150.00	150.00	150.00
Medical Social Worker	200.00	200.00	200.00	200.00
Home Health Aide Services	75.00	75.00	75.00	75.00

LIBRARY

	Term	2017 Adopted	2018 Requested	2018 Recommended	2018 Adopted	
Overdue Fines:						
Books	21 Days	$ 0.20	$ 0.20	$ 0.20	$ 0.20	per day with a maximum fee of $10.00
Books on Tape	21 Days	0.20	0.20	0.20	0.20	per day with a maximum fee of $10.00
Hooked on Phonics	21 Days	0.20	0.20	0.20	0.20	per day with a maximum fee of $10.00
Videos	21 Days	0.20	0.20	0.20	0.20	per day with a maximum fee of $10.00
Audio/Visual Equipment	Variable	1.00	1.00	1.00	1.00	per day with a maximum fee of $50.00
Inter-Library Loan	Variable	1.00	1.00	1.00	1.00	per day with a maximum fee of $50.00

*At one week overdue, an Overdue Notice will be mailed or e-mailed to the responsible patron.
**At three weeks overdue, a second Overdue Notice will be mailed or e-mailed to the responsible patron.
***At nine weeks overdue, the item is declared lost and a bill is generated and mailed to the patron for the cost of the materials.
****Long overdue materials may not be renewed.
*****Items not reserved may be renewed one time. Video materials cannot be renewed at all.
******Upon return of overdue materials, the patron will be responsible for payment of all accumulated fines.
*******Upon declaration of loss of long overdue materials, the patron will be responsible for the cost of the material;
if the lost materials are returned in good condition, only the applicable overdue fines will be charged.

Checkout Limits:				
Adults:				
Audio books	30	30	30	30
Books	30	30	30	30
Large Print Books	30	30	30	30
Music/Other Audio	30	30	30	30
Videos/DVD's	10	10	10	10
Magazines(Branches only)	10	10	10	10
Multi-Media Kits	5	5	5	5
Software	5	5	5	5
AV Equipment	2	2	2	2
Laptop PC (Locust in house only)	1	1	1	1

STANLY COUNTY
ADOPTED FEE SCHEDULE FOR FISCAL YEAR 2018

	2017 Adopted	2018 Requested	2018 Recommended	2018 Adopted	
Checkout Limits (cont.):					
Juveniles & Part-time Residents:					
Audio books	15	15	15	15	
Books	15	15	15	15	
Large Print Books	15	15	15	15	
Music/Other Audio	15	15	15	15	
Videos/DVD's	5	5	5	5	
Magazines(Branches only)	5	5	5	5	
Multi-Media Kits	5	5	5	5	
Software	5	5	5	5	
Must have Library Directors Approval:					
Maps					
Microforms					
Newspapers					
Manuscripts					
Photographs					
Vertical Files					
Services:					
Out of County Library Card Individual	$ 35.00	$ 35.00	$ 35.00	$ 35.00	per year
Out of County Library Card Family	50.00	50.00	50.00	50.00	per year
Lost Library Card	2.00	2.00	2.00	2.00	per card
Interlibrary Loan Fee	3.00	3.00	3.00	3.00	per request
Printing Fee	0.10	0.10	0.10	0.10	per page
Temporary Library Card	-	-	-	-	no charge unless out of county fee applies
Proctoring Services	20.00	20.00	20.00	20.00	
Meeting Room Rentals:					
Non-Profit	10.00	10.00	10.00	10.00	
Profit	25.00	25.00	25.00	25.00	

REGISTER OF DEEDS

LAND RECORDS

	2017 Adopted	2018 Requested	2018 Recommended	2018 Adopted	
General instruments :					
Instruments except deeds of trust and mortgages	$ 26.00	$ 26.00	$ 26.00	$ 26.00	first 15 pages
Additional Page	4.00	4.00	4.00	4.00	per page
Deeds of Trusts	56.00	56.00	56.00	56.00	first 15 pages
Additional Page	4.00	4.00	4.00	4.00	per page
Additional Assignment index reference	10.00	10.00	10.00	10.00	per reference
State Excise Tax on Real Estate Conveyances	2.00	2.00	2.00	2.00	per thousand
Multiple Instruments in One Document	10.00	10.00	10.00	10.00	each instrument
Nonstandard Document	25.00	25.00	25.00	25.00	per document
Satisfaction	NA	NA	NA	NA	

*Nonstandard Document, for registering or filing any document not in compliance with the recording standards adopted G.S 161-14(b)

Plats:					
Original or Revised Plat Recorded	$ 21.00	$ 21.00	$ 21.00	$ 21.00	per sheet or page
Copy	2.00	3.00	3.00	3.00	per sheet
Highway Right of Way Plat	21.00	21.00	21.00	21.00	first page
	5.00	5.00	5.00	5.00	each additional page
Uniform Commercial Code:					
1 to 2 pages	$ 38.00	$ 38.00	$ 38.00	$ 38.00	
3 to 10 pages	45.00	45.00	45.00	45.00	up to 10 pages
11 or more pages	2.00	2.00	2.00	2.00	per page

*Uniform Commercial Code: original financing statements and amendments whose collateral includes good that are or are to become fixtures, timber to be cut or as-extracted collateral should be filed in the local office. Local filing fees for initial financing statements, correction statement, and all amendment including terminations.

Military Service Record:				
Filing and recording discharge	no fee	no fee	no fee	no fee
Certified Copy	no fee	no fee	no fee	no fee

STANLY COUNTY
ADOPTED FEE SCHEDULE FOR FISCAL YEAR 2018

REGISTER OF DEEDS

VITAL RECORDS

	2017 Adopted	2018 Requested	2018 Recommended	2018 Adopted	
Birth/Death/Marriage Certified Copy	$ 10.00	$ 10.00	$ 10.00	$ 10.00	
If 62 years of age, may waive fee for birth certificate					
EBRS Certified Copy of Births					
EBRS Search	$ 24.00	$ 24.00	$ 24.00	$ 24.00	State $14, County $10
Additional Copies at time of original purchase	15.00	15.00	15.00	15.00	State $5, County $10
Marriage License Fee:					
Marrriage License Issuance	$ 60.00	$ 60.00	$ 60.00	$ 60.00	County retains 24.10 - 10% automation fund = 21.69 (- $35.90 other fees)
Marriage License Correction	10.00	10.00	10.00	10.00	
Delayed Marriage License with 1 certificate copy	20.00	20.00	20.00	20.00	
Marriage License reprint	5.00	5.00	5.00	5.00	
Delayed Birth Certificate:					
Preparation of paperwork for birth to be registered to another	$ 10.00	$ 10.00	$ 10.00	$ 10.00	
Registration for Papers prepared in another county	10.00	10.00	10.00	10.00	
Papers and registration in same county, with 1 certified copy	20.00	20.00	20.00	20.00	
Amendment of Birth or Death Record:					
County Fee	$ 10.00	$ 10.00	$ 10.00	$ 10.00	
NC Vital Records Fee	15.00	15.00	15.00	15.00	
Legitimations:					
County Fee	$ 10.00	$ 10.00	$ 10.00	$ 10.00	
NC Vital Records Fee	15.00	15.00	15.00	15.00	
Notary Public:					
Notary Public Oath	$ 10.00	$ 10.00	$ 10.00	$ 10.00	
Notary Authentication	5.00	5.00	5.00	5.00	
Misc Fees:					
Certified Document copies	5.00	5.00	5.00	5.00	1st page
additional page	2.00	2.00	2.00	2.00	
Postage Fee Documents up to 12 pages	1.00	1.00	1.00	1.00	
Postage Fee Documents 13 +	2.00	2.00	2.00	2.00	
Copies	0.25	0.25	0.25	0.25	per page
Credit Card Convenience Fee	4%	4%	4%	4%	of purchase
Mailed copies	$2.00	$2.00	$2.00	$2.00	1st page
Additional Pages	0.25	0.25	0.25	0.25	each additional page
Postage Fee Documents over 12 pages	2.00	2.00	2.00	2.00	
Convenience Fee (Credit Card Users)	4%	4%	4%	4%	of purchase

SENIOR CENTER

	2017 Adopted	2018 Requested	2018 Recommended	2018 Adopted	
Classrooms:					
Each Event	$ 25.00	$ 25.00	$ 25.00	$ 25.00	maximum of 4 hours per event
Auditorium:					
1 event a month	$ 600.00	$ 600.00	$ 600.00	$ 600.00	($400 rental fee + $200 mandatory cleaning fee)
2 to 4 events a month	750.00	750.00	750.00	750.00	($550 rental fee + $200 mandatory cleaning fee)

*Auditorium rental requires a $200 refundable deposit. The deposit will be refunded if the building is left damage free and the key is returned.

STANLY COUNTY
ADOPTED FEE SCHEDULE FOR FISCAL YEAR 2018

SHERIFF'S DEPARTMENT

	2017 Adopted	2018 Requested	2018 Recommended	2018 Adopted
Services:				
Fingerprinting	$ 10.00	$ 10.00	$ 10.00	$ 10.00
Gun Permits	5.00	5.00	5.00	5.00
Civil Papers	30.00	30.00	30.00	30.00
Out-of-State Papers	50.00	50.00	50.00	50.00
Concealed Carry Permit (New)	90.00	90.00	90.00	90.00
Concealed Carry Permit (Renewal)	75.00	75.00	75.00	75.00
Fingerprint required	85.00	85.00	85.00	85.00
Notary Fee	5.00	5.00	5.00	5.00
Concealed Carry Permit (Duplicate)	15.00	15.00	15.00	15.00

SOLID WASTE

	2017 Adopted	2018 Requested	2018 Recommended	2018 Adopted	
Solid Waste Fees:					
Yearly Household Fee	$ 72.00	$ 75.00	$ 75.00	$ 75.00	per year

TAX ASSESSOR

	2017 Adopted	2018 Requested	2018 Recommended	2018 Adopted	
Assessor Fees:					
Small Maps	$ 1.00	$ 1.00	$ 1.00	$ 1.00	each
Delinquency Scrolls	200.00	200.00	200.00	200.00	each

TRANSPORTATION

	2017 Adopted	2018 Requested	2018 Recommended	2018 Adopted	
Individual Trip Cost:					
Miles	$ 1.05	$ 1.90	$ 1.90	$ 1.90	per mile
Hours	11.50	-	-	-	per hour
*General public riders pay as they ride.					
Agencies Zone Fare System:					
Zone A: includes the city limits of Albemarle	$ 3.00	$ 3.00	$ 3.00	$ 3.00	round trip
Zone B: include the 5 mile area outside of the city limits	5.00	5.00	5.00	5.00	round trip
Zone C: include the 10 mile area outside of the city limits	7.00	7.00	7.00	7.00	round trip
Zone D: include the 15 mile area outside of the city limits	9.00	9.00	9.00	9.00	round trip
Zone E: include the 20 mile area outside of the city limits	11.00	11.00	11.00	11.00	round trip
Zone F: include the 20+ mile area outside of the city limits	13.00	13.00	13.00	13.00	round trip
E&D Passengers					
Out of County-areas of Charlotte, Concord, Monroe, Statesville, Pinehurst, and Salisbury	$ 20.00	$ 20.00	$ 20.00	$ 20.00	per day
Out of County-areas of Greensboro, Chapel Hill, Durham Winston-Salem	30.00	30.00	30.00	30.00	per day

STANLY COUNTY
ADOPTED FEE SCHEDULE FOR FISCAL YEAR 2018

UTILITIES

WATER DISTRICTS

	2017 Adopted	2018 Requested	2018 Recommended	2018 Adopted
Residential/Water:				
under 2,000	$ 21.71	$ 22.58	$ 22.36	$ 22.58
over 2,000				
per 1,000	$ 11.12	$ 11.56	$ 11.45	$ 11.56
per gallons	0.01112	0.01156	0.01145	0.01156
Commercial/Fire Hydrant				
under 2,000	$ 27.15	$ 28.24	$ 27.96	$ 28.24
over 2,000				
per 1,000	$ 12.54	$ 13.04	$ 12.92	$ 13.04
per gallons	0.01254	0.01304	0.01292	0.01304
Industrial/Agricultural/Institutional/Flushing Hydrant				
up to 20,000	$ 247.97	$ 257.89	$ 255.41	$ 257.89
over 20,000				
per 1,000	$ 3.50	$ 3.64	$ 3.61	$ 3.64
per gallons	0.00350	0.00364	0.00361	0.00364
Fire Line				
up to 1,000	$ 37.77	$ 39.28	$ 38.90	$ 39.28
over 1,000				
per 1,000	$ 12.54	$ 13.04	$ 12.91	$ 13.04
per gallons	0.01254	0.01304	0.01291	0.01304
Fire Event				
per 1,000	$ 2.42	$ 2.52	$ 2.49	$ 2.52
Town of Stanfield:				
under 700,000				
per 1,000	$ 2.35	$ 2.44	$ 2.42	$ 2.44
per gallons	0.00235	0.00244	0.00242	0.00244
over 700,000				
per 1,000	$ 2.42	$ 2.52	$ 2.49	$ 2.52
per gallons	0.00242	0.00252	0.00249	0.00252
ALCOA Water:				
up to 1,500	$ 19.51	$ 20.29	$ 20.09	$ 20.29
1,500 -150,000				
per 1,000	$ 4.60	$ 4.78	$ 4.73	$ 4.78
per gallons	0.00460	0.00478	0.00473	0.00478
150,000 - 1,500,000				
per 1,000	$ 3.91	$ 4.07	$ 4.03	$ 4.07
per gallons	0.00391	0.00407	0.00403	0.00407
over 1,500,000				
per 1,000	$ 2.82	$ 2.94	$ 2.91	$ 2.94
per gallons	0.00282	0.00294	0.00291	0.00294

STANLY COUNTY
ADOPTED FEE SCHEDULE FOR FISCAL YEAR 2018

UTILITIES

WASTE WATER SERVICES

	2017 Adopted	2018 Requested	2018 Recommended	2018 Adopted		
All District Sewer:						
All Consumption						
per 1,000	$ 7.72	$ 8.03	$ 7.95	$ 8.03		
per gallons	0.00772	0.00803	0.00795	0.00803		
Minimum Sewer Charge	$ 15.45	$ 16.07	$ 15.91	$ 16.07		
Waste Water Service without Public Water Service:						
1 person Household	$ 15.45	$ 16.07	$ 15.92	$ 16.07	expected loading gallons/mth	2,000
2 person Household	34.76	36.15	35.81	36.15	expected loading gallons/mth	4,500
3 person Household	52.15	54.24	53.72	54.24	expected loading gallons/mth	6,750
4 person Household	69.53	72.31	71.61	72.31	expected loading gallons/mth	9,000
5 person Household	86.89	90.37	89.50	90.37	expected loading gallons/mth	11,250
6 person Household	104.28	108.45	107.41	108.45	expected loading gallons/mth	13,500
No Information	46.33	48.18	47.72	48.18	expected loading gallons/mth	6,000
West Stanly WWTP Muncipal Bulk Customers						
per 1,000	4.74	$ 4.74	$ 4.74	$ 4.74		

UTILITIES

OTHER FEES

	2017 Adopted	2018 Requested	2018 Recommended	2018 Adopted
Tap Fees:				
3/4" Tap	$ 1,085.00	$ 1,128.40	$ 1,117.55	$ 1,100.00
1" Tap	1,300.00	1,352.00	1,339.00	1,325.00
2" Tap	5,000.00	5,200.00	5,150.00	5,100.00
Privilege Tap Fee Only	350.00	364.00	360.50	375.00

*Privilege Tap Fee, customer will be billed monthly for remaining amount.
*Any Tap larger than 2" will need to referred to the Public Works Director for cost.

Extension Fees:				
1st Extension	no charge	no charge	no charge	no charge
2nd Extension	$ 15.75	$ 15.75	$ 15.75	$ 15.75
3rd Extension	31.50	31.50	31.50	31.50
Meter Fees:				
3/4 "	$ 185.00	$ 185.00	$ 185.00	$ 185.00
1"	285.00	285.00	285.00	285.00
2"	630.00	630.00	630.00	630.00
Hydrant Meter Deposit	52.50	75.00	54.08	75.00
Meter Tampering	52.50	52.50	52.50	52.50
Meter Test	10.50	15.00	10.82	15.00
Other Fees:				
Late Payment Fee	$ 16.54	$ 17.20	$ 17.04	$ 20.00
After Hour Reconnection Fee	33.08	34.40	34.07	N/A
Express Fee	22.05	22.93	22.71	25.00
Security Deposit	42.00	43.68	43.26	45.00
Service Fee	11.03	11.47	11.36	15.00